






Security Coaxial Cables

Surveillance and CCTV Applications
Shielded or Flooded for Use in Underground Ducts



De- scription	Part No.	UL NEC/ C(UL)/CEC Type IEC	Standard Lengths		Standard Unit Weight		Conductor (Stranding) Diameter Nom. DCR	Nominal Insulation OD		Shielding Material Nom. DCR	Nominal OD		Nom. Imp. ()	Nom. Vel. of Prop.	Nominal Capacitance		Nominal Attenuation			
			ft.	m	lbs.	kg		inch	mm		inch	mm			pF/ft.	pF/m	MHz	dB/ 100 ft.	dB/ 100 m	
25 AWG • Solid 0.5 mm Bare Copper • 94 % Bare Copper Braid																				
Gas-Injected Foam PE Insulation • PVC Jacket (Brown, Red, Yellow, Green, Blue, White and Black)																				
75°C	573945	NEC: CM CEC: CM FT1	U-1000 1000	U-305 305	15.0 14.1	6.8 6.4	0.46 mm 25 AWG Solid BC 101.7 /km* 83.3 /km**	0.085	2.16	94% BC Braid 18.4 /km***	0.146	3.71	75	80%	16.9	55.4	1	0.5	1.5	
																				
Mini RG-59																				
Nominal Delay: 4.167 ns/m										Pulling Tension: 125 N										
Gas-Injected Foam PE Insulation • Grey FRNC /LSNH Jacket																				
70°C	473945	IEC 60754-2	328 1640	100 500	4.6 23.1	2.1 10.5	0.46 mm 25 AWG Solid BC 101.7 /km* 83.3 /km**	0.085	2.16	95% BC Braid 18.4 /km***	0.146	3.70	75	80%	16.9	55.4	see above			
																				
Mini RG-59																				
Nominal Delay: 4.167 ns/m										Pulling Tension: 125 N										
22 AWG • Stranded (7x30) 0.8 mm Bare Copper • 95 % Bare Copper Braid																				
Gas-Injected Foam PE Insulation • Black PVC Jacket																				
75°C	551945	NEC: CM CEC: CM FT1	U-1000 1000	U-305 305	33.1 30.0	15.0 13.6	0.76 mm 22 AWG (7x30) BC 49.2 /km* 40.7 /km**	0.140	3.56	95% BC Braid 8.5 /km***	0.232	5.89	75	78%	17.3	56.8	1	0.3	1.0	
																				
RG-59																				
Nominal Delay: 4.265 ns/m										Pulling Tension: 218 N										
Gas-Injected Foam PE Insulation • Grey FRNC /LSNH Jacket																				
70°C	451945	IEC 60754-2	328 1640	100 500	8.2 41.2	3.7 18.7	0.76 mm 22 AWG (7x30) BC 49.2 /km* 40.7 /km**	0.140	3.56	95% BC Braid 8.5 /km***	0.232	5.90	75	78%	17.3	56.8	see above			
																				
RG-59																				
Nominal Delay: 4.265 ns/m										Pulling Tension: 218 N										
20 AWG • Solid 0.8 mm Bare Copper • 95 % Bare Copper Braid																				
Gas-Injected Foam PE Insulation • PVC Jacket (White or Black)																				
75°C	543945	NEC: CM CEC: CM FT1	U-500 500	U-152 152	12.6 13.2	5.7 6.0	0.81 mm 20 AWG Solid BC 32.8 /km* 21.4 /km**	0.145	3.68	95% BC Braid 11.4 /km***	0.232	5.89	75	83%	16.3	53.5	1	0.3	1.0	
																				
RG-59																				
Nominal Delay: 3.97 ns/m										Pulling Tension: 218 N										

*DC loop resistance • **DC resistance inner conductor • *** DC resistance outer conductor • DCR = DC resistance • BC = Bare Copper