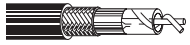


50 Ohm Transmission and Computer Cable

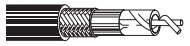
RG-8/U Type

Description	Part No.	UL NEC/ C(UL) CEC Type	Standard Lengths		Standard Unit Weight		Conductor (stranding) Diameter Nom. DCR	Nominal Core OD		Shielding Materials Nom. DCR	Nominal OD		Nom. Imp. (Ω)	Nom. Vel. of Prop.	Nominal Capacitance		Nominal Attenuation		
			Ft.	m	Lbs.	kg		Inch	mm		Inch	mm			pF/Ft.	pF/m	MHz	dB/100 Ft.	dB/100m

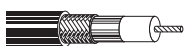
RG-8/U Type • 10 AWG Solid .108" Bare Copper Conductor • Duobond® II + Tinned Copper Braid Shield (90% Coverage)

Semi-solid Polyethylene Insulation • Black PVC Jacket																			
	Low Loss 80°C 9913	—	100	30.5	14.2	6.4	10 AWG	.286	7.26	Duobond II* + 90% TC Braid BC 1.8Ω/M' 5.9Ω/km	.405	10.29	50	84%	24.6	80.7	1	.3	1.0
			250	76.2	31.8	14.4	(solid)	10	.5								1.7		
			500	152.4	57.0	25.9	.108"	50	1.0								3.3		
			1000	304.8	116.0	52.6	BC	100	1.4								4.6		
							.9Ω/M'	200	1.8								6.0		
				3.0Ω/km	400	2.6	8.5												
					700	3.6	11.8												
					900	4.1	13.5												
					1000	4.4	14.4												
					4000	9.5	31.1												

Suitable for Outdoor and Aerial applications.


Plenum • Semi-solid FEP Insulation • Black Fluorocopolymer Jacket																			
	150°C 89913	NEC: CMP CEC: CMP FT6	500†	152.4	63.0	28.6	10 AWG	.295	7.49	Duobond II* + 90% TC Braid BC 1.8Ω/M' 5.9Ω/km	.364	9.25	50	83%	25.0	82.0	1	.1	.3
			1000†	304.8	128.0	58.2	(solid)	10	.4								1.3		
							.108"	50	1.0								3.3		
							BC	100	1.6								5.2		
							.9Ω/M'	200	2.3								7.5		
				3.0Ω/km	400	3.4	11.1												
					700	5.0	16.4												
					900	6.0	19.7												
					1000	6.9	22.6												
					4000	17.0	55.8												

RG-8/U Type • 10 AWG Stranded (7x19) .108" Bare Copper Conductor • Duobond II + Tinned Copper Braid Shield (95% Coverage)

Gas-injected Foam HDPE Insulation • Matte Black Belflex® Jacket																			
	Low Loss 80°C 9913F7	—	100	30.5	12.5	5.7	10 AWG	.285	7.24	Duobond II* + 95% TC Braid BC 1.8Ω/M' 5.9Ω/km	.405	10.29	52	85%	22.5	80.7	1	.4	1.3
			250	76.2	27.8	12.6	(7x19)	10	.6								2.0		
			500	152.4	52.5	23.8	.108"	50	1.1								3.6		
			1000	304.8	104.0	47.2	BC	100	1.5								4.9		
							1.1Ω/M'	200	2.0								6.6		
				3.7Ω/km	400	3.0	9.8												
					700	4.0	13.1												
					900	4.7	15.4												
					1000	5.0	16.4												
					4000	12.1	39.7												


Suitable for Outdoor and Aerial applications.

RG-8/U Type • 10 AWG Solid .103" Bare Copper Conductor • Duobond II + Tinned Copper Braid Shield (95% Coverage)

Gas-injected Foam HDPE Insulation • Black PVC Jacket																			
	Low Loss UL AWM Style 1354 (30V 80°C) 9914	NEC: CMG CEC: CMG FT4	500	152.4	56.0	25.4	10 AWG	.285	7.24	Duobond II* + 95% TC Braid BC 1.1Ω/M' 3.6Ω/km	.403	10.24	50	82%	24.8	81.4	1	.4	1.3
			1000	304.8	114.0	51.7	(solid)	10	.5								1.7		
							.103"	50	1.0								3.3		
							BC	100	1.4								4.6		
							1.8Ω/M'	200	1.8								6.0		
				3.9Ω/km	400	2.6	8.5												
					700	3.6	11.8												
					900	4.1	13.5												
					1000	4.4	14.4												
					4000	9.9	32.5												

Suitable for Outdoor and Aerial applications.

RG-8/U Type • 10 AWG Solid .108" Bare Copper Conductor • Duofoil® (100% Coverage) + Tinned Copper Braid Shield (90% Coverage)

Plenum • Foam FEP Insulation • Black Fluorocopolymer Jacket																			
	Low Loss 125°C 7733A	NEC: CMP CEC: CMP FT6	500	152.4	53.5	24.3	10 AWG	.280	7.11	Duofoil + 90% TC Braid BC 1.8Ω/M' 5.9Ω/km	.355	9.01	50	84%	24.2	79.4	1	.1	.3
			1000	304.8	105.0	47.7	(solid)	10	.4								1.3		
							.108"	50	1.1								3.6		
							BC	100	1.5								4.9		
							.9Ω/M'	200	2.1								6.9		
				3.0Ω/km	400	3.2	10.5												
					700	4.5	14.8												
					900	5.7	18.7												
					1000	5.9	19.4												
					4000	14.1	46.3												

Suitable for Outdoor and Aerial applications.

BC = Bare Copper • DCR = DC Resistance • FEP = Fluorinated Ethylene Propylene • HDPE = High-density Polyethylene • TC = Tinned Copper

Contact the Belden Customer Service Department for a Comprehensive Connector Cross Reference. **1-800-BELDEN-1**. Request quotations of RG/U cables not listed.

*Duobond II = Bonded Duofoil (100% coverage) + aluminum braid (67% coverage).

†Spools are one piece, but length may vary ±10% from length shown.

