


Individually Shielded

Audio, Control and Instrumentation Cables
Plenum-Rated and Non-Plenum

Description	Part No.	UL NEC/ C(UL) CEC Type	No. of Pairs	Color Code	Standard Lengths		Standard Unit Weight		Nom. DCR		Nominal OD		Nom. Imp. (Ω)	Nom. Vel. of Prop.	Nom. Capacitance			
					Ft.	m	Lbs.	kg	Cond.	Shield	Inch	mm			* pF/ Ft.	* pF/ m	** pF/ Ft.	** pF/ m

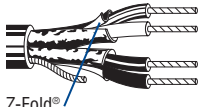
22 AWG Stranded (7x30) TC Conductors • Twisted Pairs • Individually Shielded w/Beldfoil® (100% Coverage) • 22 AWG Stranded TC Drain Wire

Semi-rigid PVC Insulation • Pale Fawn Beige PVC Jacket (Shielded Pairs Parallel under Jacket)

 <p>UL AWM Style 2464 (300V 80°C)</p> <p>Z-Fold®</p>	9406	NEC:	2	Black & White,	100	30.5	3.8	1.7	15.0Ω/M'	13.0Ω/M'	.173	4.39	50	60%	50	164	95	312
		CEC:			U-500	U-152.4	16.5	7.5	49.2Ω/km	42.7Ω/km	x	x						
		CMG FT4			500	152.4	17.0	7.7			.280	7.11						
					U-1000	U-304.8	32.0	14.5										
					1000	304.8	33.0	15.0										


22 AWG Stranded (7x30) TC Conductors • Twisted Pairs • Individually Shielded w/Beldfoil (100% Coverage) • 24 AWG Stranded TC Drain Wire

Polypropylene Insulation • Chrome PVC Jacket (Pairs Cabled on Common Axis to Reduce Diameter)


 <p>300V RMS 60°C</p> <p>Z-Fold®</p>	8723	NEC:	2	Red & Black,	100	30.5	2.3	1.0	15.0Ω/M'	16.6Ω/M'	.160	4.06	45	66%	35	115	62	203
		CEC:			U-500	U-152.4	10.5	4.8	49.2Ω/km	54.5Ω/km								
		CM			500	152.4	10.0	4.5										
					U-1000	U-304.8	20.0	9.1										
					1000	304.8	20.0	9.1										
					1640	499.9	32.8	14.9										
					U-2000	U-609.6	38.0	17.2										
					2000	609.6	40.0	18.2										
					3280	999.7	65.6	29.8										
					5000	1524.0	95.0	43.2										
	10000	3048.0	200.0	90.9														

For Plenum versions of 8723, see 88723, 87723 or 82723.


Polypropylene Insulation • Black Low-Smoke, Zero-Halogen Jacket (Pairs Cabled on Common Axis to Reduce Diameter)

 <p>300V RMS 60°C</p> <p>Z-Fold®</p>	8723SB	NEC:	2	Red & Black,	1000	304.8	26.0	11.8	14.7Ω/M'	15.0Ω/M'	.196	4.98	45	66%	35	115	62	203
		CEC:			U-1000	U-304.8	20.0	9.1	48.2Ω/km	49.2Ω/km								
		CMG-LS FT4			1000	304.8	20.0	9.1										
		Limited Smoke																


Plenum • FEP Insulation • Natural Flammarrest® Jacket (Pairs Cabled on Common Axis to Reduce Diameter)

 <p>300V RMS, Non-conduit</p> <p>Z-Fold®</p>	82723	NEC:	2	Red & Black,	U-500†	U-152.4	10.5	4.8	14.7Ω/M'	16.6Ω/M'	.153	3.89	36	62%	43	141	75	246
		CEC:			U-1000	U-304.8	20.0	9.1	48.2Ω/km	54.5Ω/km								
		CMP FT6			1000†	304.8	19.0	8.6										
					U-2000†	U-609.6	40.0	18.1										

Plenum • FEP Insulation • Red FEP Jacket (Pairs Cabled on Common Axis to Reduce Diameter)

 <p>300V RMS, Non-conduit</p> <p>Z-Fold®</p>	88723	NEC:	2	Red & Black,	100†	30.5	3.4	1.5	16.0Ω/M'	14.7Ω/M'	.148	3.76	40	69%	35	115	67	220
		CEC:			500†	152.4	11.0	5.0	52.5Ω/km	48.2Ω/km								
		CMP FT6			1000†	304.8	19.0	8.6										

Plenum • FEP Insulation • Red Fluorocopolymer Jacket (Pairs Cabled on Common Axis to Reduce Diameter)

 <p>300V RMS, Non-conduit</p> <p>Z-Fold®</p>	87723	NEC:	2	Red & Black,	500†	152.4	11.0	5.0	14.7Ω/M'	15.0Ω/M'	.148	3.76	40	69%	35	115	67	220
		CEC:			1000†	304.8	20.0	9.1	48.2Ω/km	49.2Ω/km								
		CMP FT6																

DCR = DC Resistance • FEP = Fluorinated Ethylene Propylene • TC = Tinned Copper

*Capacitance between conductors.

**Capacitance between one conductor and other conductors connected to shield.

† Spools and/or UnReel® cartons are one piece, but length may vary ±10% for spools and ±5% for UnReel from length show.

