

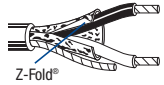
Overall Beldfoil® Shield

Audio, Control and Instrumentation Cables

De- scription	Part No.	UL NEC/ C(UL)CEC Type IEC	Standard Lengths		Standard Unit Weight		Conductor (Stranding) Diameter Nom. DCR	Nominal Insulation OD		Shielding Material Nom. DCR	Nominal OD		Nom. Imp. ()	Nom. Vel. of Prop.	Nominal Capacitance		Color Code
			ft.	m	lbs.	kg		inch	mm		inch	mm			pF/ft.	pF/m	

22 AWG • Solid 0.6 mm Tinned Copper • Twisted Pair • Overall Beldfoil® Shield • 22 AWG Tinned Copper Drain Wire

Polyethylene Insulation • Chrome PVC Jacket																				
300V 60°C	8761	NEC:	U-500	U-152	9.0	4.1	0.64 mm	0.057	1.46	Overall Beldfoil® + Drain Wire (22 AWG TC)	0.175	4.45	-	-	CDR/CDR	24	79	Black, Clear		
UL AWM Style 2092		CM:	500	152	9.0	4.1	22 AWG								CDR/SCR	47	154			
		CEC:	U-1000	U-305	17.0	7.7	Solid TC													
		CM:	1000	305	18.1	8.2														
			2000	610	35.9	16.3														
			5000	1524	90.2	40.9														
			† 10000	3048	170.4	77.3														

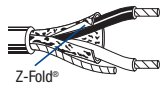


For Plenum versions of 8761, see 88761, 87761 or 82761.

1-Pair

20 AWG • Stranded (7x28) 1.0 mm Tinned Copper • Twisted Pair • Overall Beldfoil® Shield • 22 AWG Tinned Copper Drain Wire

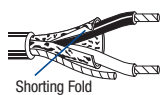
PVC Insulation • Beige PVC Jacket																				
300V 80°C	9154	NEC:	U-500	U-152	11.5	5.2	0.96 mm	0.066	1.68	Overall Beldfoil® + Drain Wire (22 AWG TC)	0.198	5.03	-	-	CDR/CDR	60	197	Black, Red		
UL AWM Style 2464		CMG:	500	152	12.1	5.5	20 AWG								CDR/SCR	100	328			
		CEC:	U-1000	U-305	22.0	10.0	(7x28) TC													
		CMG FT4:	1000	305	23.1	10.5														



1-Pair

20 AWG • Stranded (7x28) 1.0 mm Tinned Copper • Twisted Pair • Overall Beldfoil® Shield • 20 AWG Tinned Copper Drain Wire

Polyethylene Insulation • Chrome PVC Jacket																				
300V 60°C	8762	NEC:	100	31	3.3	1.5	0.96 mm	0.070	1.78	Overall Beldfoil® + Drain Wire (20 AWG TC)	0.204	5.18	-	-	CDR/CDR	27	89	Black, Clear		
UL AWM Style 2092		CM:	250	76	6.2	2.8	20 AWG								CDR/SCR	49	161			
		CEC:	U-500	U-152	12.1	5.5	(7x28) TC													
		CM:	500	152	12.1	5.5														
			U-1000	U-305	23.1	10.5														
			1000	305	23.1	10.5														
			2000	610	46.1	20.9														
			10000	3048	240.5	109.1														



1-Pair

Polyethylene Insulation • Chrome PVC Jacket																				
300V 60°C	9464	NEC:	U-500	U-152	17.0	7.7	0.96 mm	0.070	1.78	Overall Beldfoil® + Drain Wire (20 AWG TC)	0.214	5.44	-	-	CDR/CDR	27	89	Black, Clear		
UL AWM Style 2092		CM:	U-1000	U-305	32.0	14.5	20 AWG								CDR/SCR	49	161			
		CEC:					(7x28) TC													
		CM:																		

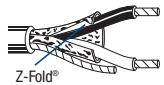


The jacket and shield are bonded so both can be removed with automatic stripping equipment. Drain wire is on the inside of foil shield.

1-Pair

18 AWG • Stranded (19x30) 1.2 mm Tinned Copper • Twisted Pair • Overall Beldfoil® Shield • 20 AWG Tinned Copper Drain Wire

Plenum • FEP Insulation • Natural Flamarest® Jacket																				
300V RMS	82760	NEC:	†† U-500	U-152	11.9	5.4	1.24 mm	0.063	1.60	Overall Beldfoil® + Drain Wire (20 AWG TC)	0.150	3.81	-	-	CDR/CDR	51	167	Black, Red		
		CMP:	†† U-1000	U-305	22.0	10.0	18 AWG								CDR/SCR	97	318			
		CEC:	†† 1000	305	20.9	9.5	(19x30) TC													
		CMP FT6:																		



1-Pair

TC = Tinned Copper • DCR = DC resistance • SCR = Capacitance between one conductor and other conductors connected to shield. • CDR = Capacitance between conductors
 † Length may vary -10% to +20% and may contain 2 pieces. Minimum length of any piece is 460 m (1500 ft).
 †† Spools and/or UnReel® cartons are one piece, but length may vary ± 10% for spools and ± 5% for UnReel® from length shown.