

# Overall Beldfoil® Shield


## Audio, Control and Instrumentation Cables

### Plenum-Rated and Non-Plenum

Description	Part No.	UL NEC/ C(UL) CEC Type	No. of Cond.	Color Code	Standard Lengths		Standard Unit Weight		Insulation Thickness		Jacket Thickness		Nominal OD		Nominal Capacitance			
					Ft.	m	Lbs.	kg	Inch	mm	Inch	mm	Inch	mm	* pF/ Ft.	* pF/ m	** pF/ Ft.	** pF/ m

**18 AWG** Stranded (16x30) TC Conductors • Conductors Cabled • Overall Beldfoil Shield (100% Coverage) • 20 AWG Stranded TC Drain Wire


**Polyethylene Insulation • Chrome PVC Jacket**

 <p>Shorting Fold</p>	<b>8770</b>	UL AWM Style 2093 (300V 60°C)	NEC: 3	Black,	U-500	U-152.4	20.0	9.1	.018	.46	.033	.84	.246	6.25	24	79	48	157	
		CM	Red,	500	152.4	20.5	9.3												
		CEC:	Clear	U-1000	U-304.8	38.0	17.2												
		CM		1000	304.8	40.0	18.2												
					10000††	3048.0	430.0	195.5											

For Plenum version of 8770, see 8770.


**18 AWG** Stranded (19x30) TC Conductors • Conductors Cabled • Overall Beldfoil Shield (100% Coverage) • 20 AWG Stranded TC Drain Wire

**Semi-rigid PVC Insulation • Chrome PVC Jacket**


 <p>Z-Fold®</p>	<b>9418</b>	UL AWM Style 2464 (300V 80°C)	NEC: 4	Red,	100	30.5	5.6	2.6	.010	.25	.035	.89	.245	6.22	70	230	120	394	
		CMG	Green,	U-500	U-152.4	18.0	8.2												
		CEC:	Black,	500	152.4	24.5	11.1												
		CMG FT4	White	U-1000	U-304.8	35.0	16.0												
					1000	304.8	52.0	23.7											
					10000††	3048.0	510.0	231.3											

For Plenum versions of 9418, see 89418 or 82418.

**Plenum • FEP Insulation • Red FEP Jacket**


	<b>88770</b>	(-70°C to +200°C)	NEC: 3	Black,	500	152.4	16.0	7.3	.007	.18	.014	.36	.161	4.09	54	177	96	315
		CMP	White,	1000	304.8	32.0	14.6											
		CEC:	Red															
		CMP FT6																

Suitable for Outdoor and Direct Burial applications. Chemical Resistance: Gasoline and Oil.

	<b>89418</b>	(-70°C to +200°C)	NEC: 4	Black,	100	30.5	5.5	2.5	.007	.18	.014	.36	.177	4.50	30	98	57	187
		CMP	White,	500†	152.4	18.0	8.2											
		CEC:	Red,	1000†	304.8	36.0	16.4											
		CMP FT6	Green															


Suitable for Outdoor and Direct Burial applications. Chemical Resistance: Gasoline and Oil.

**Plenum • FEP Insulation • Natural Flammarrest® Jacket**

	<b>82418</b>	(-70°C to +200°C)	NEC: 4	Black,	U-1000▲	U-304.8	36.0	16.4	.007	.18	.014	.36	.176	4.47	30	98	63	207
		CMP	White,	1000†	304.8	38.0	17.2											
		CEC:	Red,															
		CMP FT6	Green															

**16 AWG** Stranded (19x29) TC Conductors • Conductors Cabled • Overall Beldfoil Shield (100% Coverage) • 18 AWG Stranded TC Drain Wire

**Polyethylene Insulation • Chrome PVC Jacket**

 <p>Z-Fold®</p>	<b>8618</b>	UL AWM Style 2107 (300V 60°C)	NEC: 3	Black,	U-500	U-152.4	31.0	14.1	.031	.79	.031	.79	.327	8.3	26	85	50	164
		CL3	Red,	500	152.4	32.5	14.8											
			Clear	1000	304.8	66.0	30.1											

TC = Tinned Copper

\* Capacitance between conductors.

\*\* Capacitance between one conductor and other conductors connected to shield.

† Spools and/or UnReel® cartons are one piece, but length may vary ±10% for spools and ±5% for UnReel from length shown.

†† Final put-up may vary -10% to +20%. May contain 2 pieces. Min. length 1500 ft.

▲ Final put-up may vary 0 to -10%.