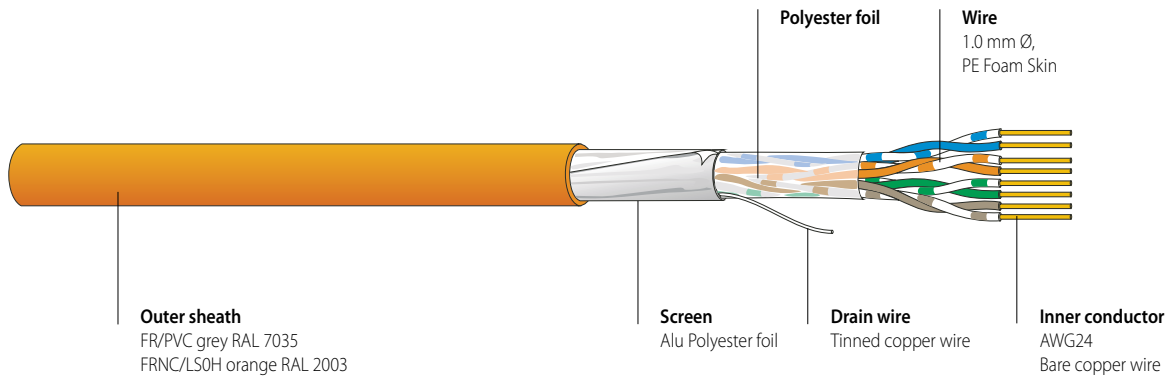



COPPER DATA CABLES, SHIELDED

Data cable F/UTP Cat.5e AWG24
CU 5002 4P



PRODUCT INFORMATION



FEATURES

Electrically and mechanically high-quality Cat 5e data cable - fulfils the requirements of ISO/IEC 11801, IEC 61156-5, EN 50173-1 and EN 50288-2-1. Excellent shielding effect due to overall screen foils. Compatible with all current connecting hardware in accordance with EN 50173 and ISO/IEC 11801.

APPLICATIONS

Data cable for structured premises cabling. For the transmission of digital and analogue voice, video and data signals. Suitable for all ICT network applications up to class D applications (100 MHz) in accordance with EN 50173-1 and ISO/IEC 11801. Applicable for Power over Ethernet (PoE) / PoE+.

VERSIONS

Article No.	Dimension	Sheath	Sheath Ø	Weight	Cu weight	Fire load		PU
	n x n x mm (AWG)					kWh/m	MJ/m	
181114	4 x 2 x 0.54 (AWG24)	FR/PVC ¹⁾	6.0	40.0	19.5	0.16	0.56	1000 m drum
181113	4 x 2 x 0.54 (AWG24)	FRNC/LS0H ²⁾	6.0	40.8	19.5	0.14	0.51	1000 m drum

¹⁾ FR/PVC = Flame Retardant / Polyvinyl Chloride

²⁾ FRNC/LS0H = Flame Retardant Non Corrosive / Low Smoke Zero Halogen

Copper

Fibre Optics

Cabinets & Racks

Data Centre

Wireless

Multimedia

General Information

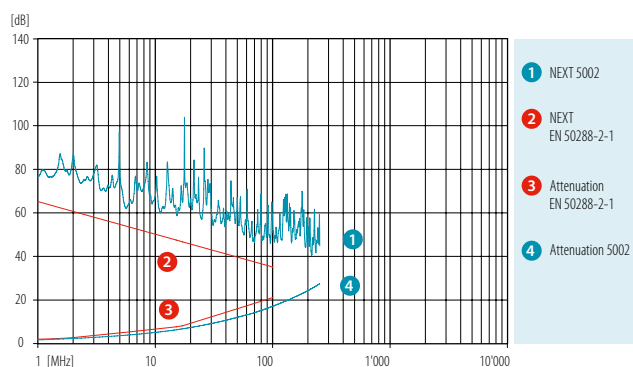
CU 5002 4P 0312/e

ELECTRICAL CHARACTERISTICS

CATEGORY	5e				
Frequency [MHz]	1	4	10	100	250
Attenuation [dB/100m]	1.9	3.6	5.6	18.2	29
NEXT [dB]	75	70	65	44	40
PS NEXT [dB]	72	67	62	41	37
ACR-N [dB]	73	66	59	26	11
PS-ACR-N [dB]	70	63	56	23	8
ACR-F [dB]	84	69	63	41	31
PS-ACR-F [dB]	81	66	60	38	28
Return loss [dB]	27	31	31	28	24

These performance data are typical measured values.

Loop resistance at 20° C: 155 Ω/km
 Mutual capacitance: 43 pF/m
 Impedance at 100 MHz: 100 Ω ±5 Ω
 Transfer impedance at 1/10/30 MHz: < 45/90/190 mΩ/m
 Near end unbalance att. LCL : > 40 dB
 Delay Skew: 8 ns/100 m
 NVP: 76 %



MECHANICAL CHARACTERISTICS

Bending radius (flat side) during draw-in: ≥ 48 mm
 permanently installed: ≥ 24 mm

Tensile strength: ≤ 91 N
 Crush resistance: ≥ 1000 N/10 cm
 Impact: ≥ 10 impacts

Temperature range during installation: 0° C to + 50° C
 in operation: -20° C to + 60° C

GENERAL CHARACTERISTICS

Wire colour code white - blue/blue
 white - orange/orange
 white - green/green
 white - brown/brown (ring marked)
 in accordance with IEC 60189 and IEC 60708

Imprint DATWYLER «cable type» «additional text» «batch number» «meter marks»

Zero halogen
 non corrosive gases
 Flame propagation
 Smoke density
 Power over Ethernet
 EMC
 Cat./Class

IEC 60754-1/-2, EN 50267-2-1/-2-2
 (VDE 0482-267-2-1/-2-2) - applies to FRNC/LS0H
 IEC 60332-1-2, EN 60332-1-2 (VDE 0482-332-1-2)
 IEC 61034-1/-2, EN 61034-1/-2
 (VDE 0482-1034-1/-2) - applies to FRNC/LS0H
 IEEE 802.3af
 shielded
 better than Cat.5e / Class D