



Saves Your Energy

Enclosure Catalogue

Ensto Cubo



Customer-specific enclosing solutions
for demanding environments

Ensto at your service

We are a specialist in the field of enclosures and customer-specific enclosing solutions. Our standard product range includes thermo-plastic, polyester, sheet steel and aluminium enclosures and the related accessories suitable for demanding environments. These are supported by a broad selection of terminals and load break switches used by global, leading manufacturers.

Our service offering includes the customisation of standard enclosures as well as the creation of tailor-made new enclosing solutions based on the customers' product projects. We also offer assembly services as well as the sourcing of third party components.

We are a reliable and flexible partner with experienced personnel. Our strengths include good knowledge of various materials and an innovative design department.

Certificates and standards

We have modern production facilities. Our factories have received the following certificates

- ISO 9001:2008 Quality System Certificate
- ISO 14001:2004 Environmental Management System Certificate.

We are proud of our products, which we develop and test to suit a wide range of applications in which enclosures must endure the most extreme conditions.

Ensto Cubo enclosures are certified in accordance with EN 62208. Most of our polycarbonate enclosures are also UL and cUL listed. Our products meet all of the essential requirements for each relevant European Directive. Ensto Cubo X enclosures for hazardous areas have ATEX and IECex certificates.

Production quality assessment for equipment and protective systems intended for use in potentially explosive atmospheres, Directive 94/9/EC, VTT 07 ATEX Q 002.

Further information

Read more at our web pages www.ensto.com or contact our sales personnel.

Visit our internet pages at www.ensto.com

On these pages you will find, for instance:






- Latest product news
- Product cards including
 - Technical product data
 - Technical drawings in pdf, dwg, dxf format and 3D models (stp) of our products
 - Printable product photos
- Customer references
- Catalogues and leaflets
- Distributor information
- Contact information for our sales personnel.




Contents

Ensto at your service	2
Choosing an enclosure.....	4
Degree of protection.....	8
Technical information	9
Ensto Cubo enclosures in more detail	10
Customer-specific enclosing solutions.....	12




Thermoplastic enclosures

 Ensto Cubo S enclosures, IP 66/67 Sizes 75 x 125 x 35 to 175 x 250 x 150 mm with plain sides, or with metric/Pg knockouts	15
 Ensto Cubo D enclosures, IP 66/67 Sizes 53 x 55 x 36 to 230 x 300 x 111 mm with plain sides	27
 Ensto Cubo O enclosures, IP 66/67 Sizes 200 x 200 x 132 to 400 x 600 x 187 mm with plain sides, or with metric knockouts	34
 Ensto Cubo C enclosures, IP 66/67 Sizes 200 x 200 x 132 to 400 x 600 x 187 mm with flange knockouts	40
 Ensto Cubo W wall cabinets, IP 66/67 Sizes 200 x 200 x 132 to 400 x 600 x 187 mm with plain sides, and pre-assembled hinges and quick release latches	45
Accessories for Ensto Cubo O, C and W enclosures.....	50
 Ensto Cubo P panel building system, IP 65 Base sizes 300 x 300 x 102 to 400 x 600 x 102 mm with four totally open sides.....	59
 Ensto Cubo G junction boxes, IP 66 Size 93 x 93 x 50 mm with metric knockouts.....	65
 Ensto Cubo R modular enclosures, IP 65 Sizes 75 x 125 x 100 to 300 x 600 x 136 mm with plain sides, or with Pg/metric/flange knockouts, and with hinged window	67
UL-listed thermoplastic enclosures	71

Polyester enclosures

 Ensto Cubo M enclosures, IP 66 Sizes 75 x 80 x 55 to 400 x 405 x 120 mm with plain sides	79
 Ensto Cubo N wall cabinets IP 66 Sizes 250 x 300 x 140 to 600 x 800 x 300 mm with plain sides	84
UL-listed polyester enclosures	88

Sheet steel enclosures

 Ensto Cubo E wall cabinets, IP 66 Sizes 200 x 300 x 150 to 1000 x 1200 x 300 mm with plain sides or with flange openings.....	90
 Ensto Cubo EO wall cabinets, IP 66 Sizes 190 x 240 x 138 to 480 x 960 x 248 mm with flange knockouts	101
 Ensto Cubo F terminal enclosures, IP 66 Sizes 150 x 150 x 80 to 800 x 400 x 120 mm with plain sides or with flange openings, some models with polycarbonate window	108

Explosion protection

 Ensto Cubo X enclosures, IP 66/67  Sizes 150 x 150 x 90 to 800 x 500 x 200 mm with plain sides or with flange openings	119
---	-----

Aluminium enclosures

 Ensto Cubo H enclosures, IP 66 Sizes 50 x 45 x 30 to 310 x 601 x 180 mm with plain sides	125
--	-----

Common accessories for enclosures	133
--	------------

Index	144
-------------	-----

Choosing an enclosure

When choosing a protective enclosure, it is necessary that you understand the operating principles of the equipment that will be installed in the enclosure, as well as the conditions in which the equipment will operate. With this information, the accurate identification of the required enclosure parameters is possible. Parameters to be considered include:

- material
- dimensions
- degree of protection
- flammability
- certificates
- special environments.

Material



Our Ensto Cubo range includes enclosures made of thermoplastics (ABS and polycarbonate), polyester, sheet steel (polyester painted mild steel and stainless steel, AISI 304 or AISI 316) and aluminium. We use high quality materials provided to us by the world's leading suppliers. The right

material ensures the safety of the installed equipment and its users and eliminates the risk of unnecessary additional costs due to emergency breakdowns. The maintenance needs of an enclosure depend on the materials used.

Thermoplastics



Ensto Cubo thermoplastic enclosures are manufactured in high quality halogen free and recyclable polycarbonate or ABS plastics. Although plastic is much lighter than steel, its impact resistance is very high. In addition, any dents or bumps are not as noticeable on plastic as they would be on steel. For the maintenance of these enclosures, cleaning with a mild detergent is recommended.

high and it is also available in transparent form. It has excellent fire resistance and is easily machined using standard tools.

ABS (acrylonitrile butadiene styrene)

ABS is a more cost-effective material than polycarbonate and has good resistance to certain chemicals, e.g. strong detergents used in dairies. However, many of the qualities of ABS are not as good as those of polycarbonate. The material is suitable for indoor use only, since its resistance to UV radiation is low. The temperature resistance of ABS ranges from -40°C to +60°C. ABS is not available in clear form for which reason transparent covers and windows on enclosures are always made of polycarbonate. Enclosures manufactured from this material are only available with plain sides.

Polycarbonate

Polycarbonate is suitable for demanding conditions and also for outdoor use. The temperature resistance of polycarbonate ranges from -50°C to +120°C. For enclosure production, we use only halogen free UL-listed polycarbonate raw materials, which bear the so-called Yellow Card. Polycarbonate is light, its impact resistance is very

Polyester



The temperature resistance of glass reinforced polyester is superb. It has a high corrosion resistance and is very resistant to solvents. It is therefore suitable for highly demanding industrial environments such as oil refineries and the petrochemical and chemical industries. Polyester is more ex-

pensive than polycarbonate and ABS. When working on a polyester enclosure, it is important that you use a dust respirator filter. Since enclosures made of this material are difficult to machine, we recommend that you to let us customise them for you.

Sheet steel



Steel is a cost-effective material that has a high impact resistance and a high degree of protection. Steel enclosures can easily be made to customer-specific dimensions. The material thickness of our standard enclosures varies between 1.25 and 1.5 mm.

Stainless steel, AISI 304

Stainless steel, AISI 304, is suitable for outdoor use (the use of a rain shelter is recommended) since it has excellent corrosion resistance and resistance to UV radiation. This material is suitable for demanding industrial environments - for example, in the food industry. Additionally, stainless steel is very practical as it needs scarcely any maintenance. Customising is, however, more difficult than with painted steel. The surface roughness of our enclosures made of stainless steel, AISI 304, is Ra 0.45...0.60 µm.

Stainless steel, AISI 316

Stainless steel, AISI 316, is used for environments requiring extreme resistance to corrosion, or those where ordinary stainless

steel is not recommended: for example, in the offshore industry. It is a specially manufactured material and, as such, is more expensive than AISI 304. The surface roughness of our enclosures made of this material is Ra 0.45...0.60 µm. These enclosures are available on request only.

Polyester painted mild steel

The standard colour of our polyester painted mild steel enclosures is grey, RAL 7035. The layer thickness is 80 – 120 µ, and it does not contain TGIC (triglycidyl isocyanurate). Polyester painted Ensto Cubo enclosures undergo the following processes:

- pretreatment
- rinsing
- drying
- polyester-powder painting
- oven drying.

Since any customer-specific cutouts are performed before surface treatment and painting, corrosion resistance remains high, even in the cutout areas.

Aluminium



The relative weight of aluminium is only about a quarter of that of steel. Aluminium is, however, more expensive than steel. It has high impact resistance, a wide temperature resistance range and excellent

corrosion resistance. The disadvantages of aluminium include machining problems. Since enclosures made of this material are difficult to machine, we recommend that you to let us customise them for you.

Material comparison

	Polycarbonate	ABS	GRP	Aluminium	Stainless steel, AISI 304	Stainless steel, AISI 316	Painted mild steel
Outdoor use	****	*	*****	****	*****	*****	****
Indoor use	*****	*****	*****	*****	*****	*****	*****
Cost	***	*****	**	**	*	*	**
Light weight	*****	*****	***	**	**	*	*
High rigidity	***	**	****	****	*****	*****	*****
Impact resistance	***	**	****	****	*****	*****	*****
UV radiation resistance	***	*	****	****	*****	*****	*****
Temperature resistance range	***	**	****	****	*****	*****	*****
Easiness to machine	*****	*****	*	*	*	*	**
Electrical Insulation properties	*****	*****	***	N/A	N/A	N/A	N/A
Fire resistance	***	*	**	****	*****	*****	*****
Resistance against solvents	*	*	*****	*****	*****	*****	*
Resistance against petrol	**	*	*****	*****	*****	*****	**
Resistance against hydraulic oil	*****	*****	*****	*****	*****	*****	*****
Resistance against alcohols	***	***	****	****	*****	*****	**
Resistance against alkalis	**	*****	****	*	*****	*****	*
Resistance against acids	***	**	***	*	*****	*****	*

ABS = acrylonitrile butadiene styrene
GRP = glass reinforced polyester

Excellent *****
Good *** and ****
Fair **
Poor *
N/A No information available

Dimensions



The size of the enclosure is determined by the minimum and/or maximum dimensions of the application. When selecting the size, please consider whether further components are likely to be added at a later stage and, if so, whether the dimensions of the enclosure will still be adequate.

We have a wide range of sizes available for our standard enclosures. In addition to these, we can create solutions with customer-specific sizes. The manufacture of steel enclosures with customer-specific dimensions is cost efficient, even in small quantities.

Degrees of protection provided by enclosures



Provided by enclosures, the degree of protection is an important factor. The degree of protection is defined purely for the enclosure and should be maintained during the installation work, meaning that, for instance the IP class of the cable glands used for cable entries should be higher or the same as that of the enclosure.

IP code (European standard EN 60529)

The IP code consists of the letters IP followed by two digits and an optional letter. The first digit of the code classifies the degrees of protection provided against the intrusion of solid objects and dust. In turn, the second digit, stands for protection against liquids. The optional letter can be appended to classify only the level of protection against access to hazardous parts by people.

All Ensto Cubo enclosures are designed for use in demanding environments. Their IP code ranges between IP 55 and IP 66/67. We have also made customer-specific solutions with an IP 69K rating that covers high-

pressure, high-temperature wash-down applications. These applications are dust tight and able to withstand high-pressure and steam cleaning.

IK code (European standard EN 62262)


IK code is an international numerical classification for the degree of protection provided by enclosures for electrical equipment against external mechanical impact. The IK code for our thermoplastic and steel enclosures ranges between IK 08 and IK 06.

Further information is available on page 8.

Environmental type classification UL 50 E

Our enclosures are tested according to American environmental type classification by the UL. Environmental type classification is also known as NEMA classification. Further information can be found at UL web pages at www.ul.com.

Flammability



Flammability is defined as how easily something will burn or ignite, causing fire or combustion. The flammability requirements of an enclosure depend on the application for which it is used. Flammability class refers to the classification of the ignition and burning resistance characteristics of materials other than metal or ceramic. Our enclosures have been tested in terms of flammability by Underwriters Laboratories.

Most of our polycarbonate enclosures have been tested according to UL 746C and pass the demanding 5 inch flame test.

The flammability rating of our ABS enclosure raw material is UL 94 HB.

Further information is available in the table on page 9.

Certificates

Ensto Cubo enclosures are certified in accordance with EN 62208 (SGS Fimko). Most of our polycarbonate enclosures are also UL and cUL listed (Underwriters Laboratories, File # E 189312). For sales in Russia, enclosures require GOST R approval. Many of our

enclosures also have a Germanischer Lloyd certificate for marine applications.

See the table below for further details. More detailed information on the certificates for Ensto Cubo X enclosures for hazardous areas can be found from page 118.

Ensto Cubo series	S		D		O		C	W	P	G	R		M	N	E	EO	F	X	H
Material	PC	ABS	PC	ABS	PC	ABS	PC	PC	PC	PC	PC	ABS	GRP	GRP	SS, PPMS	PPMS	SS, PPMS	SS, PPMS	AL
SGS Fimko EN 62208	X	X	X	X	X	X	X	X	X		X	X			X	X	X		
SGS Fimko EN 60439									X										
UL	X		X		X		X	X											
cUL	X		X		X		X	X											
GOST R	X	X	X	X	X	X	X	X	X		X	X			X		X		
Germanischer Lloyd	X		X		X		X								X		X		
DNV 11 ATEX 98909U																			X
IECEX DNV 11.0005U																			X
POCC FI.ГБ05.В03815																			X
ROSTECHNADZOR (RTN) PERMIT																			X
CNEx12. 1219U																			X

Material:

PC = polycarbonate
 ABS = acrylonitrile butadiene styrene
 GRP = glass reinforced polyester
 AL = aluminium
 SS = stainless steel, AISI 304
 PPMS = polyester painted mild steel

Certificates:

UL = Underwriters Laboratories, File # E 189312 (USA)
 cUL = Underwriters Laboratories, File # E 189312 (Canada)
 GOST R = Russia, General Certificate
 Germanischer Lloyd = Germany, Category 'A' Shipping Register

Special environments



We also offer customer-specific enclosing solutions suitable for explosive atmospheres, following the ATEX directives of the EU.

In addition, our plastic enclosures can be EMC (electromagnetic compatibility) coated with a special alloy, which increases the

level of protection against interference. The EMC coated enclosures also prevent the external equipment from electromagnetic disturbances caused by equipment inside the enclosure. Both plastic and metal enclosures need to be equipped with a conductive gasket.


Degree of protection

IP code, EN 60529

1st numeral: Protection against intrusion



2nd numeral: Protection against liquids



1st numeral		2nd numeral	
0	No protection	0	No protection
1	Protection against objects ≥ 50 mm	1	Protection against vertically falling water drops
2	Protection against objects ≥ 12.5 mm	2	Protection against rain drops falling at max. 15° angle
3	Protection against objects ≥ 2.5 mm	3	Protection against rain drops falling at max. 60° angle
4	Protection against solid objects ≥ 1 mm	4	Protection against rain drops falling from all directions
5	Protection against dust, limited intrusion acceptable in all directions	5	Protection against low pressure sprue water from all directions*
6	Total protection against dust	6	Protection against jet water under pressure*
		7	Protection against water intrusion under submersion at 15 cm to 1 m depth, 0.5 hour
		8	Protection against water intrusion under long term submersion under pressure

*Minor intrusion acceptable

IK code, EN 62262

Protection against external mechanical impact



IK code	Impact energy (joule)
01-05	<1
06	1
07	2
08	5
09	10
10	20

Technical information

Enclosure series	Cubo S		Cubo D		Cubo O		Cubo C
Material	PC	ABS	PC	ABS	PC	ABS	PC
Knockout alternatives	Plain sides, metric and Pg knockouts	Plain sides	Plain sides	Plain sides	Plain sides, metric knockouts	Plain sides	Flange knockouts
Minimum size (mm)	75 x 125 x 35		53 x 55 x 36		200 x 200 x 132		200 x 200 x 132
Maximum size (mm)	175 x 250 x 150		230 x 300 x 111		400 x 600 x 187		400 x 600 x 187
Degree of protection	IP 66, IP 67	IP 66, IP 67	IP 66, IP 67	IP 66, IP 67	IP 66, IP 67	IP 66, IP 67	IP 66, IP 67
Impact resistance	IK 08 (-25 °C...+35 °C)	IK 07 (+35 °C)/IK 06 (-25 °C)	IK 08 (-25 °C...+35 °C)	IK 07 (+35 °C)/IK 06 (-25 °C)	IK 08 (-25 °C...+35 °C)	IK 08 (+35 °C)/IK 07 (-25 °C)	IK 08 (-25 °C...+35 °C)
Environmental type (UL)	4, 4X, 6, 12, 13	N/A	4, 4X, 6, 12, 13	N/A	4, 4X, 12, 13	N/A	4, 4X, 12, 13
Continuous operating temperature	-40 °C... +80 °C	-40 °C... +60 °C	-40 °C... +80 °C	-40 °C... +60 °C	-40 °C... +80 °C	-40 °C... +60 °C	-40 °C... +80 °C
Flammability	UL 746C 5V	UL 94 HB	UL 746C 5V	UL 94 HB	UL 746C 5V	UL 94 HB	UL 746C 5V

Enclosure series	Cubo W	Cubo P	Cubo G	Cubo R		Cubo M	Cubo N
Material	PC	PC	PC	PC	ABS	GRP	GRP
Knockout alternatives	Plain sides	Totally open sides	Metric knockouts	Plain sides, Pg, metric, and flange knockouts	Plain sides	Plain sides	Plain sides
Minimum size (mm)	200 x 200 x 132	300 x 300 x 102	93 x 93 x 50	75 x 125 x 100		75 x 80 x 55	250 x 300 x 140
Maximum size (mm)	400 x 600 x 187	400 x 600 x 102	93 x 93 x 50	300 x 600 x 136		400 x 405 x 120	600 x 800 x 300
Degree of protection	IP 66, IP 67	IP 65	IP 66	IP 65	IP 65	IP 66	IP 66
Impact resistance	IK 08 (-25 °C...+35 °C)	IK 08 (-25 °C...+35 °C)	IK 08 (-25 °C...+35 °C)	IK 08 (-25 °C...+35 °C)	IK 08 (+35 °C)/IK 07 (-25 °C)	7 Nm	IK 10 ²
Environmental type (UL)	4, 4X, 12, 13	N/A	N/A	N/A	N/A	N/A	N/A
Continuous operating temperature	-40 °C... +80 °C	N/A	-50 °C... +120 °C	-40 °C... +80 °C	-40 °C... +60 °C	-40 °C... +110 °C	N/A
Flammability	UL 746C 5V	N/A	UL 94 5VA	UL 94 V0/V2	UL 94 HB	N/A	UL 746C 5V

Enclosure series	Cubo E		Cubo EO	Cubo F		Cubo X	Cubo H
Material	SS	PPMS	PPMS	SS	PPMS	PPMS, AISI316	AL
Knockout alternatives	Plain sides	Flange openings	Flange knockouts	Plain sides	Plain sides, flange openings	Plain sides, flange openings	Plain sides
Minimum size (mm)	200 x 300 x 150		190 x 240 x 138	150 x 150 x 80		150 x 150 x 90 ³	50 x 45 x 30
Maximum size (mm)	1000 x 1200 x 300		480 x 960 x 248	800 x 400 x 120		500 x 800 x 200 ³	310 x 601 x 180
Degree of protection	IP 66 ¹⁾	IP 66 ¹⁾	IP 66	IP 66	IP 66	IP 66	IP 66
Impact resistance	IK 09 (-25 °C...+35 °C)	IK 09 (-25 °C...+35 °C)	IK 09 (-25 °C...+35 °C)	IK 09 (-25 °C...+35 °C)	IK 09 ^{1,2)} (-25 °C...+35 °C)	IK 09	7 Nm
Environmental type (UL)	N/A	N/A	N/A	N/A	N/A	N/A	N/A
Continuous operating temperature	N/A	N/A	N/A	N/A	N/A	N/A	-40 °C... +110 °C
Flammability	N/A	N/A	N/A	N/A	N/A	N/A	N/A

Material:

PC = polycarbonate

ABS = acrylonitrile butadiene styrene

GRP = glass reinforced polyester

AL = aluminium

SS = stainless steel, AISI 304

PPMS = polyester painted mild steel

N/A = No information available

¹⁾ Models with two doors IP 55

²⁾ Models with polycarbonate window IK 07 (-5 °C...+80 °C)

³⁾ For standard sizes. Cubo X series has scalable dimension

- Width (from 150 to 1 000 mm) : W
- Height (from 150 to 1 500 mm) : H
- Depth (from 90 to 400 mm) : D

Ensto Cubo enclosures in more detail

Cover



The enclosure cover can be transparent so that the status of the equipment inside is easy to monitor. In thermoplastic enclosures, the whole cover is either grey or transparent. Grey covers are available both in ABS and polycarbonate. Transparent covers are available only in polycarbonate.

Ensto Cubo F terminal enclosures made of steel can be equipped with a polycarbonate window. Modular enclosures come with a hinged window available either in smoke-grey or transparent.

Enclosure walls



The material thickness of our thermoplastic enclosures is greater than that of similar products in the market. This helps in the machining of threads. In addition, the usage of e.g. push buttons on the cover is safer since the material is more rigid.

The bases of polycarbonate enclosures with knockouts have been reinforced with

fibreglass in order to add rigidity to the enclosure walls and to make it easier to knock out the cable entries.

We have a modular tooling structure, enabling cost efficient mold modifications. This is especially efficient when making customer specific holes and cutouts in a large series of enclosures.

Gasket




We use injected, jointless PUR (polyurethane) gaskets in our thermoplastic and steel enclosures to ensure a high protection class. The standard gasket material of our aluminum and polyester enclosures is neoprene. Some enclosures are available with a silicone gasket, on request.

The temperature resistance of various gasket materials is as follows:

- Polyurethane -40 - +80 °C
- Neoprene -40 - +100 °C
- Silicone -50 - +150 °C

Mounting plates



Our mounting plates are made of galvanized steel as standard. The material thickness of the plates varies between 1.5 - 3.0 mm, depending on the size of the plate.

On request, the mounting plates are also available in customer-specific materials such as stainless steel or a non-conductive

material. We customise mounting plates according to the customer's configurations, e.g. with threaded holes and cutouts.

Mounting plates are included as standard in our Ensto Cubo E and EO wall cabinets made of sheet steel.

Hinges



Our range of standard Ensto Cubo enclosures includes hinged wall cabinets in thermoplastic and sheet steel. The position of the hinges can easily be changed from one side to the other in the case of Ensto Cubo E wall cabinets, even as the final operation at the installation site.

All of our enclosures can be hinged on request. Hinges can be found among our accessories.

Our offering also includes hinged cover screws (OLSH1 and OLWH1) available for Ensto Cubo O and C enclosures and the Ensto Cubo P panel building system.

Locking and sealing



All of our enclosures can be locked or sealed if necessary. The Ensto Cubo E and EO wall cabinets made of sheet steel contain locks as standard. Our range of accessories includes different lock options. Ensto Cubo W thermoplastic wall cabinets can be

locked with a padlock, without any other accessories.

The covers and the cover screws of Ensto Cubo S, C, O, W thermoplastic enclosures are equipped with sealing holes, through which the enclosures can easily be sealed.

Cover screws



Thermoplastic enclosures have several cover screw options. These can be seen among our list of accessories. The enclosures are equipped with slotted/cross head screws as standard. Ensto Cubo D, H and M enclosures come with metallic cover screws.

Hinged cover screws are available for

the Ensto Cubo O and C thermoplastic enclosures and Ensto Cubo P panel building system. Thanks to these innovative screws, the cover can easily be opened, even if it is in the middle of a panel, and the cover no longer hangs by the conductors.

Content of the product packages

Ensto Cubo series	S	D	O	C	W	P	G	M	N	E	EO	F	X	H
Enclosure base	X	X	X	X	X	X	X	X	X	X	X	X	X	X
Cover/door	X	X	X	X	X		X	X	X	X	X	X	X	X
Cover screws	X	X	X	X	X		X	X				X	X****	X
Cover plugs		X ¹										X ²		
Mounting screws	X	X	X	X	X			X			X	X		X
Mounting plate with required nuts										X	X			
Cover plate(s) for flange opening(s), bolts and nuts										X**		X**	X**	
Extension frame + screws			X*	X*	X*									
Accessories for earth connection										X	X	X		
Lock and a key										X	X	X***	X****	

¹ Cover plugs for cover screws

² Cover plugs for mounting holes (and hinge holes)

* 187 mm deep standard enclosures

** Models with flange openings only

*** Quarter-turn slotted lock, no key

**** Depends on the closer version

Customer-specific enclosing solutions

We are experts in providing customer-specific enclosing solutions for demanding environments. Our strategic solutions offering can be divided into customised enclosing solutions based on standard products and

totally tailor-made enclosing solutions based on the customer's product projects.

Customised enclosing solutions	Tailor-made enclosing solutions	Integration services
 <ul style="list-style-type: none"> • Machining such as cutting, drilling and threading according to customer's drawings 	 <ul style="list-style-type: none"> • Feasibility studies 	 <ul style="list-style-type: none"> • Mechanical assembly
 <ul style="list-style-type: none"> • Silk screen printing 	 <ul style="list-style-type: none"> • 3D modelling, prototyping & technical documentation 	 <ul style="list-style-type: none"> • Electromechanical assembly
 <ul style="list-style-type: none"> • Colour service 	 <ul style="list-style-type: none"> • Mould sourcing & maintenance 	 <ul style="list-style-type: none"> • Hardware and software integrations
 <ul style="list-style-type: none"> • Mechanical assembly 	 <ul style="list-style-type: none"> • Manufacturing of customer-specific special tools 	 <ul style="list-style-type: none"> • Testing including e.g. environmental and functionality testing
 <ul style="list-style-type: none"> • Customer-specific sizes 	 <ul style="list-style-type: none"> • Sub-assembly testing and certification 	 <ul style="list-style-type: none"> • Sourcing of third party components
 <ul style="list-style-type: none"> • Offering an online tool for fast configuration and a short lead-time 	 <ul style="list-style-type: none"> • Quality documentation and coordination audits 	 <ul style="list-style-type: none"> • Logistics & quality assurance

Customised enclosure solutions



Tailor-made enclosure solutions



Our capabilities

We have years of experience with varying applications from one industry segment to another. In addition, we have highly skilled staff, an innovative design department and sound knowledge of various raw materials.

We specialize in solutions targeted at demanding environments requiring high degrees of protection. Moreover, we have experience of ATEX enclosures and EMC shielded applications. Special gasket and enclosure materials are available on request.

We have modern production facilities with the latest technology robots, and use CuboFlex robots and Fanuc machine tools for customising plastic enclosures. Also, we use waterjet cutting for making cutouts. The capacity of our injection-moulding machines ranges from 50 to over 1,000 tn.

We use a fully automatic robotic cell for bending and welding our sheet steel enclosures. The bending cell is totally flexible for dimensioning without any tool changes. Our laser cutting technique enables freely customised shapes and main dimensions without setup times. Cutouts in metal enclosures are made before painting in order to prevent corrosion in the cutout areas.

CuboLink configuration tool

In pursuit of a leaner and faster order-delivery process for customised enclosures, we also offer our CuboLink tool for our customers' use. CuboLink is an online configuration, quotation and order management tool integrated into our ERP system. The customer receives the technical documentation for the enclosure automatically, straight after making the configurations using the tool.

Download the CuboLink Lite free of charge from our web pages.



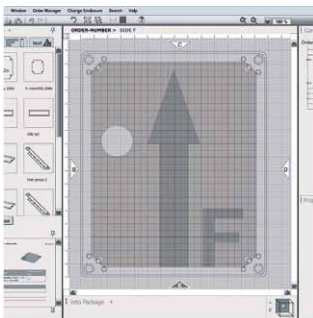


Our strengths in producing customer-specific enclosing solutions

include the following:

- Experienced design department
- Knowledgeable and innovative personnel
- Experience of wide range of materials
- Large selection of high quality components
- Modular tooling structure for standard enclosures, enabling cost efficient mould modifications
- Experience of injection moulded customer specific enclosures
- Usage of laser cutting tools that enable freely customised shapes without special tools.

Customisation process with the CuboLink configuration tool



Customer applications



Plastic enclosures

Thermoplastic enclosures

	Ensto Cubo S enclosures, IP 66/67 Sizes 75 x 125 x 35 to 175 x 250 x 150 mm with plain sides, or with metric/Pg knockouts.....	15
	Ensto Cubo D enclosures, IP 66/67 Sizes 53 x 55 x 36 to 230 x 300 x 111 mm with plain sides.....	27
	Ensto Cubo O enclosures, IP 66/67 Sizes 200 x 200 x 132 to 400 x 600 x 187 mm with plain sides, or with metric knockouts.....	34
	Ensto Cubo C enclosures, IP 66/67 Sizes 200 x 200 x 132 to 400 x 600 x 187 mm with flange knockouts	40
	Ensto Cubo W wall cabinets, IP 66/67 Sizes 200 x 200 x 132 to 400 x 600 x 187 mm with plain sides, and pre-assembled hinges and quick release latches	45
	Accessories for Ensto Cubo O, C and W enclosures	50
	Ensto Cubo P panel building system, IP 65 Base sizes 300 x 300 x 102 to 400 x 600 x 102 mm with four totally open sides	59
	Ensto Cubo G junction boxes, IP 66 Size 93 x 93 x 50 mm with metric knockouts	65
	Ensto Cubo R modular enclosures, IP 65 Sizes 75 x 125 x 100 to 300 x 600 x 136 mm with plain sides, or with Pg/metric/flange knockouts, and with a hinged window.....	67
	UL-listed thermoplastic enclosures.....	71

Polyester enclosures

	Ensto Cubo M enclosures, IP 66 Sizes 75 x 80 x 55 to 400 x 405 x 120 mm with plain sides.....	79
	Ensto Cubo N wall cabinets IP 66 Sizes 250 x 300 x 140 to 600 x 800 x 300 mm with plain sides.....	84
	UL-listed polyester enclosures	88

Ensto Cubo S enclosures IP 66/67

Sizes 75 x 125 x 35 to 175 x 250 x 150 mm



Ensto Cubo S enclosure in brief:

- Available with plain sides or knockouts (metric or Pg)
- Available in 36 sizes, two base depths (25 and 50 mm) and 5 different cover heights
- Cover and cover screws equipped with sealing holes
- Has slots in the base for printed circuit boards.

Contents of the product package:

- Enclosure base
- Cover
- Cover screws
- Mounting screws

Customising services available for this product:

- Machining
- Prints
- Colour service
- Assembly of components

Further information on our customising services is available on page 12.



Ensto Cubo S enclosures are available in 36 sizes, with two base depths (25 and 50 mm) and 5 different cover heights.

Conformity

PC enclosures:	
ABS enclosures:	

Technical information

Degree of protection:	IP 66/67
Impact resistance:	PC: IK 08 (-25 °C... +35 °C) ABS: IK 07 (+35 °C)/IK 06 (-25 °C)
Flammability rating:	PC: UL 746C 5V ABS: UL 94 HB
Insulation:	Enclosure enables insulation suitable for class II assemblies

Material

Base:	ABS or fibreglass reinforced polycarbonate
Cover:	ABS or polycarbonate
Cover screws:	Fibreglass reinforced polyamide
Gasket:	PUR (polyurethane)

Knockout alternatives

PC enclosures:	Plain sides, metric knockouts or Pg knockouts
ABS enclosures:	Plain sides

Standard colour

Base:	Grey RAL 7035
Cover:	Grey RAL 7035 or transparent

Material based technical information is available on page 5.



The enclosure has unique slots in the base for printed circuit boards.



The cover can be sealed with a standard cover screw.

Product cards, dimensional drawings and 3D models can be found at www.ensto.com.

Ensto Cubo S enclosures

Ensto Cubo S enclosures with plain sides, polycarbonate

Product code	Description	External dimensions (mm)				Inner depth (mm)	Package size (pcs)	EAN 13 code
		Width	Height	Depth	Base depth			
Grey cover								
SPCP081304LG		75	125	35	25	20.5	12	6438100101299
SPCP081305LG		75	125	50	25	35.5	18	6438100101336
SPCP081306G		75	125	60	50	45.5	18	6438100101374
SPCP081308LG		75	125	75	25	60.5	18	6438100101459
SPCP081308G		75	125	75	50	60.5	18	6418677155031
SPCP081310LG		75	125	100	25	85.5	9	6438100101497
SPCP081310G		75	125	100	50	85.5	9	6418677155086
SPCP081313G		75	125	125	50	110.5	9	6418677155147
SPCP101004LG		100	100	35	25	20.5	18	6438100101534
SPCP101006G		100	100	60	50	45.5	12	6438100101619
SPCP131304LG		125	125	35	25	20.5	18	6438100101671
SPCP131305LG		125	125	50	25	35.5	18	6438100101718
SPCP131306G		125	125	60	50	45.5	18	6438100101756
SPCP131308LG		125	125	75	25	60.5	18	6438100101817
SPCP131308G		125	125	75	50	60.5	18	6418677155208
SPCP131310LG		125	125	100	25	85.5	12	6438100101855
SPCP131310G		125	125	100	50	85.5	12	6418677155260
SPCP131313G		125	125	125	50	110.5	18	6418677155321
SPCP131804LG		125	175	35	25	20.5	18	6438100101893
SPCP131805LG		125	175	50	25	35.5	12	6438100101930
SPCP131806G		125	175	60	50	45.5	12	6438100101978
SPCP131808LG		125	175	75	25	60.5	25	6438100102050
SPCP131808G		125	175	75	50	60.5	25	6418677155383
SPCP131810LG		125	175	100	25	85.5	19	6438100102098
SPCP131810G		125	175	100	50	85.5	19	6418677155444
SPCP131813LG		125	175	125	25	110.5	14	6438100102135
SPCP131813G		125	175	125	50	110.5	14	6418677155505
SPCP131815G		125	175	150	50	135.5	6	6418677155567
SPCP132513G		125	250	125	50	110.5	9	6438100104696
SPCP181808G		175	175	75	50	60.5	7	6418677155628
SPCP181810G		175	175	100	50	85.5	6	6418677155680
SPCP181813G		175	175	125	50	110.5	5	6418677155741
SPCP181815G		175	175	150	50	135.5	4	6418677155802
SPCP182508G		175	250	75	50	60.5	12	6418677155864
SPCP182510G		175	250	100	50	85.5	12	6418677155925
SPCP182515G		175	250	150	50	135.5	6	6418677155987
Transparent cover								
SPCP081304LT		75	125	35	25	20.5	12	6438100101305
SPCP081305LT		75	125	50	25	35.5	18	6438100101343
SPCP081306T		75	125	60	50	45.5	18	6438100101381
SPCP081308LT		75	125	75	25	60.5	18	6438100101466
SPCP081308T		75	125	75	50	60.5	18	6418677155024
SPCP081310LT		75	125	100	25	85.5	9	6438100101503
SPCP081310T		75	125	100	50	85.5	9	6418677155093
SPCP081313T		75	125	125	50	110.5	9	6418677155154
SPCP101004LT		100	100	35	25	20.5	18	6438100101541
SPCP101006T		100	100	60	50	45.5	12	6438100101626
SPCP131304LT		125	125	35	25	20.5	18	6438100101688
SPCP131305LT		125	125	50	25	35.5	18	6438100101725
SPCP131306T		125	125	60	50	45.5	18	6438100101763
SPCP131308LT		125	125	75	25	60.5	18	6438100101824
SPCP131308T		125	125	75	50	60.5	18	6418677155215
SPCP131310LT		125	125	100	25	85.5	12	6438100101862
SPCP131310T		125	125	100	50	85.5	12	6418677155277
SPCP131313T		125	125	125	50	110.5	18	6418677155338
SPCP131804LT		125	175	35	25	20.5	18	6438100101909
SPCP131805LT		125	175	50	25	35.5	12	6438100101947
SPCP131806T		125	175	60	50	45.5	12	6438100101985
SPCP131808LT		125	175	75	25	60.5	25	6438100102067
SPCP131808T		125	175	75	50	60.5	25	6418677155390
SPCP131810LT		125	175	100	25	85.5	19	6438100102104
SPCP131810T		125	175	100	50	85.5	19	6418677155451
SPCP131813LT		125	175	125	25	110.5	14	6438100102142
SPCP131813T		125	175	125	50	110.5	14	6418677155512
SPCP131815T		125	175	150	50	135.5	6	6418677155574
SPCP132513T		125	250	125	50	110.5	9	6438100104702
SPCP181808T		175	175	75	50	60.5	7	6418677155635
SPCP181810T		175	175	100	50	85.5	6	6418677155697
SPCP181813T		175	175	125	50	110.5	5	6418677155758
SPCP181815T		175	175	150	50	135.5	4	6418677155819
SPCP182508T		175	250	75	50	60.5	12	6418677155871
SPCP182510T		175	250	100	50	85.5	12	6418677155932
SPCP182515T		175	250	150	50	135.5	6	6418677155994



SPCP131304LG



SPCP131810G



SPCP131813G



SPCP131308T



SPCP182515T

Ensto Cubo S enclosures

Ensto Cubo S enclosures with plain sides, ABS

Product code	Description	External dimensions (mm)				Inner depth (mm)	Package size (pcs)	EAN 13 code
		Width	Height	Depth	Base depth			
Grey cover								
SABP081304LG		75	125	35	25	20.5	12	6438100101312
SABP081305LG		75	125	50	25	35.5	18	6438100101350
SABP081306G		75	125	60	50	45.5	18	6438100101398
SABP081308LG		75	125	75	50	60.5	18	6438100101473
SABP081308G		75	125	75	25	60.5	18	6418677155048
SABP081310LG		75	125	100	50	85.5	9	6438100101510
SABP081310G		75	125	100	25	85.5	9	6418677155109
SABP081313G		75	125	125	50	110.5	9	6418677155161
SABP101004LG		100	100	35	25	20.5	18	6438100101558
SABP101006G		100	100	60	50	45.5	12	6438100101633
SABP131304LG		125	125	35	25	20.5	18	6438100101695
SABP131305LG		125	125	50	25	35.5	18	6438100101732
SABP131306G		125	125	60	50	45.5	18	6438100101770
SABP131308LG		125	125	75	25	60.5	18	6438100101831
SABP131308G		125	125	75	50	60.5	18	6418677155222
SABP131310LG		125	125	100	25	85.5	12	6438100101879
SABP131310G		125	125	100	50	85.5	12	6418677155284
SABP131313G		125	125	125	50	110.5	18	6418677155345
SABP131804LG		125	175	35	25	20.5	18	6438100101916
SABP131805LG		125	175	50	25	35.5	12	6438100101954
SABP131806G		125	175	60	50	45.5	12	6438100101992
SABP131808LG		125	175	75	25	60.5	25	6438100102074
SABP131808G		125	175	75	50	60.5	25	6418677155406
SABP131810LG		125	175	100	25	85.5	19	6438100102111
SABP131810G		125	175	100	50	85.5	19	6418677155468
SABP131813LG		125	175	125	25	110.5	14	6438100102159
SABP131813G		125	175	125	50	110.5	14	6418677155529
SABP131815G		125	175	150	50	135.5	6	6418677155581
SABP132513G		125	250	125	50	110.5	9	6438100104719
SABP181808G		175	175	75	50	60.5	7	6418677155642
SABP181810G		175	175	100	50	85.5	6	6418677155703
SABP181813G		175	175	125	50	110.5	5	6418677155765
SABP181815G		175	175	150	50	135.5	4	6418677155826
SABP182508G		175	250	75	50	60.5	12	6418677155888
SABP182510G		175	250	100	50	85.5	12	6418677155949
SABP182515G		175	250	150	50	135.5	6	6418677156007
Transparent cover								
SABP081304LT		75	125	35	25	20.5	12	6438100101329
SABP081305LT		75	125	50	25	35.5	18	6438100101367
SABP081306T		75	125	60	50	45.5	18	6438100101404
SABP081308LT		75	125	75	50	60.5	18	6438100101480
SABP081308T		75	125	75	25	60.5	18	6418677155055
SABP081310LT		75	125	100	50	85.5	9	6438100101527
SABP081310T		75	125	100	25	85.5	9	6418677155116
SABP081313T		75	125	125	50	110.5	9	6418677155178
SABP101004LT		100	100	35	25	20.5	18	6438100101565
SABP101006T		100	100	60	50	45.5	12	6438100101640
SABP131304LT		125	125	35	25	20.5	18	6438100101701
SABP131305LT		125	125	50	25	35.5	18	6438100101749
SABP131306T		125	125	60	50	45.5	18	6438100101787
SABP131308LT		125	125	75	25	60.5	18	6438100101848
SABP131308T		125	125	75	50	60.5	18	6418677155239
SABP131310LT		125	125	100	25	85.5	12	6438100101886
SABP131310T		125	125	100	50	85.5	12	6418677155291
SABP131313T		125	125	125	50	110.5	18	6418677155352
SABP131804LT		125	175	35	25	20.5	18	6438100101923
SABP131805LT		125	175	50	25	35.5	12	6438100101961
SABP131806T		125	175	60	50	45.5	12	6438100102005
SABP131808LT		125	175	75	25	60.5	25	6438100102081
SABP131808T		125	175	75	50	60.5	25	6418677155413
SABP131810LT		125	175	100	25	85.5	19	6438100102128
SABP131810T		125	175	100	50	85.5	19	6418677155475
SABP131813LT		125	175	125	25	110.5	14	6438100102166
SABP131813T		125	175	125	50	110.5	14	6418677155536
SABP131815T		125	175	150	50	135.5	6	6418677155598
SABP132513T		125	250	125	50	110.5	9	6438100104726
SABP181808T		175	175	75	50	60.5	7	6418677155659
SABP181810T		175	175	100	50	85.5	6	6418677155710
SABP181813T		175	175	125	50	110.5	5	6418677155772
SABP181815T		175	175	150	50	135.5	4	6418677155833
SABP182508T		175	250	75	50	60.5	12	6418677155895
SABP182510T		175	250	100	50	85.5	12	6418677155956
SABP182515T		175	250	150	50	135.5	6	6418677156014



SABP131304LG



SABP081313G



SABP131306T



SABP131310T



SABP131313T

Ensto Cubo S enclosures

Ensto Cubo S enclosures with metric knockouts, polycarbonate

Product code	Knockouts	External dimensions (mm)				Inner depth (mm)	Package size (pcs)	EAN 13 code
		Width	Height	Depth	Base depth			
Grey cover								
SPCM081306G	2 x M16/25 + 6 x M12/20	75	125	60	50	45.5	18	6438100101411
SPCM081308G	2 x M16/25 + 6 x M12/20	75	125	75	50	60.5	18	6418677166358
SPCM081310G	2 x M16/25 + 6 x M12/20	75	125	100	50	85.5	9	6418677166365
SPCM081313G	4 x M16/25 + 6 x M12/20	75	125	125	50	110.5	9	6418677166372
SPCM101006G	2 x M16/25 + 4 x M12/20	100	100	60	50	45.5	12	6438100101657
SPCM131306G	4 x M16/25 + 6 x M12/20	125	125	60	50	45.5	18	6438100100445
SPCM131308G	4 x M16/25 + 6 x M12/20	125	125	75	50	60.5	18	6418677166389
SPCM131310G	4 x M16/25 + 8 x M12/20	125	125	100	50	85.5	12	6418677166396
SPCM131313G	4 x M16/25 + 6 x M12/20	125	125	125	50	110.5	18	6418677166402
SPCM131806G	4 x M16/25 + 8 x M12/20	125	175	60	50	45.5	12	6438100102012
SPCM131808G	4 x M16/25 + 8 x M12/20	125	175	75	50	60.5	25	6418677166419
SPCM131810G	4 x M16/25 + 8 x M12/20	125	175	100	50	85.5	19	6418677166426
SPCM131813G	4 x M16/25 + 8 x M12/20	125	175	125	50	110.5	14	6418677166433
SPCM131815G	4 x M16/25 + 8 x M12/20	125	175	150	50	135.5	6	6418677166440
SPCM132513G	4 x M20/25	125	250	125	50	110.5	9	6438100104733
SPCM181808G	4 x M12/20 + 4 x M16/25 + 10 x M12/20	175	175	75	50	60.5	7	6418677166457
SPCM181810G	4 x M12/20 + 4 x M16/25 + 10 x M12/20	175	175	100	50	85.5	6	6418677166464
SPCM181813G	4 x M12/20 + 4 x M16/25 + 10 x M12/20	175	175	125	50	110.5	5	6418677166471
SPCM181815G	4 x M12/20 + 4 x M16/25 + 10 x M12/20	175	175	150	50	135.5	4	6418677166488
SPCM182508G	4 x M12/20 + 4 x M16/25 + 12 x M12/20	175	250	75	50	60.5	12	6418677166495
SPCM182510G	4 x M12/20 + 4 x M16/25 + 12 x M12/20	175	250	100	50	85.5	12	6418677166501
SPCM182515G	4 x M12/20 + 4 x M16/25 + 12 x M12/20	175	250	150	50	135.5	6	6418677166518
Transparent cover								
SPCM081306T	2 x M16/25 + 6 x M12/20	75	125	60	50	45.5	18	6438100101428
SPCM081308T	2 x M16/25 + 6 x M12/20	75	125	75	50	60.5	18	6418677166525
SPCM081310T	2 x M16/25 + 6 x M12/20	75	125	100	50	85.5	9	6418677166532
SPCM081313T	2 x M16/25 + 6 x M12/20	75	125	125	50	110.5	9	6418677166549
SPCM101006T	2 x M16/25 + 4 x M12/20	100	100	60	50	45.5	12	6438100101664
SPCM131306T	4 x M16/25 + 6 x M12/20	125	125	60	50	45.5	18	6438100100452
SPCM131308T	4 x M16/25 + 6 x M12/20	125	125	75	50	60.5	18	6418677166556
SPCM131310T	4 x M16/25 + 6 x M12/20	125	125	100	50	85.5	12	6418677166563
SPCM131313T	4 x M16/25 + 6 x M12/20	125	125	125	50	110.5	18	6418677166570
SPCM131806T	4 x M16/25 + 8 x M12/20	125	175	60	50	45.5	12	6438100102029
SPCM131808T	4 x M16/25 + 8 x M12/20	125	175	75	50	60.5	25	6418677166587
SPCM131810T	4 x M16/25 + 8 x M12/20	125	175	100	50	85.5	19	6418677166594
SPCM131813T	4 x M16/25 + 8 x M12/20	125	175	125	50	110.5	14	6418677166600
SPCM131815T	4 x M16/25 + 8 x M12/20	125	175	150	50	135.5	6	6418677166617
SPCM132513T	4 x M20/25	125	250	125	50	110.5	9	6438100104740
SPCM181808T	4 x M12/20 + 4 x M16/25 + 10 x M12/20	175	175	75	50	60.5	7	6418677166624
SPCM181810T	4 x M12/20 + 4 x M16/25 + 10 x M12/20	175	175	100	50	85.5	6	6418677166631
SPCM181813T	4 x M12/20 + 4 x M16/25 + 10 x M12/20	175	175	125	50	110.5	5	6418677166648
SPCM181815T	4 x M12/20 + 4 x M16/25 + 10 x M12/20	175	175	150	50	135.5	4	6418677166655
SPCM182508T	4 x M12/20 + 4 x M16/25 + 12 x M12/20	175	250	75	50	60.5	12	6418677166662
SPCM182510T	4 x M12/20 + 4 x M16/25 + 12 x M12/20	175	250	100	50	85.5	12	6418677166679
SPCM182515T	4 x M12/20 + 4 x M16/25 + 12 x M12/20	175	250	150	50	135.5	6	6418677166686



SPCM081308G



SPCM131313G



SPCM182515T

Ensto Cubo S enclosures

Ensto Cubo S enclosures with Pg knockouts, polycarbonate

Product code	Knockouts	External dimensions (mm)				Inner depth (mm)	Package size (pcs)	EAN 13 code
		Width	Height	Depth	Base depth			
Grey cover								
SPCK081306G	2 x Pg9/13.5 + 6 x Pg9/13.5	75	125	60	50	45.5	18	6438100101435
SPCK081308G	2 x Pg9/13.5 + 6 x Pg9/13.5	75	125	75	50	60.5	18	6418677155000
SPCK081310G	2 x Pg9/13.5 + 6 x Pg9/13.5	75	125	100	50	85.5	9	6418677155062
SPCK081313G	2 x Pg9/13.5 + 6 x Pg9/13.5	75	125	125	50	110.5	9	6418677155123
SPCK131306G	4 x Pg16/21 + 6 x Pg9/13.5	125	125	60	50	45.5	18	6438100101794
SPCK131308G	4 x Pg16/21 + 6 x Pg9/13.5	125	125	75	50	60.5	18	6418677155185
SPCK131310G	4 x Pg16/21 + 6 x Pg9/13.5	125	125	100	50	85.5	12	6418677155246
SPCK131313G	4 x Pg16/21 + 6 x Pg9/13.5	125	125	125	50	110.5	18	6418677155307
SPCK131806G	4 x Pg16/21 + 8 x Pg9/13.5	125	175	60	50	45.5	12	6438100102036
SPCK131808G	4 x Pg16/21 + 8 x Pg9/13.5	125	175	75	50	60.5	25	6418677155369
SPCK131810G	4 x Pg16/21 + 8 x Pg9/13.5	125	175	100	50	85.5	19	6418677155420
SPCK131813G	4 x Pg16/21 + 8 x Pg9/13.5	125	175	125	50	110.5	14	6418677155482
SPCK131815G	4 x Pg16/21 + 8 x Pg9/13.5	125	175	150	50	135.5	6	6418677155543
SPCK181808G	4 x Pg16/21 + 4 x Pg9/16 + 10 x Pg9/13.5	175	175	75	50	60.5	7	6418677155604
SPCK181810G	4 x Pg16/21 + 4 x Pg9/16 + 10 x Pg9/13.5	175	175	100	50	85.5	6	6418677155666
SPCK181813G	4 x Pg16/21 + 4 x Pg9/16 + 10 x Pg9/13.5	175	175	125	50	110.5	5	6418677155727
SPCK181815G	4 x Pg16/21 + 4 x Pg9/16 + 10 x Pg9/13.5	175	175	150	50	135.5	4	6418677155789
SPCK182508G	4 x Pg16/21 + 4 x Pg9/16 + 12 x Pg9/13.5	175	250	75	50	60.5	12	6418677155840
SPCK182510G	4 x Pg16/21 + 4 x Pg9/16 + 12 x Pg9/13.5	175	250	100	50	85.5	12	6418677155901
SPCK182515G	4 x Pg16/21 + 4 x Pg9/16 + 12 x Pg9/13.5	175	250	150	50	135.5	6	6418677155963
Transparent cover								
SPCK081306T	2 x Pg9/13.5 + 6 x Pg9/13.5	75	125	60	50	45.5	18	6438100101442
SPCK081308T	2 x Pg9/13.5 + 6 x Pg9/13.5	75	125	75	50	60.5	18	6418677155017
SPCK081310T	2 x Pg9/13.5 + 6 x Pg9/13.5	75	125	100	50	85.5	9	6418677155079
SPCK081313T	2 x Pg9/13.5 + 6 x Pg9/13.5	75	125	125	50	110.5	9	6418677155130
SPCK131306T	4 x Pg16/21 + 6 x Pg9/13.5	125	125	60	50	45.5	18	6438100101800
SPCK131308T	4 x Pg16/21 + 6 x Pg9/13.5	125	125	75	50	60.5	18	6418677155192
SPCK131310T	4 x Pg16/21 + 6 x Pg9/13.5	125	125	100	50	85.5	12	6418677155253
SPCK131313T	4 x Pg16/21 + 6 x Pg9/13.5	125	125	125	50	110.5	18	6418677155314
SPCK131806T	4 x Pg16/21 + 8 x Pg9/13.5	125	175	60	50	45.5	12	6438100102043
SPCK131808T	4 x Pg16/21 + 8 x Pg9/13.5	125	175	75	50	60.5	25	6418677155376
SPCK131810T	4 x Pg16/21 + 8 x Pg9/13.5	125	175	100	50	85.5	19	6418677155437
SPCK131813T	4 x Pg16/21 + 8 x Pg9/13.5	125	175	125	50	110.5	14	6418677155499
SPCK131815T	4 x Pg16/21 + 8 x Pg9/13.5	125	175	150	50	135.5	6	6418677155550
SPCK181808T	4 x Pg16/21 + 4 x Pg9/16 + 10 x Pg9/13.5	175	175	75	50	60.5	7	6418677155611
SPCK181810T	4 x Pg16/21 + 4 x Pg9/16 + 10 x Pg9/13.5	175	175	100	50	85.5	6	6418677155673
SPCK181813T	4 x Pg16/21 + 4 x Pg9/16 + 10 x Pg9/13.5	175	175	125	50	110.5	5	6418677155734
SPCK181815T	4 x Pg16/21 + 4 x Pg9/16 + 10 x Pg9/13.5	175	175	150	50	135.5	4	6418677155796
SPCK182508T	4 x Pg16/21 + 4 x Pg9/16 + 12 x Pg9/13.5	175	250	75	50	60.5	12	6418677155857
SPCK182510T	4 x Pg16/21 + 4 x Pg9/16 + 12 x Pg9/13.5	175	250	100	50	85.5	12	6418677155918
SPCK182515T	4 x Pg16/21 + 4 x Pg9/16 + 12 x Pg9/13.5	175	250	150	50	135.5	6	6418677155970



SPCK131306G



SPCK131313T

Mounting plates and DIN rails

Product code	Description	Dimensions (mm)	Package size (pcs)	EAN 13 code
Mounting plates, galvanized steel				
SMP0813	For 75 x 125 mm enclosures	48 x 98 x 1.5	10	6418677156038
SMP1010	For 100 x 100 mm enclosures	78 x 78 x 1.5	10	6438100104849
SMP1313	For 125 x 125 mm enclosures	98 x 98 x 1.5	10	6418677156045
SMP1318	For 125 x 175 mm enclosures	98 x 148 x 1.5	10	6418677156052
SMP1325	For 125 x 250 mm enclosures	98 x 223 x 1.5	10	6438100104535
SMP1818	For 175 x 175 mm enclosures	148 x 148 x 1.5	10	6418677156069
SMP1825	For 175 x 250 mm enclosures	148 x 223 x 1.5	10	6418677156076
DIN rails, DIN 46277/3, galvanized steel				
DR35040.4	For 75 mm sides	35 x 50	10	6418677156090
DR35070.4	For 100 mm sides	35 x 80	10	6438100104450
DR35090.4	For 125 mm sides	35 x 100	10	6418677156106
DR35140.4	For 175 mm sides	35 x 150	10	6418677156113
DR35215.4	For 250 mm sides	35 x 225	10	6418677156120



SMP0813

Ensto Cubo S enclosures

Other accessories

Product code	Description	Dimensions (mm)	Package size (pcs)	EAN 13 code
DSH11	Hinge pair, polycarbonate	28 x 28	1	6418677156144
SFL1	Fastening lug, set of 4 pcs, polycarbonate	15 x 30	1	6418677156151
SBI1	Insert for pods, brass	M2	50	6418677156168
SBI1.04	Insert, set of 4 pcs	M2	1	6418677156830
SBS40	Spacer, 40 mm, for panels	7 x 48	12	6438100086022
SMS1	Mounting screw for plates and rails, steel	4 x 8	100	6418677156175
SCP08	Cover plug, short, for 25 mm cover	ø11 x 12	10	6418677156847
SCP10	Cover plug, long, for 50 mm cover	ø12 x 36.5	10	6418677156854
SCP1315	Cover plug, short, for 75 and 100 mm covers	ø11.5 x 12	10	6418677156861
SLS35	Cover screw, medium	11 x 35	100	6418677156182
SLS60	Cover screw, long, for 50 mm covers	11 x 60	50	6418677156199
SLSA23.04	Screw set, incl. 4 short cover screws for 10 mm cover and 4 mounting screws SMS1	11 x 23	1	6438100100407
SLSA35.04	Screw set, incl. 4 medium cover screws SLS35 and 4 mounting screws SMS1	11 x 35	1	6418677154980
SLSA60.04	Screw set, incl. 4 long cover screws for 50 mm cover SLS60 and 4 mounting screws SMS1	11 x 60	1	6418677154997
SLW1	Cover screw's wing head part, only for 25 and 50 mm covers	11 x 17	10	6418677154867



Hinge pair, DSH11.



Fastening lug set, SFL1.



Insert for pods, brass, SBI1.



Spacer for panels, SBS40.



Mounting screw for plates and rails, steel, SMS1.



Cover plug, short, SCP1315.



Cover plug, long, SCP10.



Cover screw, medium, SLS35.



Cover screw, long, SLS60.



Screw set, incl. 4 short cover screws and 4 mounting screws, SLSA23.04.

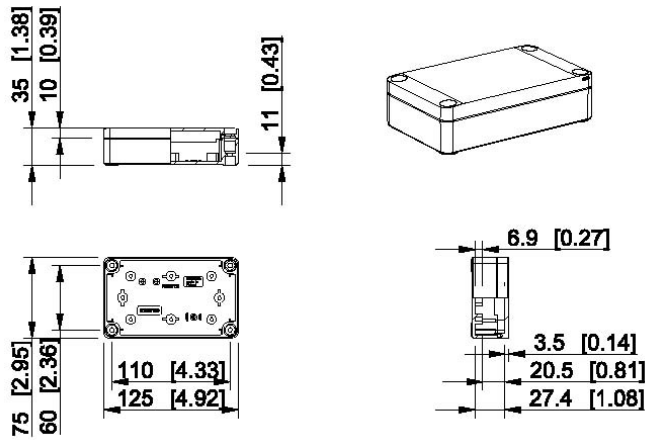


Cover screw's wing head part, SLW1.

Dimensional drawings, Ensto Cubo S

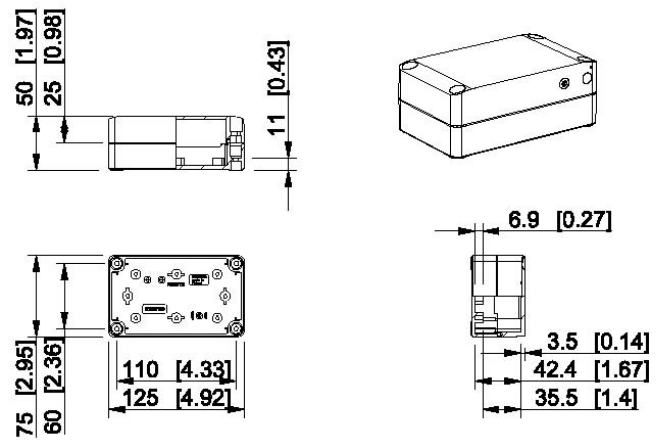
Dimensions in mm [inch]

Ensto Cubo S 75 x 125 x 35 mm



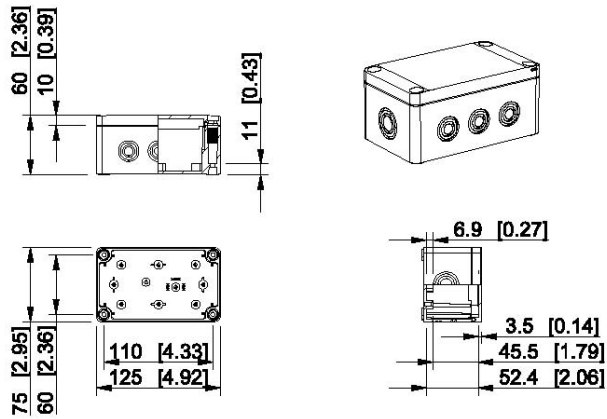
Grey cover	Transparent cover	Description
SPCP081304LG	SPCP081304LT	Plain sides, polycarbonate
SABP081304LG	SABP081304LT	Plain sides, ABS

Ensto Cubo S 75 x 125 x 50 mm



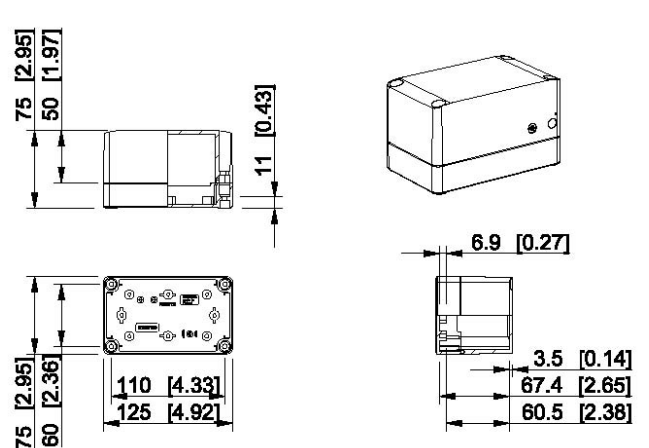
Grey cover	Transparent cover	Description
SPCP081305LG	SPCP081305LT	Plain sides, polycarbonate
SABP081305LG	SABP081305LT	Plain sides, ABS

Ensto Cubo S 75 x 125 x 60 mm



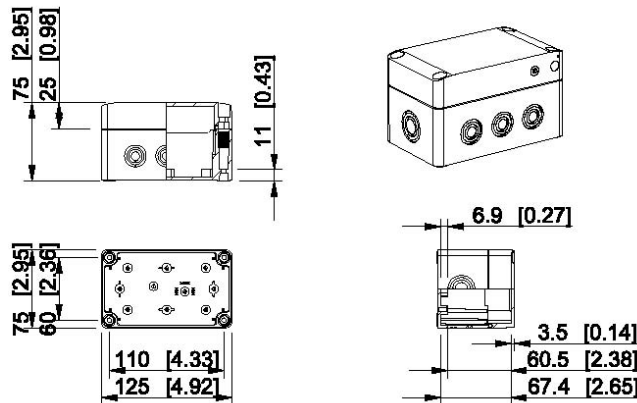
Grey cover	Transparent cover	Description
SPCP081306G	SPCP081306T	Plain sides, polycarbonate
SABP081306G	SABP081306T	Plain sides, ABS
SPCM081306G	SPCM081306T	2 x M16/25 + 6 x M12/20, PC
SPCK081306G	SPCK081306T	2 x Pg9/13.5 + 6 x Pg9/13.5, PC

Ensto Cubo S 75 x 125 x 75 mm



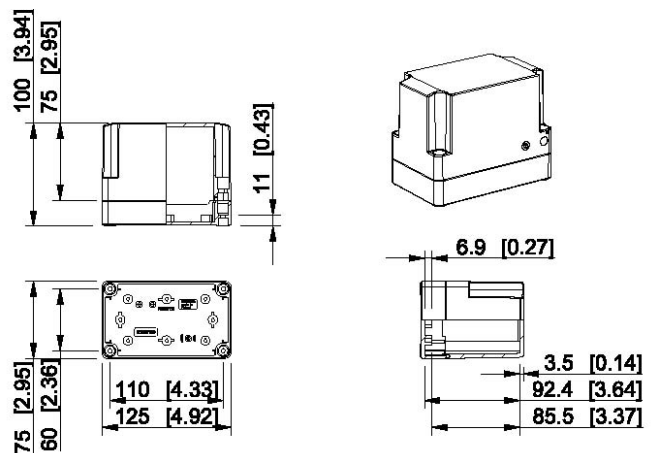
Grey cover	Transparent cover	Description
SPCP081308LG	SPCP081308LT	Plain sides, polycarbonate
SABP081308LG	SABP081308LT	Plain sides, ABS

Ensto Cubo S 75 x 125 x 75 mm



Grey cover	Transparent cover	Description
SPCP081308G	SPCP081308T	Plain sides, polycarbonate
SABP081308G	SABP081308T	Plain sides, ABS
SPCM081308G	SPCM081308T	2 x M16/25 + 6 x M12/20, PC
SPCK081308G	SPCK081308T	2 x Pg9/13.5 + 6 x Pg9/13.5, PC

Ensto Cubo S 75 x 125 x 100 mm

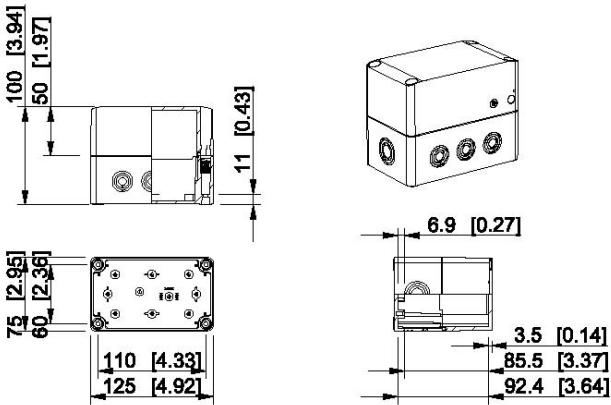


Grey cover	Transparent cover	Description
SPCP081310LG	SPCP081310LT	Plain sides, polycarbonate
SABP081310LG	SABP081310LT	Plain sides, ABS

Dimensional drawings, Ensto Cubo S

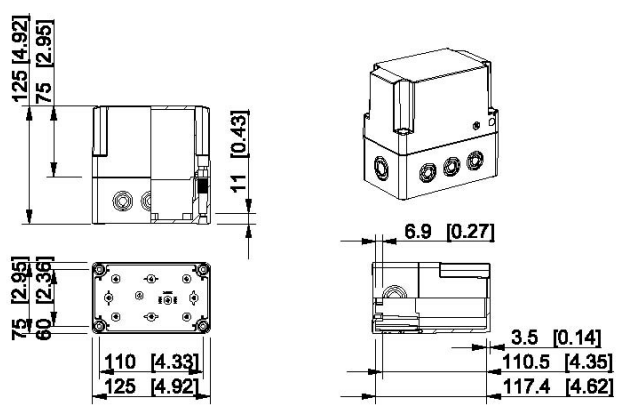
Dimensions in mm [inch]

Ensto Cubo S 75 x 125 x 100 mm



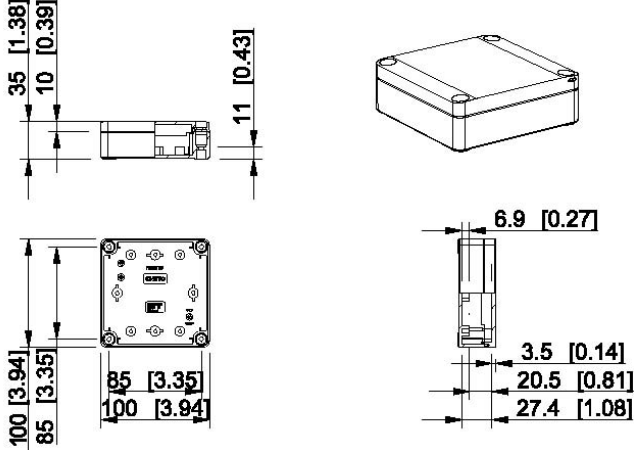
Grey cover	Transparent cover	Description
SPCP081310G	SPCP081310T	Plain sides, polycarbonate
SABP081310G	SABP081310T	Plain sides, ABS
SPCM081310G	SPCM081310T	2 x M16/25 + 6 x M12/20, PC
SPCK081310G	SPCK081310T	2 x Pg9/13.5 + 6 x Pg9/13.5, PC

Ensto Cubo S 75 x 125 x 125 mm



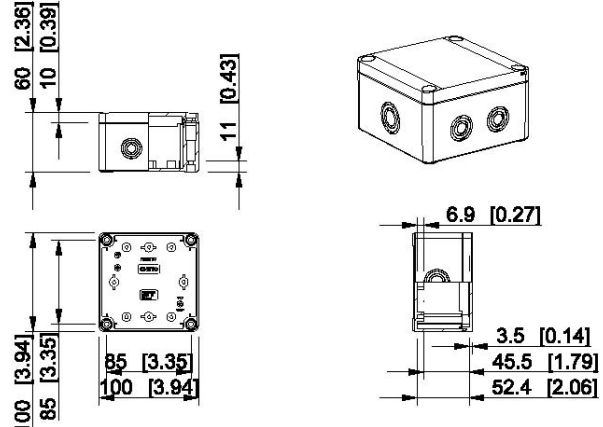
Grey cover	Transparent cover	Description
SPCP081313G	SPCP081313T	Plain sides, polycarbonate
SABP081313G	SABP081313T	Plain sides, ABS
SPCM081313G	SPCM081313T	2 x M16/25 + 6 x M12/20, PC
SPCK081313G	SPCK081313T	2 x Pg9/13.5 + 6 x Pg9/13.5, PC

Ensto Cubo S 100 x 100 x 35 mm



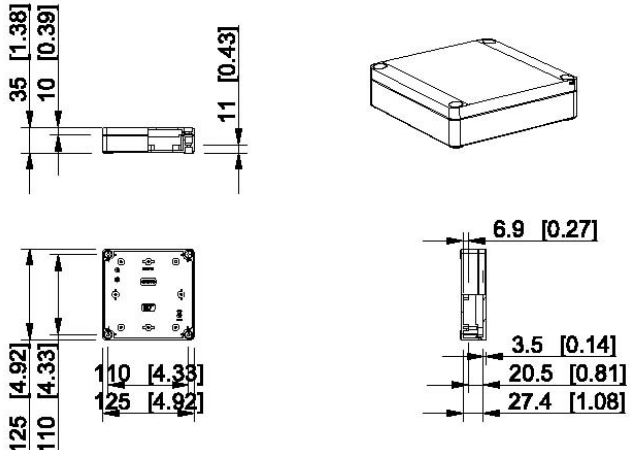
Grey cover	Transparent cover	Description
SPCP101004LG	SPCP101004LT	Plain sides, polycarbonate
SABP101004LG	SABP101004LT	Plain sides, ABS

Ensto Cubo S 100 x 100 x 60 mm



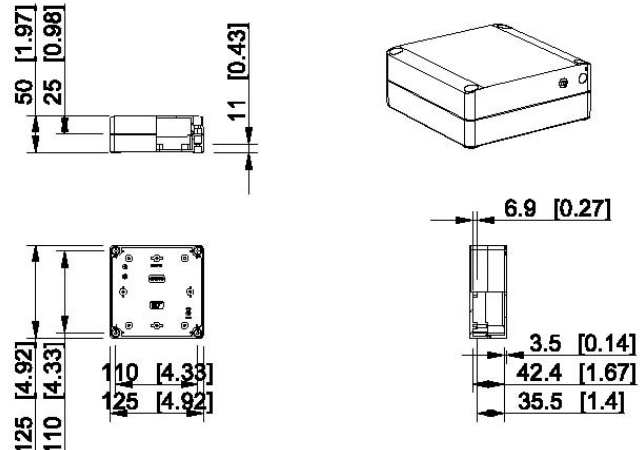
Grey cover	Transparent cover	Description
SPCP101006G	SPCP101006T	Plain sides, polycarbonate
SABP101006G	SABP101006T	Plain sides, ABS
SPCM101006G	SPCM101006T	2 x M16/25 + 4 x M12/20, PC

Ensto Cubo S 125 x 125 x 35 mm



Grey cover	Transparent cover	Description
SPCP131304LG	SPCP131304LT	Plain sides, polycarbonate
SABP131304LG	SABP131304LT	Plain sides, ABS

Ensto Cubo S 125 x 125 x 50 mm

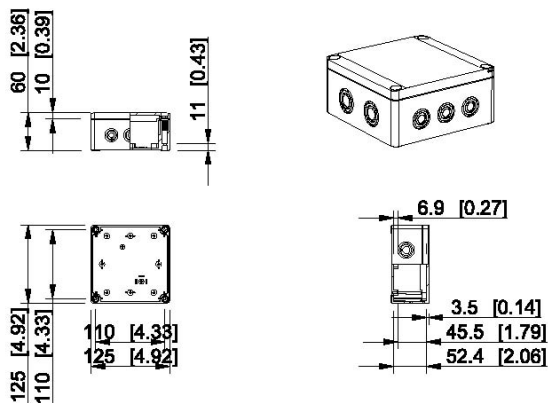


Grey cover	Transparent cover	Description
SPCP131305LG	SPCP131305LT	Plain sides, polycarbonate
SABP131305LG	SABP131305LT	Plain sides, ABS

Dimensional drawings, Ensto Cubo S

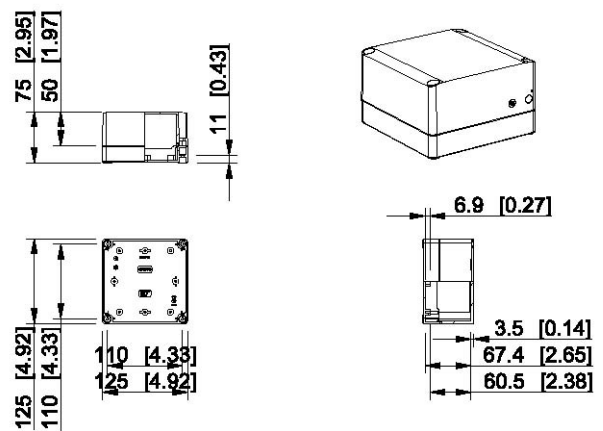
Dimensions in mm [inch]

Ensto Cubo S 125 x 125 x 60 mm



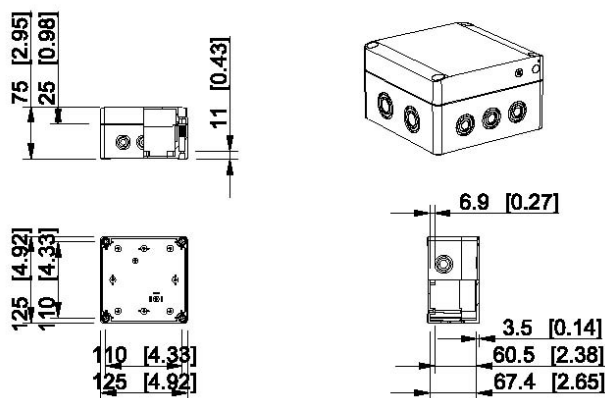
Grey cover	Transparent cover	Description
SPCP131306G	SPCP131306T	Plain sides, polycarbonate
SABP131306G	SABP131306T	Plain sides, ABS
SPCM131306G	SPCM131306T	4 x M16/25 + 6 x M12/20, PC
SPCK131306G	SPCK131306T	4 x Pg16/21 + 6 x Pg9/13.5, PC

Ensto Cubo S 125 x 125 x 75 mm



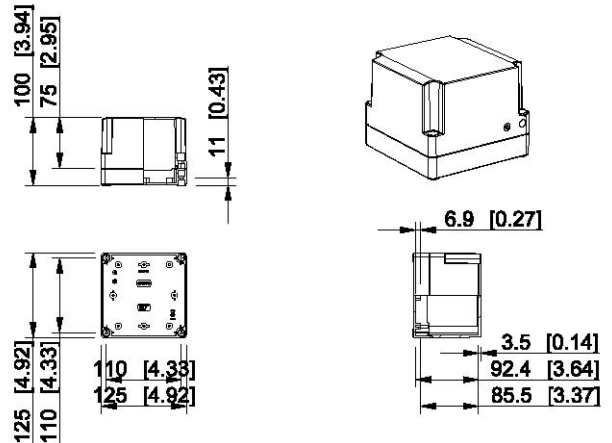
Grey cover	Transparent cover	Description
SPCP131308LG	SPCP131308LT	Plain sides, polycarbonate
SABP131308LG	SABP131308LT	Plain sides, ABS

Ensto Cubo S 125 x 125 x 75 mm



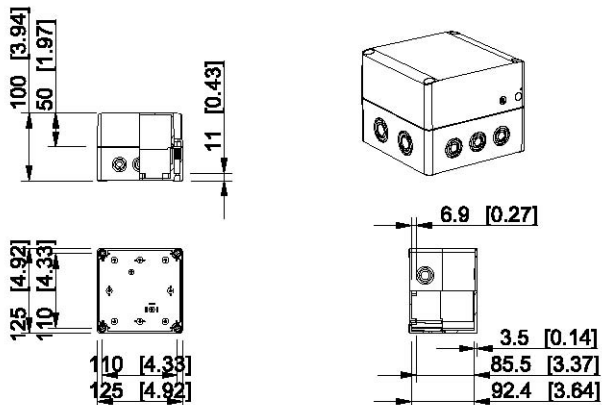
Grey cover	Transparent cover	Description
SPCP131308G	SPCP131308T	Plain sides, polycarbonate
SABP131308G	SABP131308T	Plain sides, ABS
SPCM131308G	SPCM131308T	4 x M16/25 + 6 x M12/20, PC
SPCK131308G	SPCK131308T	4 x Pg16/21 + 6 x Pg9/13.5, PC

Ensto Cubo S 125 x 125 x 100 mm



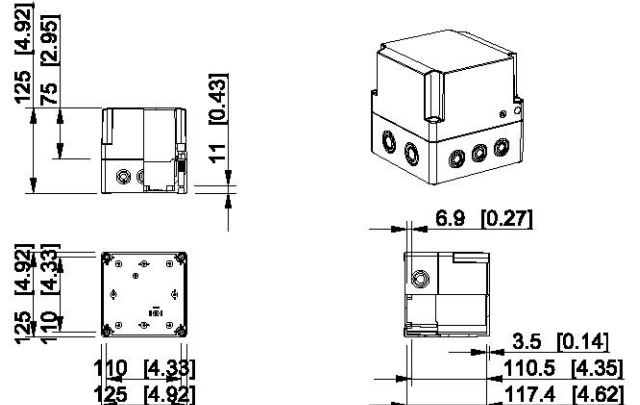
Grey cover	Transparent cover	Description
SPCP131310LG	SPCP131310LT	Plain sides, polycarbonate
SABP131310LG	SABP131310LT	Plain sides, ABS

Ensto Cubo S 125 x 125 x 100 mm



Grey cover	Transparent cover	Description
SPCP131310G	SPCP131310T	Plain sides, polycarbonate
SABP131310G	SABP131310T	Plain sides, ABS
SPCM131310G	SPCM131310T	4 x M16/25 + 6 x M12/20, PC
SPCK131310G	SPCK131310T	4 x Pg16/21 + 6 x Pg9/13.5, PC

Ensto Cubo S 125 x 125 x 125 mm

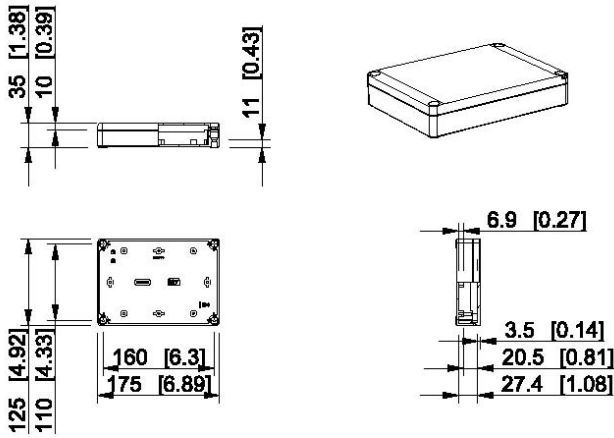


Grey cover	Transparent cover	Description
SPCP131313G	SPCP131313T	Plain sides, polycarbonate
SABP131313G	SABP131313T	Plain sides, ABS
SPCM131313G	SPCM131313T	4 x M16/25 + 6 x M12/20, PC
SPCK131313G	SPCK131313T	4 x Pg16/21 + 6 x Pg9/13.5, PC

Dimensional drawings, Ensto Cubo S

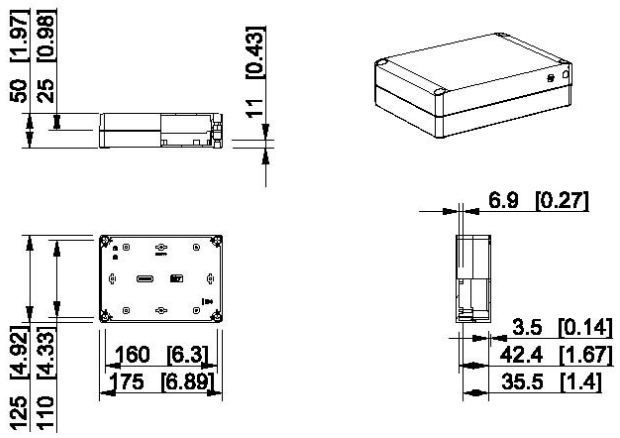
Dimensions in mm [inch]

Ensto Cubo S 125 x 175 x 35 mm



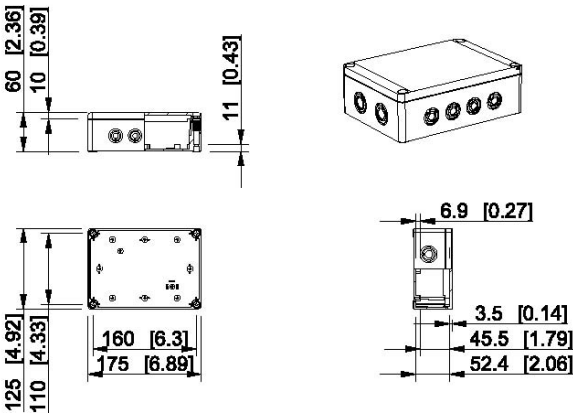
Grey cover	Transparent cover	Description
SPCP131804LG	SPCP131804LT	Plain sides, polycarbonate
SABP131804LG	SABP131804LT	Plain sides, ABS

Ensto Cubo S 125 x 175 x 50 mm



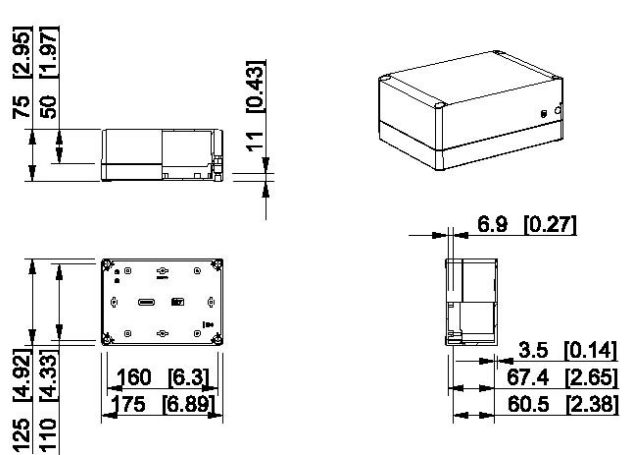
Grey cover	Transparent cover	Description
SPCP131805LG	SPCP131805LT	Plain sides, polycarbonate
SABP131805LG	SABP131805LT	Plain sides, ABS

Ensto Cubo S 125 x 175 x 60 mm



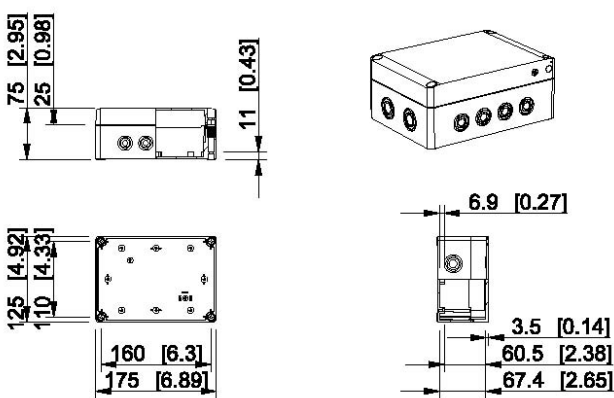
Grey cover	Transparent cover	Description
SPCP131806G	SPCP131806T	Plain sides, polycarbonate
SABP131806G	SABP131806T	Plain sides, ABS
SPCM131806G	SPCM131806T	4 x M16/25 + 8 x M12/20, PC
SPCK131806G	SPCK131806T	4 x Pg16/21 + 8 x Pg9/13.5, PC

Ensto Cubo S 125 x 175 x 75 mm



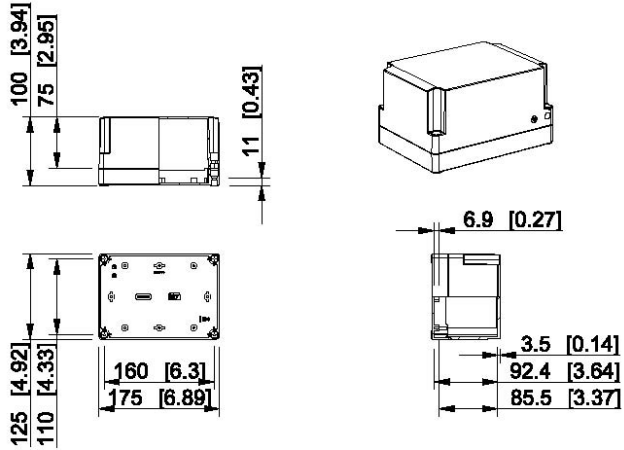
Grey cover	Transparent cover	Description
SPCP131808LG	SPCP131808LT	Plain sides, polycarbonate
SABP131808LG	SABP131808LT	Plain sides, ABS

Ensto Cubo S 125 x 175 x 75 mm



Grey cover	Transparent cover	Description
SPCP131808G	SPCP131808T	Plain sides, polycarbonate
SABP131808G	SABP131808T	Plain sides, ABS
SPCM131808G	SPCM131808T	4 x M16/25 + 8 x M12/20, PC
SPCK131808G	SPCK131808T	4 x Pg16/21 + 8 x Pg9/13.5, PC

Ensto Cubo S 125 x 175 x 100 mm

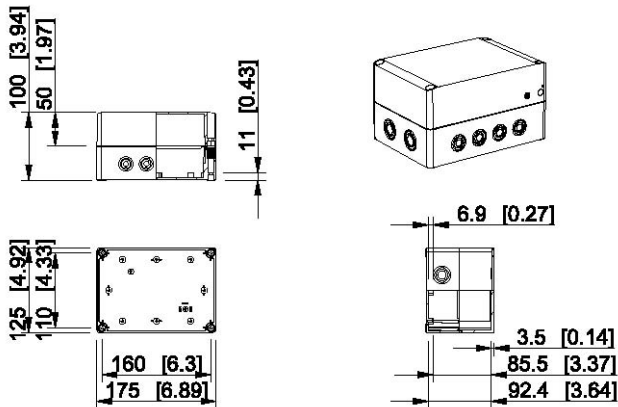


Grey cover	Transparent cover	Description
SPCP131810LG	SPCP131810LT	Plain sides, polycarbonate
SABP131810LG	SABP131810LT	Plain sides, ABS

Dimensional drawings, Ensto Cubo S

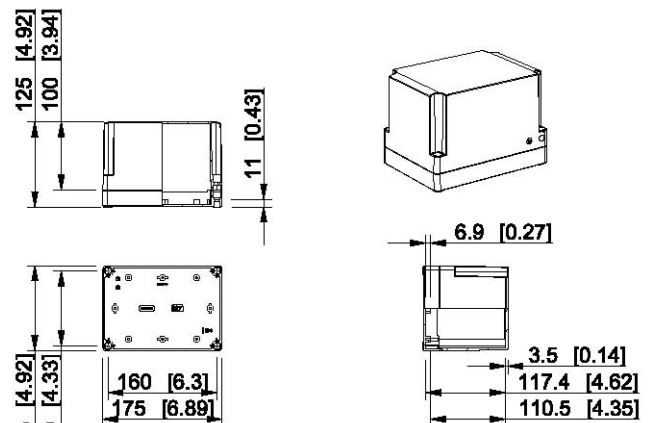
Dimensions in mm [inch]

Ensto Cubo S 125 x 175 x 100 mm



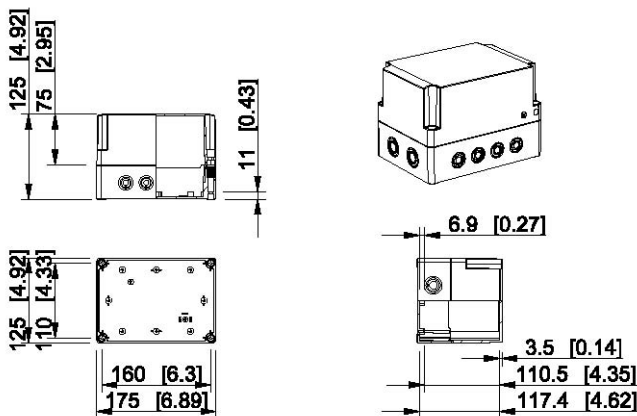
Grey cover	Transparent cover	Description
SPCP131810G	SPCP131810T	Plain sides, polycarbonate
SABP131810G	SABP131810T	Plain sides, ABS
SPCM131810G	SPCM131810T	4 x M16/25 + 8 x M12/20, PC
SPCK131810G	SPCK131810T	4 x Pg16/21 + 8 x Pg9/13.5, PC

Ensto Cubo S 125 x 175 x 125 mm



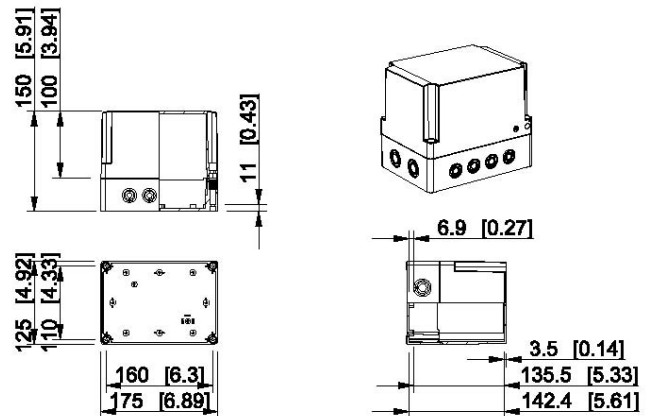
Grey cover	Transparent cover	Description
SPCP131813LG	SPCP131813LT	Plain sides, polycarbonate
SABP131813LG	SABP131813LT	Plain sides, ABS

Ensto Cubo S 125 x 175 x 125 mm



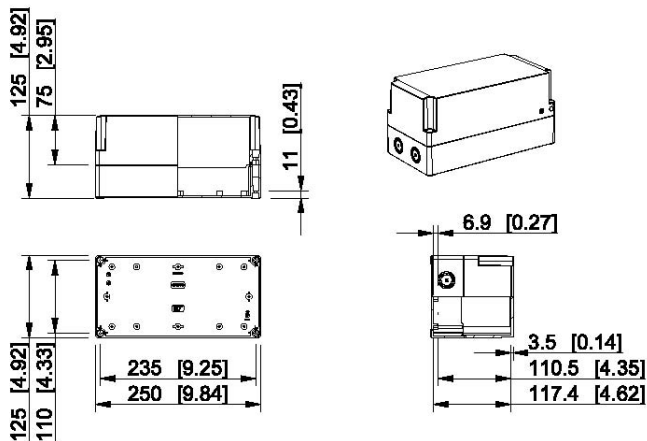
Grey cover	Transparent cover	Description
SPCP131813G	SPCP131813T	Plain sides, polycarbonate
SABP131813G	SABP131813T	Plain sides, ABS
SPCM131813G	SPCM131813T	4 x M16/25 + 8 x M12/20, PC
SPCK131813G	SPCK131813T	4 x Pg16/21 + 8 x Pg9/13.5, PC

Ensto Cubo S 125 x 175 x 150 mm



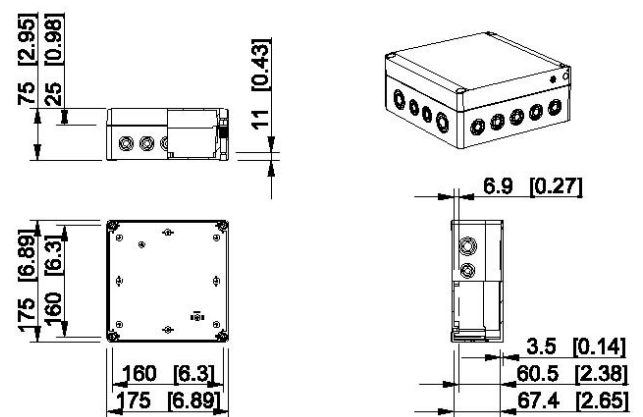
Grey cover	Transparent cover	Description
SPCP131815G	SPCP131815T	Plain sides, polycarbonate
SABP131815G	SABP131815T	Plain sides, ABS
SPCM131815G	SPCM131815T	4 x M16/25 + 8 x M12/20, PC
SPCK131815G	SPCK131815T	4 x Pg16/21 + 8 x Pg9/13.5, PC

Ensto Cubo S 125 x 250 x 125 mm



Grey cover	Transparent cover	Description
SPCP132513G	SPCP132513T	Plain sides, polycarbonate
SABP132513G	SABP132513T	Plain sides, ABS
SPCM132513G	SPCM132513T	4 x M20/25, PC

Ensto Cubo S 175 x 175 x 75 mm

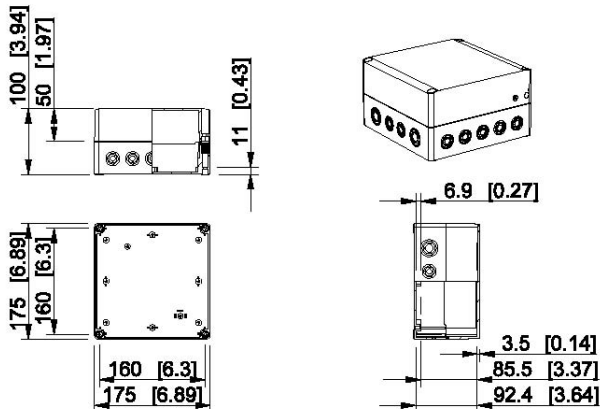


Grey cover	Transparent cover	Description
SPCP181808G	SPCP181808T	Plain sides, polycarbonate
SABP181808G	SABP181808T	Plain sides, ABS
SPCM181808G	SPCM181808T	4 x M12/20 + 4 x M16/25 + 10 x M12/20, PC
SPCK181808G	SPCK181808T	4 x Pg16/21 + 4 x Pg9/16 + 10 x Pg9/13.5, PC

Dimensional drawings, Ensto Cubo S

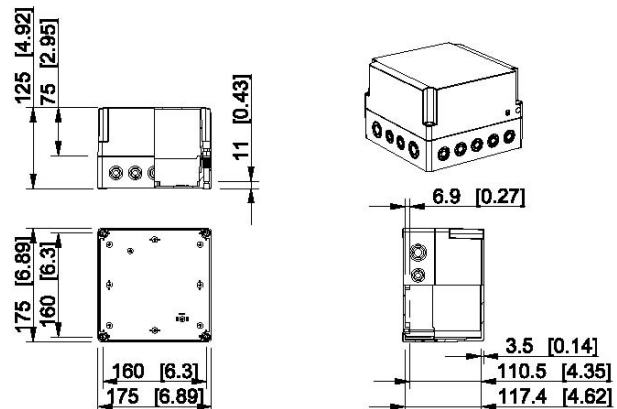
Dimensions in mm [inch]

Ensto Cubo S 175 x 175 x 100 mm



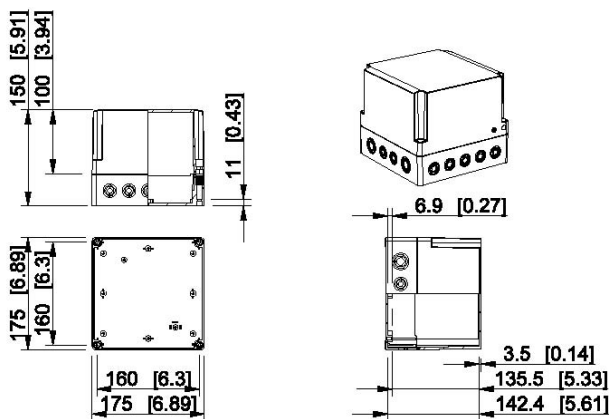
Grey cover	Transparent cover	Description
SPCP181810G	SPCP181810T	Plain sides, polycarbonate
SABP181810G	SABP181810T	Plain sides, ABS
SPCM181810G	SPCM181810T	4 x M12/20 + 4 x M16/25 + 10 x M12/20, PC
SPCK181810G	SPCK181810T	4 x Pg16/21 + 4 x Pg9/16 + 10 x Pg9/13.5, PC

Ensto Cubo S 175 x 175 x 125 mm



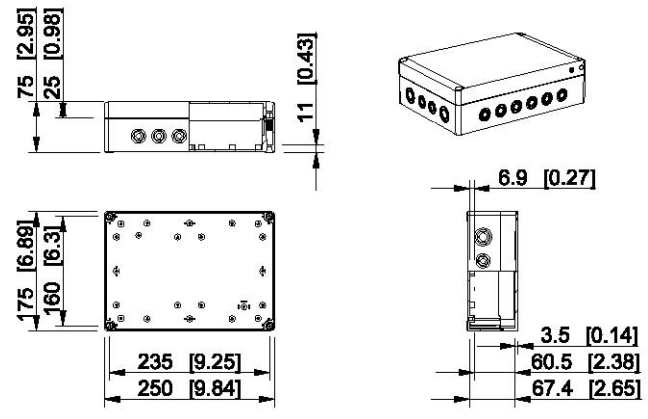
Grey cover	Transparent cover	Description
SPCP181813G	SPCP181813T	Plain sides, polycarbonate
SABP181813G	SABP181813T	Plain sides, ABS
SPCM181813G	SPCM181813T	4 x M12/20 + 4 x M16/25 + 10 x M12/20, PC
SPCK181813G	SPCK181813T	4 x Pg16/21 + 4 x Pg9/16 + 10 x Pg9/13.5, PC

Ensto Cubo S 175 x 175 x 150 mm



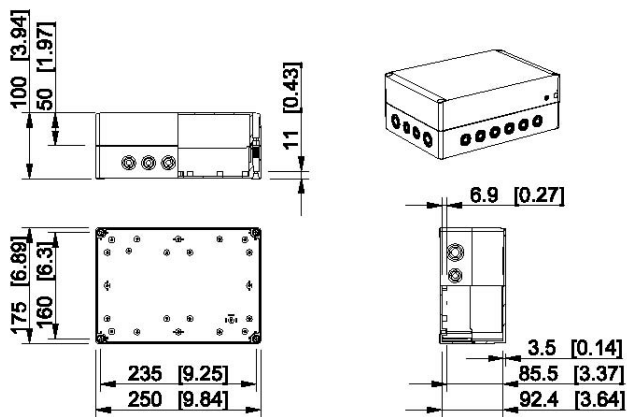
Grey cover	Transparent cover	Description
SPCP181815G	SPCP181815T	Plain sides, polycarbonate
SABP181815G	SABP181815T	Plain sides, ABS
SPCM181815G	SPCM181815T	4 x M12/20 + 4 x M16/25 + 10 x M12/20, PC
SPCK181815G	SPCK181815T	4 x Pg16/21 + 4 x Pg9/16 + 10 x Pg9/13.5, PC

Ensto Cubo S 175 x 250 x 75 mm



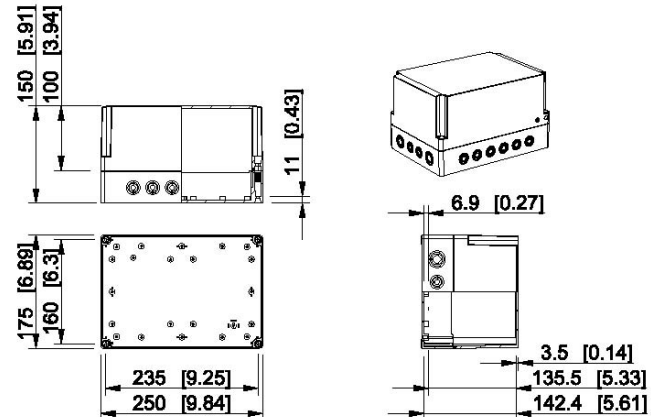
Grey cover	Transparent cover	Description
SPCP182508G	SPCP182508T	Plain sides, polycarbonate
SABP182508G	SABP182508T	Plain sides, ABS
SPCM182508G	SPCM182508T	4 x M12/20 + 4 x M16/25 + 12 x M12/20, PC
SPCK182508G	SPCK182508T	4 x Pg16/21 + 4 x Pg9/16 + 12 x Pg9/13.5, PC

Ensto Cubo S 175 x 250 x 100 mm



Grey cover	Transparent cover	Description
SPCP182510G	SPCP182510T	Plain sides, polycarbonate
SABP182510G	SABP182510T	Plain sides, ABS
SPCM182510G	SPCM182510T	4 x M12/20 + 4 x M16/25 + 12 x M12/20, PC
SPCK182510G	SPCK182510T	4 x Pg16/21 + 4 x Pg9/16 + 12 x Pg9/13.5, PC

Ensto Cubo S 175 x 250 x 150 mm



Grey cover	Transparent cover	Description
SPCP182515G	SPCP182515T	Plain sides, polycarbonate
SABP182515G	SABP182515T	Plain sides, ABS
SPCM182515G	SPCM182515T	4 x M12/20 + 4 x M16/25 + 12 x M12/20, PC
SPCK182515G	SPCK182515T	4 x Pg16/21 + 4 x Pg9/16 + 12 x Pg9/13.5, PC

Ensto Cubo D enclosures IP 66/67

Sizes 53 x 55 x 36 to 230 x 300 x 111 mm



Ensto Cubo D enclosure in brief:

- Available with plain sides
- Dimensioned according to the European Norm enclosures
- Has modern design with faceted corners and cover plugs
- Includes fastening pods inside the cover
- Has slots in the base for printed circuit boards.

Contents of the product package:

- Enclosure base
- Cover
- Cover screws
- Mounting screws
- Cover plugs for cover screws

Customising services available for this product:

- Machining
- Prints
- Colour service
- Assembly of components

Further information on our customising services is available on page 12.

Conformity	
PC enclosures:	CE RoHS FI UL cUL PC GL
ABS enclosures:	CE RoHS FI PC
Technical information	
Degree of protection:	IP 66/67
Impact resistance:	PC: IK 08 (-25 °C... +35 °C) ABS: IK 07 (+35 °C)/IK 06 (-25 °C)
Flammability rating:	PC: UL 746C 5V ABS: UL 94 HB
Insulation:	Enclosure enables insulation suitable for class II assemblies
Material	
Base/cover:	Polycarbonate or ABS
Cover screws:	Stainless steel
Gasket:	PUR (polyurethane)
Knockout alternatives	
PC and ABS enclosures:	Plain sides
Standard colour	
Base:	Grey RAL 7035
Cover:	Grey RAL 7035 or transparent

Material based technical information is available on page 5.



Ensto Cubo D enclosures include fastening pods inside the cover.



Ensto Cubo D enclosures have a modern design with faceted corners and cover plugs.



The enclosure has unique slots in the base for printed circuit boards.

Product cards, dimensional drawings and 3D models can be found at www.ensto.com.

Ensto Cubo D enclosures

Ensto Cubo D enclosures, polycarbonate

Product code	Description	External dimensions (mm)				Inner depth (mm)	Package size (pcs)	EAN 13 code
		Width	Height	Depth	Base depth			
Grey cover								
DPCP050504G		53	55	36	26	27.5	18	6418677150005
DPCP050704G		53	65	36	26	25.0	15	6418677150043
DPCP080806G		80	82	56	41	42.0	12	6418677150081
DPCP080809G		80	82	86	71	72.0	12	6418677150128
DPCP081206G		80	120	56	41	42.0	18	6418677150166
DPCP081209G		80	120	86	71	72.0	9	6418677150203
DPCP081606G		80	160	56	41	42.0	12	6418677150241
DPCP081609G		80	160	86	71	72.0	12	6418677150289
DPCP121206G		120	122	56	41	42.0	12	6418677150326
DPCP121209G		120	122	86	71	72.0	12	6418677150364
DPCP121609G		120	160	91	61	77.5	8	6418677150401
DPCP122009G		120	200	86	71	72.0	8	6418677150487
DPCP152008G		150	200	76	61	62.0	10	6418677150562
DPCP162409G		160	240	91	76	77.5	10	6418677150609
DPCP162412G		160	240	121	76	107.5	8	6418677150647
DPCP233009G		230	300	86	56	72.5	7	6418677150722
DPCP233011G		230	300	111	56	97.5	7	6418677150760



DPCP080806G

Product code	Description	External dimensions (mm)				Inner depth (mm)	Package size (pcs)	EAN 13 code
		Width	Height	Depth	Base depth			
Transparent cover								
DPCP050504T		53	55	36	26	27.5	18	6418677150012
DPCP050704T		53	65	36	26	25.0	15	6418677150050
DPCP080806T		80	82	56	41	42.0	12	6418677150098
DPCP080809T		80	82	86	71	72.0	12	6418677150135
DPCP081206T		80	120	56	41	42.0	18	6418677150173
DPCP081209T		80	120	86	71	72.0	9	6418677150210
DPCP081606T		80	160	56	41	42.0	12	6418677150258
DPCP081609T		80	160	86	71	72.0	12	6418677150296
DPCP121206T		120	122	56	41	42.0	12	6418677150333
DPCP121209T		120	122	86	71	72.0	12	6418677150371
DPCP121609T		120	160	91	61	77.5	8	6418677150418
DPCP122009T		120	200	86	71	72.0	8	6418677150494
DPCP152008T		150	200	76	61	62.0	10	6418677150579
DPCP162409T		160	240	91	76	77.5	10	6418677150616
DPCP162412T		160	240	121	76	107.5	8	6418677150654
DPCP233009T		230	300	86	56	72.5	7	6418677150739
DPCP233011T		230	300	111	56	97.5	7	6418677150777



DPCP080809T

Ensto Cubo D enclosures, ABS

Product code	Description	External dimensions (mm)				Inner depth (mm)	Package size (pcs)	EAN 13 code
		Width	Height	Depth	Base depth			
Grey cover								
DABP050504G		53	55	36	26	27.5	18	6418677150029
DABP050704G		53	65	36	26	25.0	15	6418677150067
DABP080806G		80	82	56	41	42.0	12	6418677150104
DABP080809G		80	82	86	71	72.0	12	6418677150142
DABP081206G		80	120	56	41	42.0	18	6418677150180
DABP081209G		80	120	86	71	72.0	9	6418677150227
DABP081606G		80	160	56	41	42.0	12	6418677150265
DABP081609G		80	160	86	71	72.0	12	6418677150302
DABP121206G		120	122	56	41	42.0	12	6418677150340
DABP121209G		120	122	86	71	72.0	12	6418677150388
DABP121609G		120	160	91	61	77.5	8	6418677150425
DABP122009G		120	200	86	71	72.0	8	6418677150500
DABP152008G		150	200	76	61	62.0	10	6418677150586
DABP162409G		160	240	91	76	77.5	10	6418677150623
DABP162412G		160	240	121	76	107.5	8	6418677150661
DABP233009G		230	300	86	56	72.5	7	6418677150746
DABP233011G		230	300	111	56	97.5	7	6418677150784



DABP121206G

Ensto Cubo D enclosures

Ensto Cubo D enclosures, ABS


Product code	Description	External dimensions (mm)				Inner depth (mm)	Package size (pcs)	EAN 13 code
		Width	Height	Depth	Base depth			
Transparent cover								
DABP050504T		53	55	36	26	27.5	18	6418677150036
DABP050704T		53	65	36	26	25.0	15	6418677150074
DABP080806T		80	82	56	41	42.0	12	6418677150111
DABP080809T		80	82	86	71	72.0	12	6418677150159
DABP081206T		80	120	56	41	42.0	18	6418677150197
DABP081209T		80	120	86	71	72.0	9	6418677150234
DABP081606T		80	160	56	41	42.0	12	6418677150272
DABP081609T		80	160	86	71	72.0	12	6418677150319
DABP121206T		120	122	56	41	42.0	12	6418677150357
DABP121209T		120	122	86	71	72.0	12	6418677150395
DABP121609T		120	160	91	61	77.5	8	6418677150432
DABP122009T		120	200	86	71	72.0	8	6418677150517
DABP152008T		150	200	76	61	62.0	10	6418677150593
DABP162409T		160	240	91	76	77.5	10	6418677150630
DABP162412T		160	240	121	76	107.5	8	6418677150678
DABP233009T		230	300	86	56	72.5	7	6418677150753
DABP233011T		230	300	111	56	97.5	7	6418677150791



DABP122009T

Mounting plates and DIN rails

Product code	Description	Dimensions(mm)	Package size (pcs)	EAN 13 code
Mounting plates, galvanized steel				
DMP0808	For 80 x 82 mm enclosures	55 x 65 x 1.5	10	6418677150821
DMP0812	For 80 x 120 mm enclosures	65 x 93 x 1.5	10	6418677150838
DMP0816	For 80 x 160 mm enclosures	65 x 133 x 1.5	10	6418677150845
DMP1212	For 120 x 122 mm enclosures	95 x 105 x 1.5	10	6418677150852
DMP1216	For 120 x 160 mm enclosures	105 x 132 x 1.5	10	6418677150869
DMP1220	For 120 x 200 mm enclosures	105 x 172 x 1.5	10	6418677150876
DMP1520	For 150 x 200 mm enclosures	133 x 172 x 1.5	10	6418677150890
DMP1624	For 160 x 240 mm enclosures	145 x 213 x 1.5	10	6418677150906
DMP2330	For 230 x 300 mm enclosures	210 x 285 x 1.5	10	6418677150920
DIN rails 15 mm, DIN 46277/3, galvanized steel				
DR15016.4	For 53 x 55 mm enclosures	15 x 26	10	6418677150937
DR15038.4	For 53 x 63 mm enclosures	15 x 48	10	6418677150944
DR15058.4	For 80 x 82 mm enclosures	15 x 68	10	6418677150951
DR15096.4	For 80 x 120 mm and 120 x 122 mm enclosures	15 x 106	10	6418677150975
DR15136.4	For 80 x 160 mm and 120 x 160 mm enclosures	15 x 146	10	6418677150999
DIN rails 35 mm, DIN 46277/3, galvanized steel				
DR35058.4	For 80 x 82 mm enclosures	35 x 68	10	6418677150968
DR35096.4	For 80 x 120 mm and 120 x 122 mm enclosures	35 x 106	10	6418677150982
DR35136.4	For 80 x 160 mm and 120 x 160 mm enclosures	35 x 146	10	6418677151002
DR35160.4	For 150 x 200 mm enclosures	35 x 170	10	6418677151071
DR35176.4	For 120 x 200 mm enclosures	35 x 186	10	6418677151057
DR35215.4	For 160 x 240 mm enclosures	35 x 225	10	6418677156120
DR35275.4	For 230 x 300 mm enclosures	35 x 285	10	6418677151101



DMP0808

Ensto Cubo D enclosures

Other accessories

Product code	Description	Dimensions (mm)	Package size (pcs)	EAN 13 code
DSH1	Hinge pair	28 x 28	1	6418677156144
DFL1	Fastening lug, set of 4	33 x 21 x 9.5	1	6418677151125
DCP1	Cover plug		50	6418677151149
DLS1	Cover screw, short	3 x 18/10	100	6418677151163
DLSA1.02	Screw set, 2 short cover screws DLS1 and 2 mounting screws DMS1 and cover plugs DCP1	3 x 18/10	1	6438100070113
DLSA1.04	Screw set, 4 short cover screws DLS1 and 4 mounting screws DMS1 and cover plugs DCP1	3 x 18/10	1	6418677151293
DLSA1.06	Screw set, 6 short cover screws DLS1 and 4 mounting screws DMS1 and cover plugs DCP1	3 x 50/10	1	6418677151309
DLS2	Cover screw, long, for 162412 and 233011	3 x 50/10	1	6418677151279
DLSA2.06	Screw set, 6 long cover screws DLS2 and 4 mounting screws DMS1	3 x 50/10	1	6438100087692
DLS3	Cover screw, TORX TX20	3 x 18/10	48	6418677151286
DMS1	Mounting screw	3 x 7	100	6418677151156



Hinge pair, DSH1.



Fastening lug set, DFL1.



Cover plug, DCP1.



Cover screw, short, DLS1.



Cover screw, long, DLS2.



Cover screw, TORX TX20, DLS3.

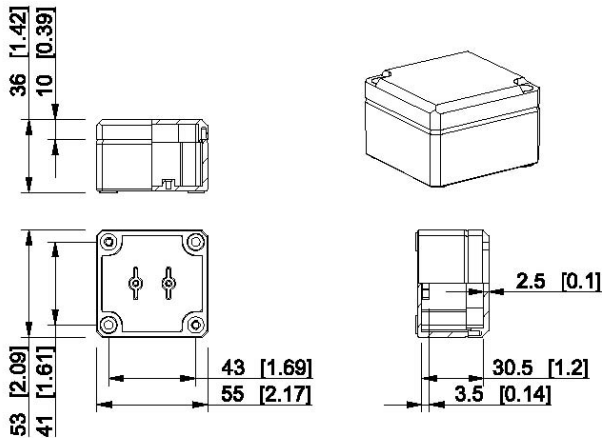


Mounting screw, DMS1.

Dimensional drawings, Ensto Cubo D

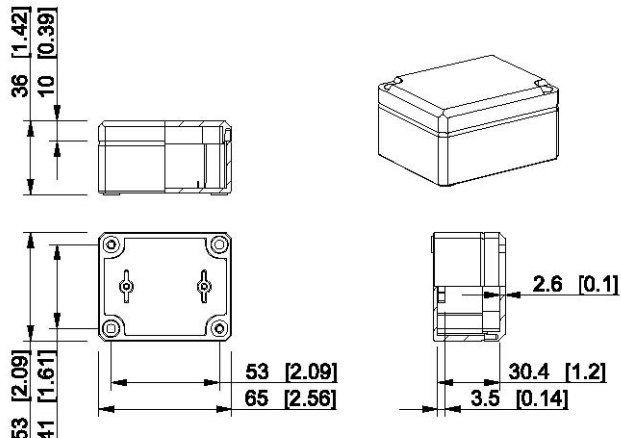
Dimensions in mm [inch]

Ensto Cubo D 53 x 55 x 36 mm



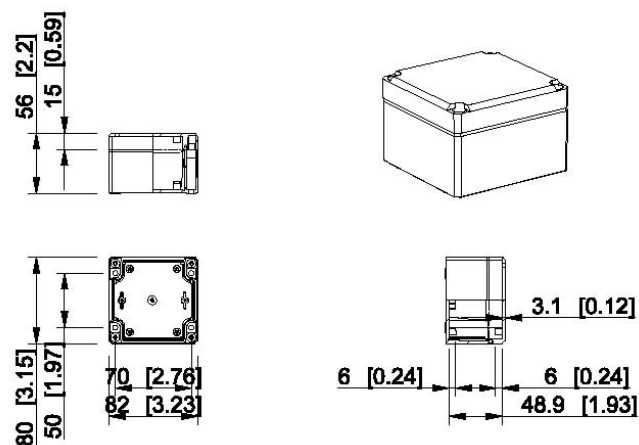
Grey cover	Transparent cover	Description
DPCP050504G	DPCP050504T	Plain sides, polycarbonate
DABP050504G	DABP050504T	Plain sides, ABS

Ensto Cubo D 53 x 65 x 36 mm



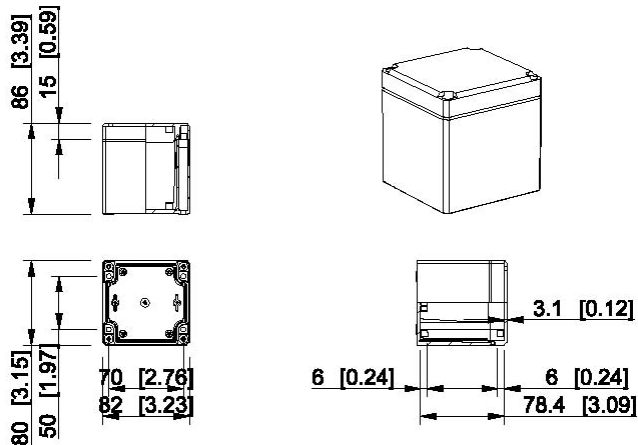
Grey cover	Transparent cover	Description
DPCP050704G	DPCP050704T	Plain sides, polycarbonate
DABP050704G	DABP050704T	Plain sides, ABS

Ensto Cubo D 80 x 82 x 56 mm



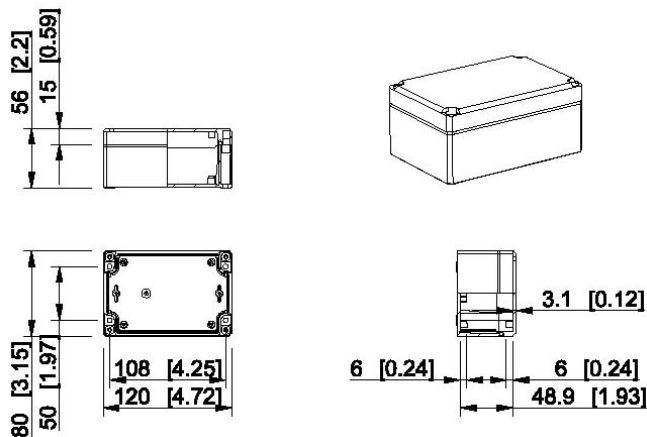
Grey cover	Transparent cover	Description
DPCP080806G	DPCP080806T	Plain sides, polycarbonate
DABP080806G	DABP080806T	Plain sides, ABS

Ensto Cubo D 80 x 82 x 86 mm



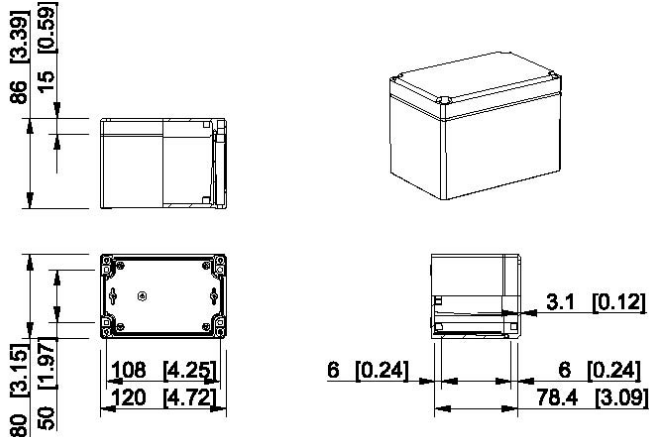
Grey cover	Transparent cover	Description
DPCP080809G	DPCP080809T	Plain sides, polycarbonate
DABP080809G	DABP080809T	Plain sides, ABS

Ensto Cubo D 80 x 120 x 56 mm



Grey cover	Transparent cover	Description
DPCP081206G	DPCP081206T	Plain sides, polycarbonate
DABP081206G	DABP081206T	Plain sides, ABS

Ensto Cubo D 80 x 120 x 86 mm

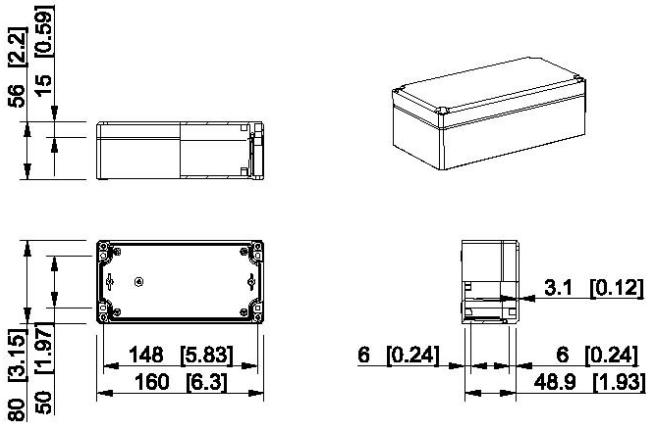


Grey cover	Transparent cover	Description
DPCP081209G	DPCP081209T	Plain sides, polycarbonate
DABP081209G	DABP081209T	Plain sides, ABS

Dimensional drawings, Ensto Cubo D

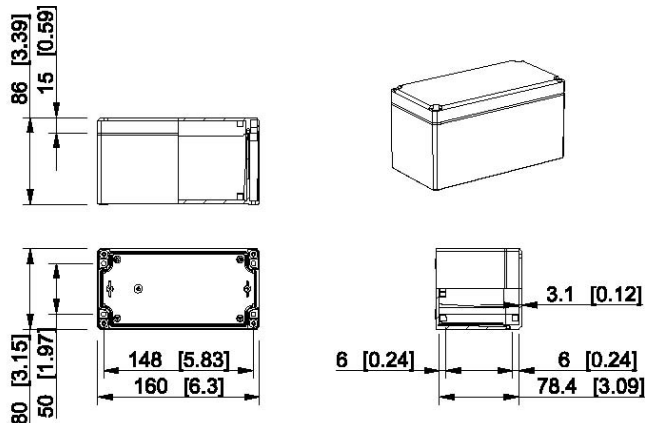
Dimensions in mm [inch]

Ensto Cubo D 80 x 160 x 56 mm



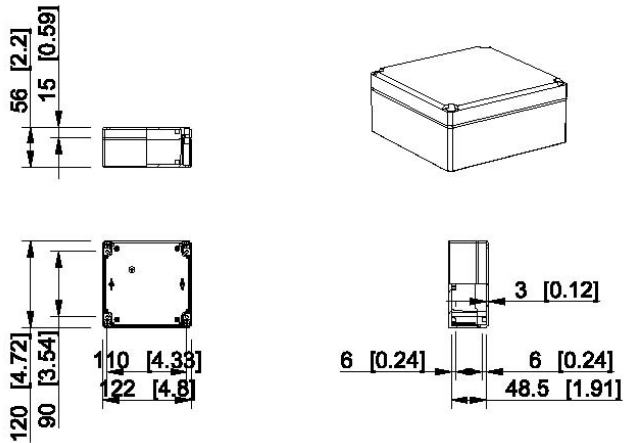
Grey cover	Transparent cover	Description
DPCP081606G	DPCP081606T	Plain sides, polycarbonate
DABP081606G	DABP081606T	Plain sides, ABS

Ensto Cubo D 80 x 160 x 86 mm



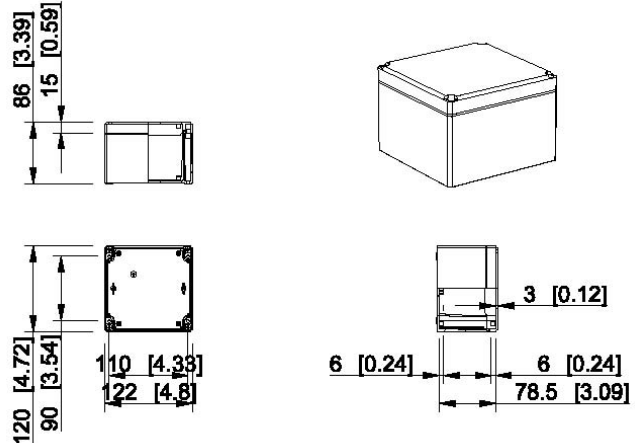
Grey cover	Transparent cover	Description
DPCP081609G	DPCP081609T	Plain sides, polycarbonate
DABP081609G	DABP081609T	Plain sides, ABS

Ensto Cubo D 120 x 122 x 56 mm



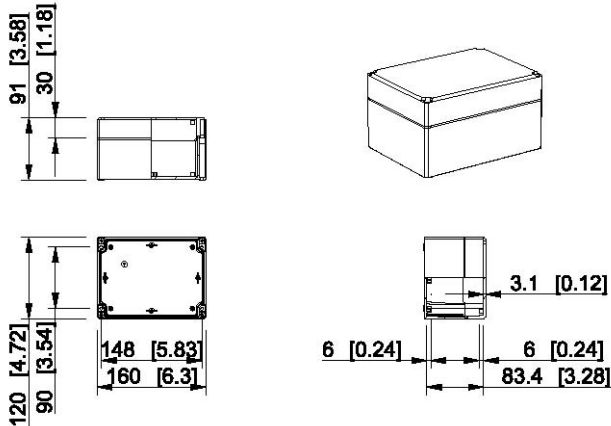
Grey cover	Transparent cover	Description
DPCP121206G	DPCP121206T	Plain sides, polycarbonate
DABP121206G	DABP121206T	Plain sides, ABS

Ensto Cubo D 120 x 122 x 86 mm



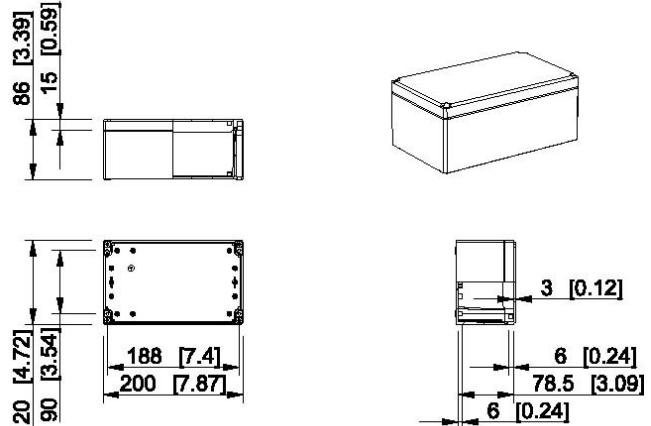
Grey cover	Transparent cover	Description
DPCP121209G	DPCP121209T	Plain sides, polycarbonate
DABP121209G	DABP121209T	Plain sides, ABS

Ensto Cubo D 120 x 160 x 91 mm



Grey cover	Transparent cover	Description
DPCP121609G	DPCP121609T	Plain sides, polycarbonate
DABP121609G	DABP121609T	Plain sides, ABS

Ensto Cubo D 120 x 200 x 86 mm

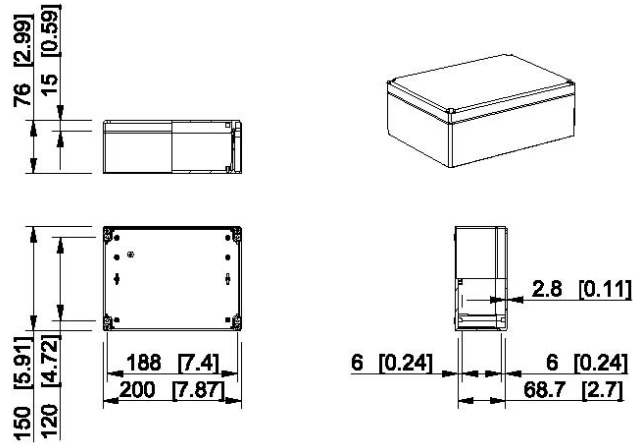


Grey cover	Transparent cover	Description
DPCP122009G	DPCP122009T	Plain sides, polycarbonate
DABP122009G	DABP122009T	Plain sides, ABS

Dimensional drawings, Ensto Cubo D

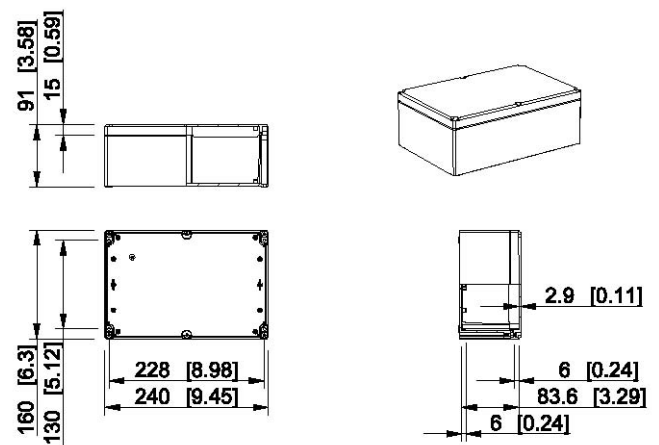
Dimensions in mm [inch]

Ensto Cubo D 150 x 200 x 76 mm



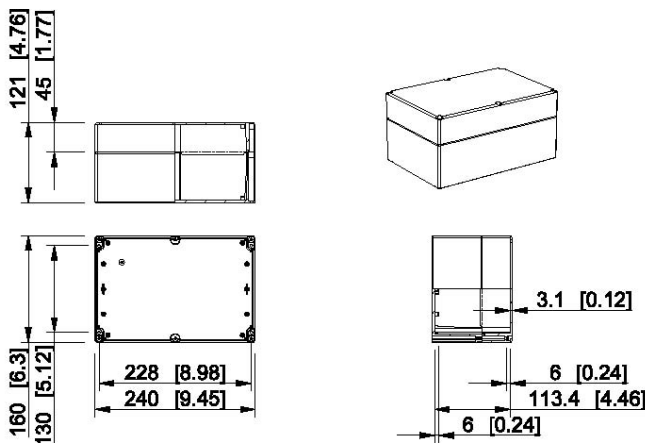
Grey cover	Transparent cover	Description
DPCP152008G	DPCP152008T	Plain sides, polycarbonate
DABP152008G	DABP152008T	Plain sides, ABS

Ensto Cubo D 160 x 240 x 91 mm



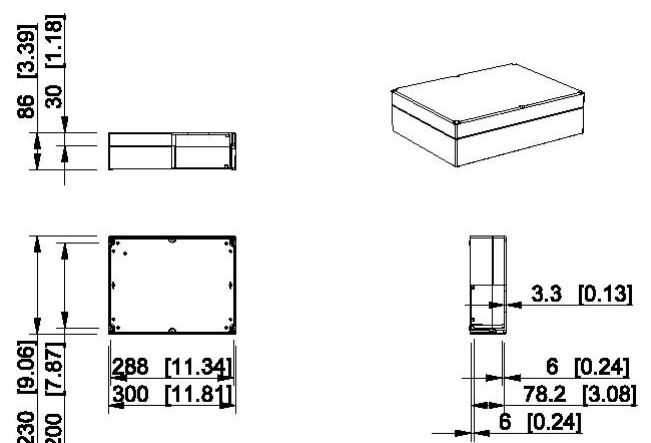
Grey cover	Transparent cover	Description
DPCP162409G	DPCP162409T	Plain sides, polycarbonate
DABP162409G	DABP162409T	Plain sides, ABS

Ensto Cubo D 160 x 240 x 121 mm



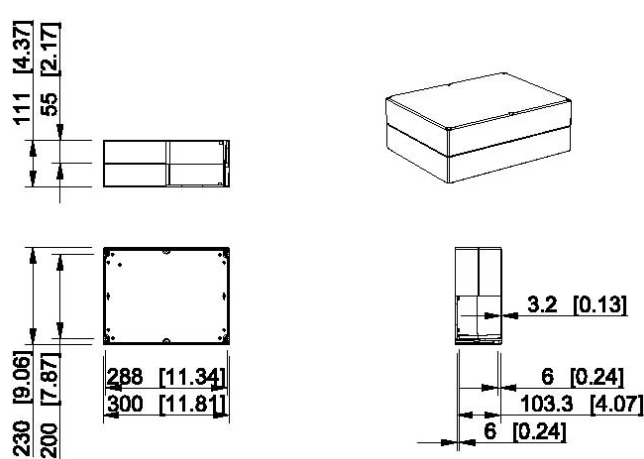
Grey cover	Transparent cover	Description
DPCP162412G	DPCP162412T	Plain sides, polycarbonate
DABP162412G	DABP162412T	Plain sides, ABS

Ensto Cubo D 230 x 300 x 86 mm



Grey cover	Transparent cover	Description
DPCP233009G	DPCP233009T	Plain sides, polycarbonate
DABP233009G	DABP233009T	Plain sides, ABS

Ensto Cubo D 230 x 300 x 111 mm



Grey cover	Transparent cover	Description
DPCP233011G	DPCP233011T	Plain sides, polycarbonate
DABP233011G	DABP233011T	Plain sides, ABS

This box is intentionally left empty.

Ensto Cubo O enclosures IP 66/67

Sizes 200 x 200 x 132 to 400 x 600 x 187 mm



Ensto Cubo O enclosure in brief:

- Available with plain sides or with metric knockouts
- Available in 8 base sizes, one base depth and one cover height
- A 55 mm deep extension frame available for alternative depths in all sizes. Several extension frames can be used on top of each other in one enclosure.
- Cover and cover screws equipped with sealing holes
- Cover can also be mounted onto the back of the base
- Wide range of accessories available.

Contents of the product package:

A 132 mm deep standard enclosure includes:

- Enclosure base
- Cover
- Cover screws
- Mounting screws

A 187 mm deep standard enclosure includes:

- Enclosure base
- Cover
- Extension frame
- Cover screws
- Mounting screws
- Screws for the extension frame

Customising services available for this product:

- Machining
- Prints
- Colour service
- Assembly of components

Further information on our customising services is available on page 12.

Conformity

PC enclosures: GL

ABS enclosures:

Technical information

Degree of protection: IP 66/67
 Impact resistance: PC: IK 08 (-25 °C... +35 °C)
 ABS: IK 08 (+35 °C)/IK 07 (-25 °C)
 Flammability rating: PC: UL 746C 5V
 ABS: UL 94 HB
 Insulation: Enclosure enables insulation suitable for class II assemblies

Material

Base: ABS or fibreglass reinforced polycarbonate
 Cover: ABS or polycarbonate
 Cover screws: Fibreglass reinforced polyamide
 Gasket: PUR (polyurethane)


Knockout alternatives

PC enclosures: Plain sides, metric knockouts
 ABS enclosures: Plain sides

Standard colour

Base: Grey RAL 7035
 Cover: Grey RAL 7035 or transparent

Material based technical information is available on page 5.



Adjustable elevators are available for the base corner slots allowing the mounting of plates and panels at any height.



It is possible to mount the cover onto the back of the base of the Ensto Cubo O enclosure.

Product cards, dimensional drawings and 3D models can be found at www.ensto.com.

Ensto Cubo O enclosures

Ensto Cubo O enclosures with plain sides, polycarbonate

Product code	Description	External dimensions (mm)				Inner depth (mm)	Package size (pcs)	EAN 13 code
		Width	Height	Depth	Base depth			
Grey cover								
OPCP202013G		200	200	132	102	115	1	6418677184413
OPCP203013G		200	300	132	102	115	1	6418677184420
OPCP204013G		200	400	132	102	115	1	6418677184437
OPCP303013G		300	300	132	102	115	1	6418677184444
OPCP304013G		300	400	132	102	115	1	6418677184451
OPCP306013G		300	600	132	102	115	1	6418677184468
OPCP404013G		400	400	132	102	115	1	6438100112813
OPCP406013G		400	600	132	102	115	1	6418677184475
OPCP202018G	Incl. extension frame	200	200	187	102 + 55	170	1	6418677184628
OPCP203018G	Incl. extension frame	200	300	187	102 + 55	170	1	6418677184635
OPCP204018G	Incl. extension frame	200	400	187	102 + 55	170	1	6418677184642
OPCP303018G	Incl. extension frame	300	300	187	102 + 55	170	1	6418677184659
OPCP304018G	Incl. extension frame	300	400	187	102 + 55	170	1	6418677184666
OPCP306018G	Incl. extension frame	300	600	187	102 + 55	170	1	6418677184673
OPCP404018G	Incl. extension frame	400	400	187	102 + 55	170	1	6438100112820
OPCP406018G	Incl. extension frame	400	600	187	102 + 55	170	1	6418677184680
Transparent cover								
OPCP202013T		200	200	132	102	115	1	6418677184345
OPCP203013T		200	300	132	102	115	1	6418677184352
OPCP204013T		200	400	132	102	115	1	6418677184369
OPCP303013T		300	300	132	102	115	1	6418677184376
OPCP304013T		300	400	132	102	115	1	6418677184383
OPCP306013T		300	600	132	102	115	1	6418677184390
OPCP404013T		400	400	132	102	115	1	6438100112790
OPCP406013T		400	600	132	102	115	1	6418677184406
OPCP202018T	Incl. extension frame	200	200	187	102 + 55	170	1	6418677184697
OPCP203018T	Incl. extension frame	200	300	187	102 + 55	170	1	6418677184703
OPCP204018T	Incl. extension frame	200	400	187	102 + 55	170	1	6418677184710
OPCP303018T	Incl. extension frame	300	300	187	102 + 55	170	1	6418677184727
OPCP304018T	Incl. extension frame	300	400	187	102 + 55	170	1	6418677184734
OPCP306018T	Incl. extension frame	300	600	187	102 + 55	170	1	6418677184741
OPCP404018T	Incl. extension frame	400	400	187	102 + 55	170	1	6438100112806
OPCP406018T	Incl. extension frame	400	600	187	102 + 55	170	1	6418677184758



OPCP202013G



OPCP304013T

Ensto Cubo O enclosures with plain sides, ABS

Product code	Description	External dimensions (mm)				Inner depth (mm)	Package size (pcs)	EAN 13 code
		Width	Height	Depth	Base depth			
Grey cover								
OABP202013G		200	200	132	102	115	1	6418677184550
OABP203013G		200	300	132	102	115	1	6418677184567
OABP204013G		200	400	132	102	115	1	6418677184574
OABP303013G		300	300	132	102	115	1	6418677184581
OABP304013G		300	400	132	102	115	1	6418677184598
OABP306013G		300	600	132	102	115	1	6418677184604
OABP404013G		400	400	132	102	115	1	6438100112851
OABP406013G		400	600	132	102	115	1	6418677184611
OABP202018G	Incl. extension frame	200	200	187	102 + 55	170	1	6418677184765
OABP203018G	Incl. extension frame	200	300	187	102 + 55	170	1	6418677184772
OABP204018G	Incl. extension frame	200	400	187	102 + 55	170	1	6418677184789
OABP303018G	Incl. extension frame	300	300	187	102 + 55	170	1	6418677184796
OABP304018G	Incl. extension frame	300	400	187	102 + 55	170	1	6418677184802
OABP306018G	Incl. extension frame	300	600	187	102 + 55	170	1	6418677184819
OABP404018G	Incl. extension frame	400	400	187	102 + 55	170	1	6438100112868
OABP406018G	Incl. extension frame	400	600	187	102 + 55	170	1	6418677184826
Transparent cover								
OABP202013T		200	200	132	102	115	1	6418677184482
OABP203013T		200	300	132	102	115	1	6418677184499
OABP204013T		200	400	132	102	115	1	6418677184505
OABP303013T		300	300	132	102	115	1	6418677184512
OABP304013T		300	400	132	102	115	1	6418677184529
OABP306013T		300	600	132	102	115	1	6418677184536
OABP404013T		400	400	132	102	115	1	6438100112837
OABP406013T		400	600	132	102	115	1	6418677184543
OABP202018T	Incl. extension frame	200	200	187	102 + 55	170	1	6418677184833
OABP203018T	Incl. extension frame	200	300	187	102 + 55	170	1	6418677184840
OABP204018T	Incl. extension frame	200	400	187	102 + 55	170	1	6418677184857
OABP303018T	Incl. extension frame	300	300	187	102 + 55	170	1	6418677184864
OABP304018T	Incl. extension frame	300	400	187	102 + 55	170	1	6418677184871
OABP306018T	Incl. extension frame	300	600	187	102 + 55	170	1	6418677184888
OABP404018T	Incl. extension frame	400	400	187	102 + 55	170	1	6438100112844
OABP406018T	Incl. extension frame	400	600	187	102 + 55	170	1	6418677184895



OPCP203018G



OPCP406018T

Ensto Cubo O enclosures

Ensto Cubo O enclosures with metric knockouts, polycarbonate


Product code	Knockouts	External dimensions (mm)				Inner depth (mm)	Package size (pcs)	EAN 13 code
		Width	Height	Depth	Base depth			
Grey cover								
OPCM303013G	12 x M20 + 1 x M16/25 + 8 x M20 + 4 x M25/40	300	300	132	102	115	1	6418677157899
OPCM304013G	8 x M12/20 + 5 x M16/25 + 12 x M12/20 + 1 x M32/40	300	400	132	102	115	1	6418677157905
OPCM306013G	8 x M12/20 + 5 x M16/25 + 12 x M12/20 + 1 x M32/40	300	600	132	102	115	1	6418677157912
OPCM303018G	12 x M20 + 1 x M16/25 + 8 x M20 + 4 x M25/40, incl. extension frame	300	300	187	102 + 55	170	1	6418677157950
OPCM304018G	8 x M12/20 + 5 x M16/25 + 12 x M12/20 + 1 x M32/40, incl. extension frame	300	400	187	102 + 55	170	1	6418677157967
OPCM306018G	8 x M12/20 + 5 x M16/25 + 12 x M12/20 + 1 x M32/40, incl. extension frame	300	600	187	102 + 55	170	1	6418677157974
Transparent cover								
OPCM303013T	12 x M20 + 1 x M16/25 + 8 x M20 + 4 x M25/40	300	300	132	102	115	1	6418677157929
OPCM304013T	8 x M12/20 + 5 x M16/25 + 12 x M12/20 + 1 x M32/40	300	400	132	102	115	1	6418677157936
OPCM306013T	8 x M12/20 + 5 x M16/25 + 12 x M12/20 + 1 x M32/40	300	600	132	102	115	1	6418677157943
OPCM303018T	12 x M20 + 1 x M16/25 + 8 x M20 + 4 x M25/40, incl. extension frame	300	300	187	102 + 55	170	1	6418677157981
OPCM304018T	8 x M12/20 + 5 x M16/25 + 12 x M12/20 + 1 x M32/40, incl. extension frame	300	400	187	102 + 55	170	1	6418677157998
OPCM306018T	8 x M12/20 + 5 x M16/25 + 12 x M12/20 + 1 x M32/40, incl. extension frame	300	600	187	102 + 55	170	1	6418677158001



OPCM303013G



OPCM306018T



300 x 300 mm enclosures with metric knockouts as follows:
up: 12 x M20 + 1 x M16/25
down: 8 x M20 + 4 x M25/40

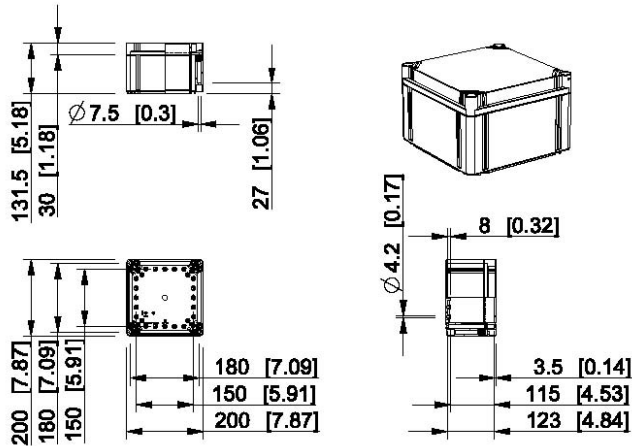
300 x 400/600 mm enclosures with metric knockouts as follows:
up: 12 x M12/20 + 1 x M32/40
down: 8 x M12/20 + 5 x M16/25

Accessories for Ensto Cubo O, C and W enclosures can be viewed on page 50.

Dimensional drawings, Ensto Cubo O

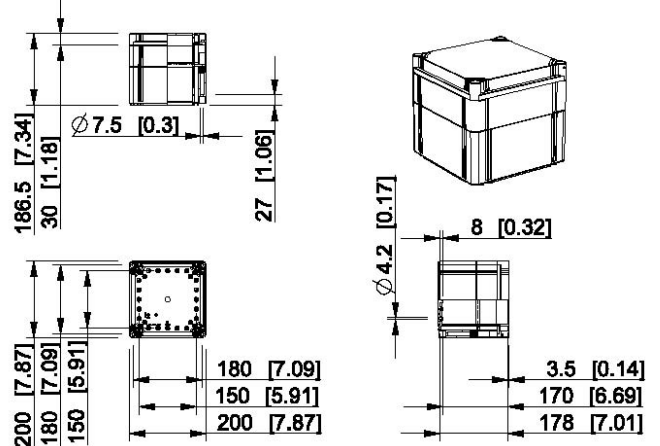
Dimensions in mm [inch]

Ensto Cubo O 200 x 200 x 132 mm



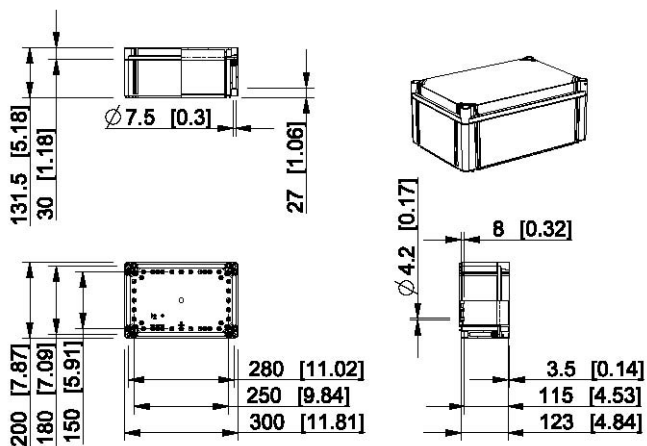
Grey cover	Transparent cover	Description
OPCP202013G	OPCP202013T	Plain sides, polycarbonate
OABP202013G	OABP202013T	Plain sides, ABS

Ensto Cubo O 200 x 200 x 187 mm



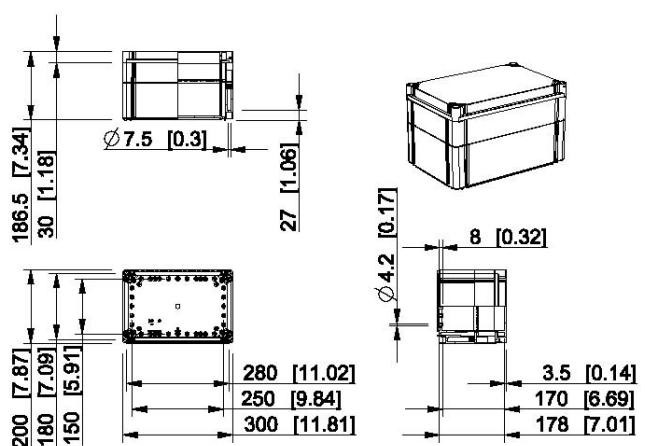
Grey cover	Transparent cover	Description
OPCP202018G	OPCP202018T	Plain sides, polycarbonate
OABP202018G	OABP202018T	Plain sides, ABS

Ensto Cubo O 200 x 300 x 132 mm



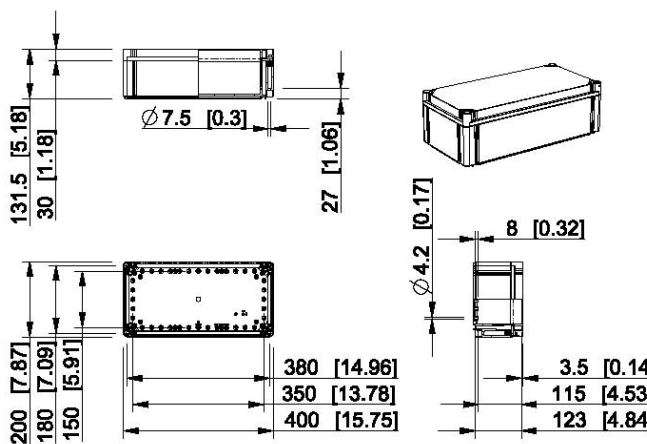
Grey cover	Transparent cover	Description
OPCP203013G	OPCP203013T	Plain sides, polycarbonate
OABP203013G	OABP203013T	Plain sides, ABS

Ensto Cubo O 200 x 300 x 187 mm



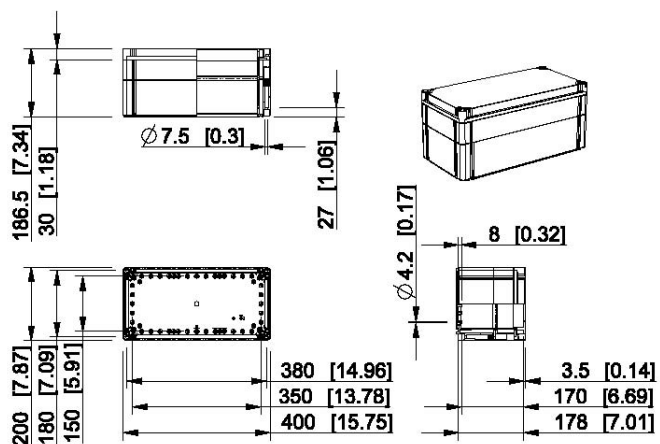
Grey cover	Transparent cover	Description
OPCP203018G	OPCP203018T	Plain sides, polycarbonate
OABP203018G	OABP203018T	Plain sides, ABS

Ensto Cubo O 200 x 400 x 132 mm



Grey cover	Transparent cover	Description
OPCP204013G	OPCP204013T	Plain sides, polycarbonate
OABP204013G	OABP204013T	Plain sides, ABS

Ensto Cubo O 200 x 400 x 187 mm

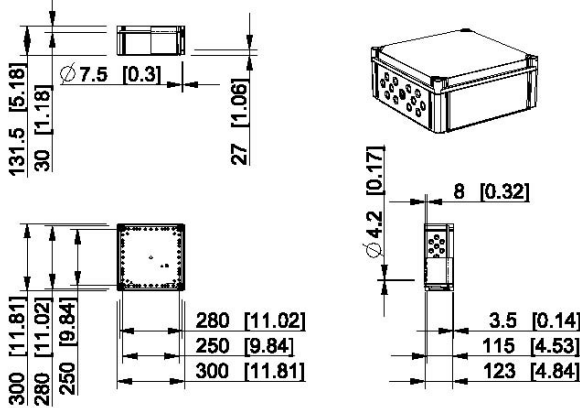


Grey cover	Transparent cover	Description
OPCP204018G	OPCP204018T	Plain sides, polycarbonate
OABP204018G	OABP204018T	Plain sides, ABS

Dimensional drawings, Ensto Cubo O

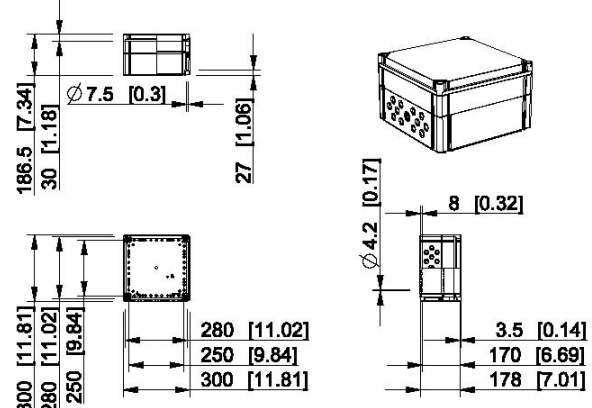
Dimensions in mm [inch]

Ensto Cubo O 300 x 300 x 132 mm



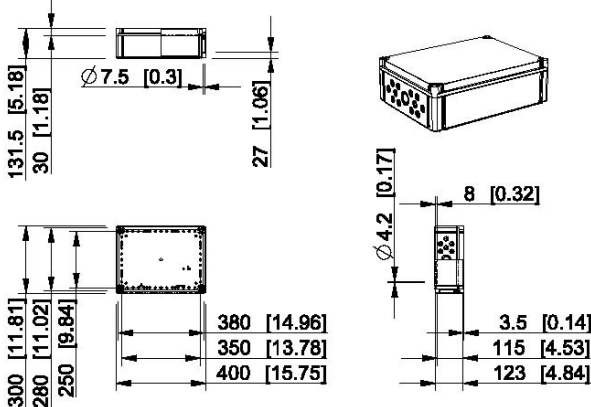
Grey cover	Transparent cover	Description
OPCP303013G	OPCP303013T	Plain sides, polycarbonate
OABP303013G	OABP303013T	Plain sides, ABS
OPCM303013G	OPCM303013T	12 x M20 + 1 x M16/25 + 8 x M20 + 4 x M25/40, PC

Ensto Cubo O 300 x 300 x 187 mm



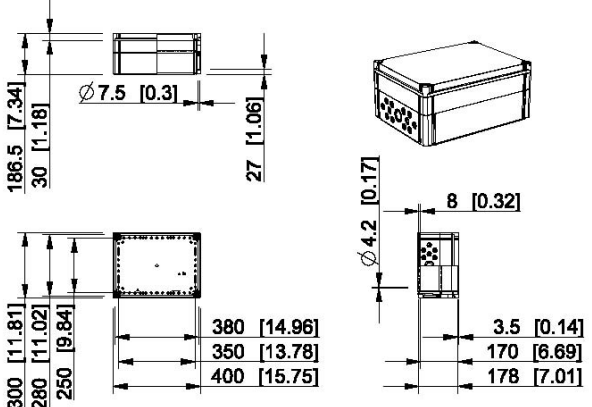
Grey cover	Transparent cover	Description
OPCP303018G	OPCP303018T	Plain sides, polycarbonate
OABP303018G	OABP303018T	Plain sides, ABS
OPCM303018G	OPCM303018T	12 x M20 + 1 x M16/25 + 8 x M20 + 4 x M25/40, PC

Ensto Cubo O 300 x 400 x 132 mm



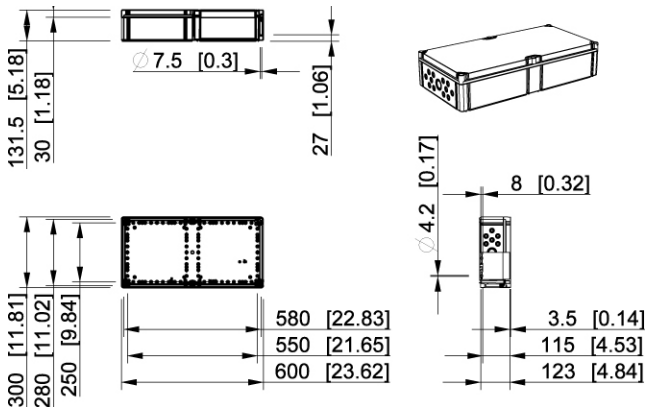
Grey cover	Transparent cover	Description
OPCP304013G	OPCP304013T	Plain sides, polycarbonate
OABP304013G	OABP304013T	Plain sides, ABS
OPCM304013G	OPCM304013T	8 x M12/20 + 5 x M16/25 + 12 x M12/20 + 1 x M32/40, PC

Ensto Cubo O 300 x 400 x 187 mm



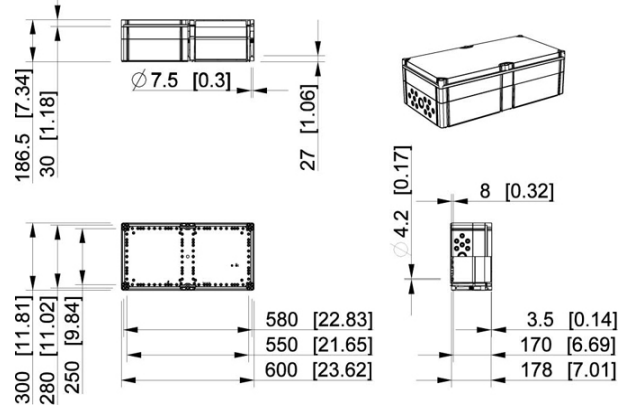
Grey cover	Transparent cover	Description
OPCP304018G	OPCP304018T	Plain sides, polycarbonate
OABP304018G	OABP304018T	Plain sides, ABS
OPCM304018G	OPCM304018T	8 x M12/20 + 5 x M16/25 + 12 x M12/20 + 1 x M32/40, PC

Ensto Cubo O 300 x 600 x 132 mm



Grey cover	Transparent cover	Description
OPCP306013G	OPCP306013T	Plain sides, polycarbonate
OABP306013G	OABP306013T	Plain sides, ABS
OPCM306013G	OPCM306013T	8 x M12/20 + 5 x M16/25 + 12 x M12/20 + 1 x M32/40, PC

Ensto Cubo O 300 x 600 x 187 mm

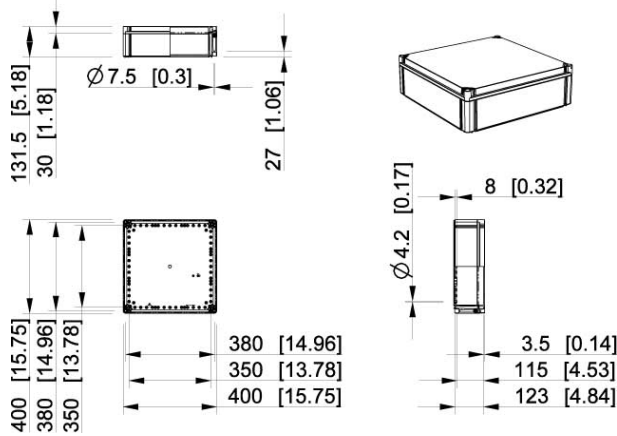


Grey cover	Transparent cover	Description
OPCP306018G	OPCP306018T	Plain sides, polycarbonate
OABP306018G	OABP306018T	Plain sides, ABS
OPCM306018G	OPCM306018T	8 x M12/20 + 5 x M16/25 + 12 x M12/20 + 1 x M32/40, PC

Dimensional drawings, Ensto Cubo O

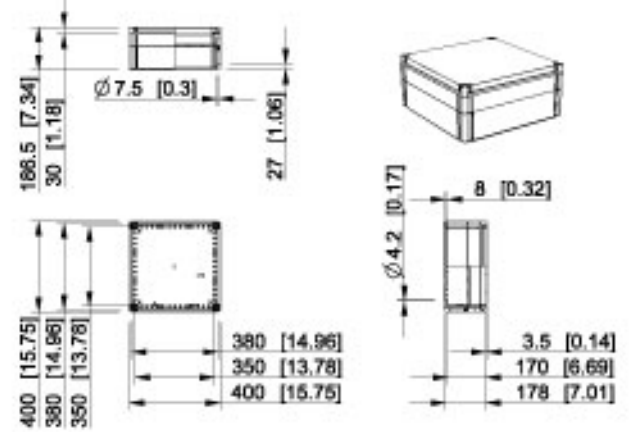
Dimensions in mm [inch]

Ensto Cubo O 400 x 400 x 132 mm



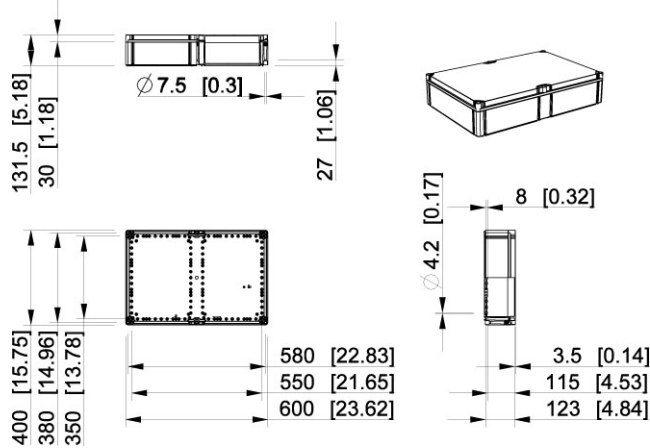
Grey cover	Transparent cover	Description
OPCP404013G	OPCP404013T	Plain sides, polycarbonate
OABP404013G	OABP404013T	Plain sides, ABS

Ensto Cubo O 400 x 400 x 187 mm



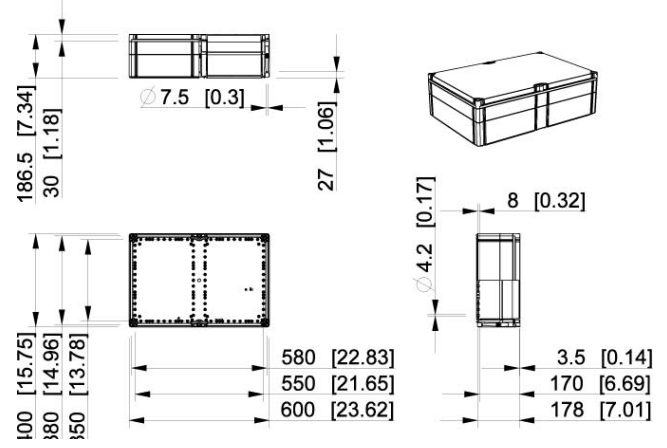
Grey cover	Transparent cover	Description
OPCP404018G	OPCP404018T	Plain sides, polycarbonate
OABP404018G	OABP404018T	Plain sides, ABS

Ensto Cubo O 400 x 600 x 132 mm



Grey cover	Transparent cover	Description
OPCP406013G	OPCP406013T	Plain sides, polycarbonate
OABP406013G	OABP406013T	Plain sides, ABS

Ensto Cubo O 400 x 600 x 187 mm



Grey cover	Transparent cover	Description
OPCP406018G	OPCP406018T	Plain sides, polycarbonate
OABP406018G	OABP406018T	Plain sides, ABS

Ensto Cubo C enclosures IP 66/67

Sizes 200 x 200 x 132 to 400 x 600 x 187 mm



Ensto Cubo C enclosure in brief:

- Available with flange knockouts
- Available in 8 base sizes, one base depth and one cover height
- A 55 mm deep extension frame available for alternative depths in all sizes. Several extension frames can be used on top of each other in one enclosure.
- Covers and cover screws equipped with sealing holes
- Cover can be mounted onto the back of the base
- Wide range of accessories available
- Based on the Ensto Cubo O enclosure series.

Contents of the product package:

A 132 mm deep standard enclosure includes:

- Enclosure base
- Cover
- Cover screws
- Mounting screws





A 187 mm deep standard enclosure includes:

- Enclosure base
- Cover
- Extension frame
- Cover screws
- Mounting screws
- Screws for the extension frame


Customising services available for this product:

- Machining
- Prints
- Colour service
- Assembly of components

Further information on our customising services is available on page 12.

Conformity	
PC enclosures:	CE    
Technical information	
Degree of protection:	IP 66/67
Impact resistance:	IK 08 (-25 °C... +35 °C)
Flammability rating:	UL 746C 5V
Insulation:	Enclosure enables insulation suitable for class II assemblies
Material	
Base:	Fibreglass reinforced polycarbonate
Cover:	Polycarbonate
Cover screws:	Fibreglass reinforced polyamide
Gasket:	PUR (polyurethane)
Knockout alternatives	
PC enclosures:	Flange knockouts
Standard colour	
Base:	Grey RAL 7035
Cover:	Grey RAL 7035 or transparent

Material based technical information is available on page 5.



Adjustable elevators are available for the base corner slots allowing the mounting of plates and panels at any height.



It is possible to mount the cover onto the back of the base of the Ensto Cubo C enclosure.

Product cards, dimensional drawings and 3D models can be found at www.ensto.com.

Ensto Cubo C enclosures

Ensto Cubo C enclosures with flange knockouts, polycarbonate

Product code	Description	External dimensions (mm)				Inner depth (mm)	Package size (pcs)	EAN 13 code
		Width	Height	Depth	Base depth			
Grey cover								
CPCF202013G	4 x F1 knockout	200	200	132	102	115	1	6418677172120
CPCF203013G	2 x F1 knockout + 2 x F2 knockout	200	300	132	102	115	1	6418677172137
CPCF204013G	2 x F1 knockout + 2 x F2 knockout	200	400	132	102	115	1	6418677172144
CPCF303013G	4 x F2 knockout	300	300	132	102	115	1	6418677172151
CPCF304013G	4 x F2 knockout	300	400	132	102	115	1	6418677172168
CPCF306013G	6 x F2 knockout	300	600	132	102	115	1	6418677172175
CPCF404013G	4 x F2 knockout	400	400	132	102	115	1	6438100112899
CPCF406013G	6 x F2 knockout	400	600	132	102	115	1	6418677172182
CPCF202018G	4 x F1 knockout *	200	200	187	102 + 55	170	1	6418677182167
CPCF203018G	2 x F1 knockout + 2 x F2 knockout *	200	300	187	102 + 55	170	1	6418677182174
CPCF204018G	2 x F1 knockout + 2 x F2 knockout *	200	400	187	102 + 55	170	1	6418677182181
CPCF303018G	4 x F2 knockout *	300	300	187	102 + 55	170	1	6418677182198
CPCF304018G	4 x F2 knockout *	300	400	187	102 + 55	170	1	6418677182204
CPCF306018G	6 x F2 knockout *	300	600	187	102 + 55	170	1	6418677182211
CPCF404018G	4 x F2 knockout	400	400	187	102 + 55	170	1	6438100112905
CPCF406018G	6 x F2 knockout *	400	600	187	102 + 55	170	1	6418677182228
Transparent cover								
CPCF202013T	4 x F1 knockout	200	200	132	102	115	1	6418677172199
CPCF203013T	2 x F1 knockout + 2 x F2 knockout	200	300	132	102	115	1	6418677172205
CPCF204013T	2 x F1 knockout + 2 x F2 knockout	200	400	132	102	115	1	6418677172212
CPCF303013T	4 x F2 knockout	300	300	132	102	115	1	6418677172229
CPCF304013T	4 x F2 knockout	300	400	132	102	115	1	6418677172236
CPCF306013T	6 x F2 knockout	300	600	132	102	115	1	6418677172243
CPCF404013T	4 x F2 knockout	400	400	132	102	115	1	6438100112875
CPCF406013T	6 x F2 knockout	400	600	132	102	115	1	6418677172250
CPCF202018T	4 x F1 knockout *	200	200	187	102 + 55	170	1	6418677182235
CPCF203018T	2 x F1 knockout + 2 x F2 knockout *	200	300	187	102 + 55	170	1	6418677182242
CPCF204018T	2 x F1 knockout + 2 x F2 knockout *	200	400	187	102 + 55	170	1	6418677182259
CPCF303018T	4 x F2 knockout *	300	300	187	102 + 55	170	1	6418677182266
CPCF304018T	4 x F2 knockout *	300	400	187	102 + 55	170	1	6418677182273
CPCF306018T	6 x F2 knockout *	300	600	187	102 + 55	170	1	6418677182280
CPCF404018T	4 x F2 knockout	400	400	187	102 + 55	170	1	6438100112882
CPCF406018T	6 x F2 knockout *	400	600	187	102 + 55	170	1	6418677182297

* Incl. extension frame



CPCF202013G



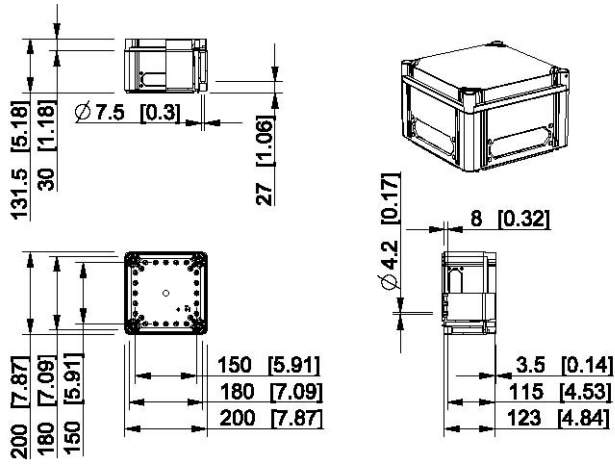
CPCF203018T

Accessories for Ensto Cubo O, C and W enclosures can be viewed on page 50.

Dimensional drawings, Ensto Cubo C

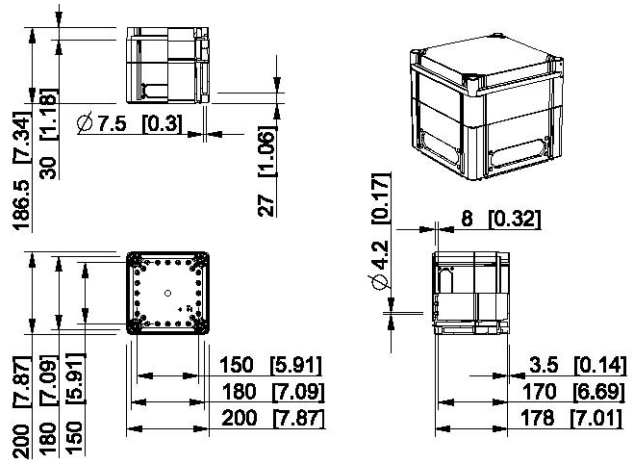
Dimensions in mm [inch]

Ensto Cubo C 200 x 200 x 132 mm



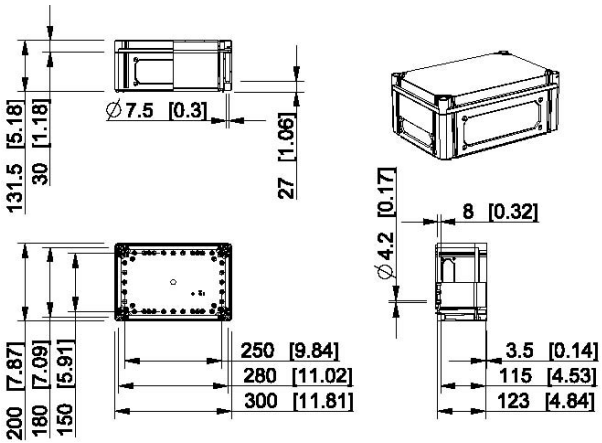
Grey cover	Transparent cover	Description
CPCF202013G	CPCF202013T	4 x F1 knockout, PC

Ensto Cubo C 200 x 200 x 187 mm



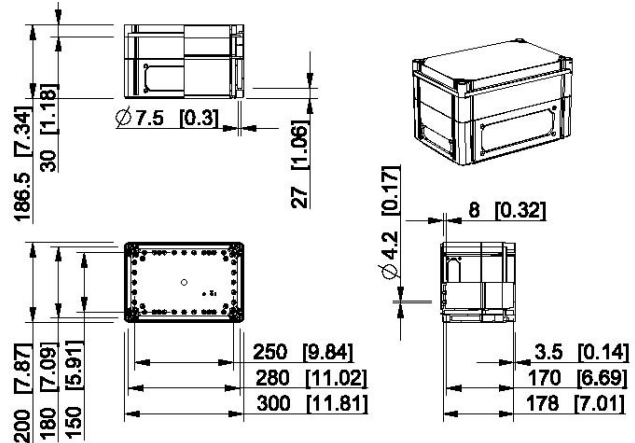
Grey cover	Transparent cover	Description
CPCF202018G	CPCF202018T	4 x F1 knockout, PC

Ensto Cubo C 200 x 300 x 132 mm



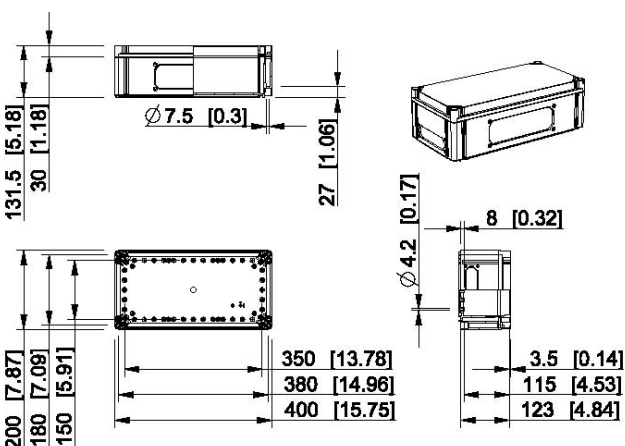
Grey cover	Transparent cover	Description
CPCF203013G	CPCF203013T	2 x F1 knockout + 2 x F2 knockout, PC

Ensto Cubo C 200 x 300 x 187 mm



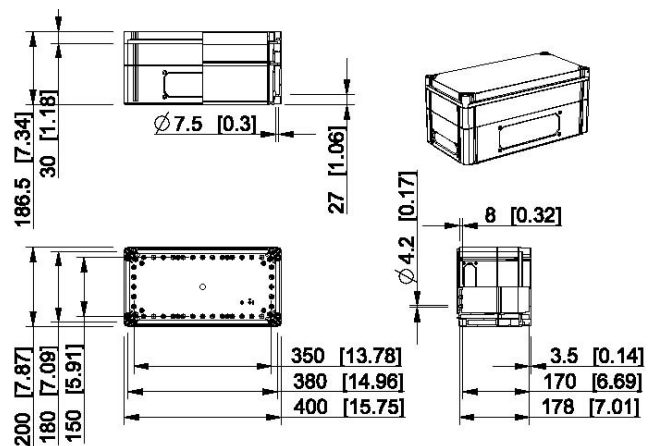
Grey cover	Transparent cover	Description
CPCF203018G	CPCF203018T	2 x F1 knockout + 2 x F2 knockout, PC

Ensto Cubo C 200 x 400 x 132 mm



Grey cover	Transparent cover	Description
CPCF204013G	CPCF204013T	2 x F1 knockout + 2 x F2 knockout, PC

Ensto Cubo C 200 x 400 x 187 mm

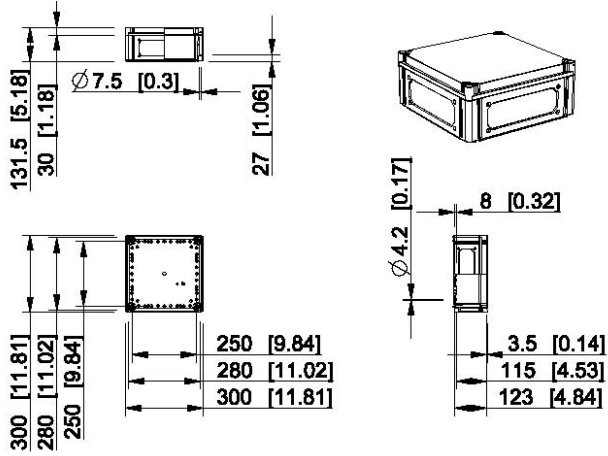


Grey cover	Transparent cover	Description
CPCF204018G	CPCF204018T	2 x F1 knockout + 2 x F2 knockout, PC

Dimensional drawings, Ensto Cubo C

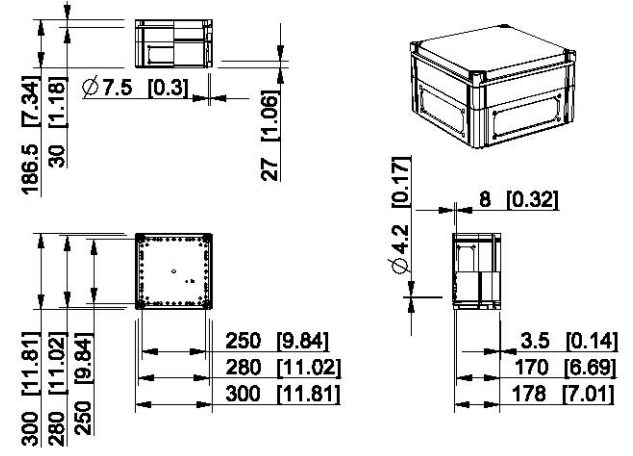
Dimensions in mm [inch]

Ensto Cubo C 300 x 300 x 132 mm



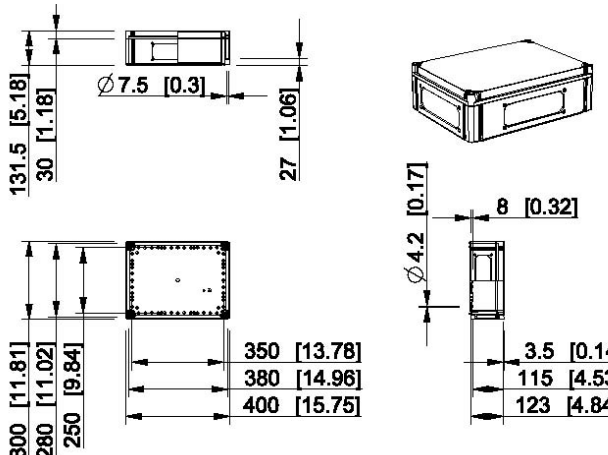
Grey cover	Transparent cover	Description
CPCF303013G	CPCF303013T	4 x F2 knockout, PC

Ensto Cubo C 300 x 300 x 187 mm



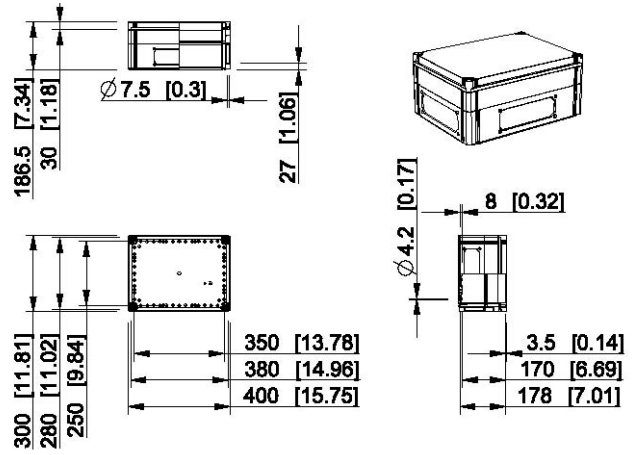
Grey cover	Transparent cover	Description
CPCF303018G	CPCF303018T	4 x F2 knockout, PC

Ensto Cubo C 300 x 400 x 132 mm



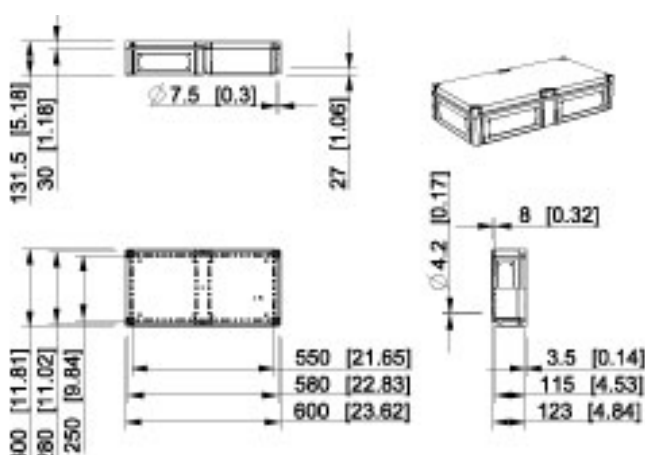
Grey cover	Transparent cover	Description
CPCF304013G	CPCF304013T	4 x F2 knockout, PC

Ensto Cubo C 300 x 400 x 187 mm



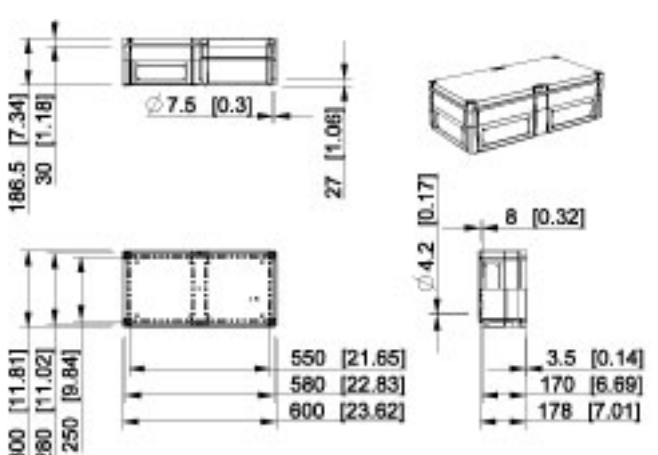
Grey cover	Transparent cover	Description
CPCF304018G	CPCF304018T	4 x F2 knockout, PC

Ensto Cubo C 300 x 600 x 132 mm



Grey cover	Transparent cover	Description
CPCF306013G	CPCF306013T	6 x F2 knockout, PC

Ensto Cubo C 300 x 600 x 187 mm



Grey cover	Transparent cover	Description
CPCF306018G	CPCF306018T	6 x F2 knockout, PC

Dimensional drawings, Ensto Cubo C

Dimensions in mm [inch]

Ensto Cubo C 400 x 400 x 132 mm

Technical drawing showing top, side, and perspective views of the Ensto Cubo C 400 x 400 x 132 mm. Dimensions are provided in mm and inches.

Grey cover	Transparent cover	Description
CPCF404013G	CPCF404013T	4 x F2 knockout, PC

Ensto Cubo C 400 x 400 x 187 mm

Technical drawing showing top, side, and perspective views of the Ensto Cubo C 400 x 400 x 187 mm. Dimensions are provided in mm and inches.

Grey cover	Transparent cover	Description
CPCF404018G	CPCF404018T	4 x F2 knockout, PC

Ensto Cubo C 400 x 600 x 132 mm

Technical drawing showing top, side, and perspective views of the Ensto Cubo C 400 x 600 x 132 mm. Dimensions are provided in mm and inches.

Grey cover	Transparent cover	Description
CPCF406013G	CPCF406013T	6 x F2 knockout, PC

Ensto Cubo C 400 x 600 x 187 mm

Technical drawing showing top, side, and perspective views of the Ensto Cubo C 400 x 600 x 187 mm. Dimensions are provided in mm and inches.

Grey cover	Transparent cover	Description
CPCF406018G	CPCF406018T	6 x F2 knockout, PC

Ensto Cubo W wall cabinets IP 66/67

Sizes 200 x 200 x 132 to 400 x 600 x 187 mm



Ensto Cubo W wall cabinets in brief:

- Available with plain sides
- Has pre-assembled hinges and quick release latches as standard
- Available in 8 base sizes, one base depth and one cover height
- A 55 mm deep extension frame available for alternative depths in all sizes
- Based on the Ensto Cubo O enclosure series
- Is easily locked with a padlock, without any other accessories
- Wide range of accessories available.

Contents of the product package:

A 132 mm deep standard enclosure includes:

- Enclosure base
- Cover
- Latches and hinges
- Mounting screws

A 187 mm deep standard enclosure includes:


- Enclosure base
- Cover
- Extension frame
- Latches and hinges
- Mounting screws
- Screws for the extension frame

Customising services available for this product:

- Machining
- Prints
- Colour service
- Assembly of components

Further information on our customising services is available on page 12.

Conformity

PC enclosures:    

Technical information

Degree of protection: IP 66/67
Impact resistance: IK 08 (-25 °C... +35 °C)
Flammability rating: UL 746C 5V
Insulation: Enclosure enables insulation suitable for class II assemblies

Material

Base: Fibreglass reinforced polycarbonate
Cover: Polycarbonate
Cover screws: Fibreglass reinforced polyamide
Gasket: PUR (polyurethane)


Knockout alternatives

PC enclosures: Plain sides

Standard colour

Base: Grey RAL 7035
Cover: Grey RAL 7035 or transparent

Material based technical information is available on page 5.



Adjustable elevators are available for the base corner slots allowing the mounting of plates and panels at any height.



The enclosure is easily locked with a padlock, without any other accessories.

Product cards, technical drawings and 3D models can be found at www.ensto.com.

Ensto Cubo W wall cabinets

Ensto Cubo W wall cabinets, plain sides, polycarbonate

Product code	Description	External dimensions (mm)				Inner depth (mm)	Package size (pcs)	EAN 13 code
		Width	Height	Depth	Base depth			
Grey cover								
WPCP202013G		200	200	132	102	115	1	6418677174308
WPCP203013G		200	300	132	102	115	1	6418677174315
WPCP204013G		200	400	132	102	115	1	6418677174322
WPCP303013G		300	300	132	102	115	1	6418677174339
WPCP304013G		300	400	132	102	115	1	6418677174346
WPCP306013G		300	600	132	102	115	1	6418677174353
WPCP404013G		400	400	132	102	115	1	6438100113285
WPCP406013G		400	600	132	102	115	1	6418677174377
WPCP202018G	Incl. extension frame	200	200	187	102 + 55	170	1	6418677174469
WPCP203018G	Incl. extension frame	200	300	187	102 + 55	170	1	6418677174476
WPCP204018G	Incl. extension frame	200	400	187	102 + 55	170	1	6418677174483
WPCP303018G	Incl. extension frame	300	300	187	102 + 55	170	1	6418677174490
WPCP304018G	Incl. extension frame	300	400	187	102 + 55	170	1	6418677174506
WPCP306018G	Incl. extension frame	300	600	187	102 + 55	170	1	6418677174513
WPCP404018G	Incl. extension frame	400	400	187	102 + 55	170	1	6438100113308
WPCP406018G	Incl. extension frame	400	600	187	102 + 55	170	1	6418677174537
Transparent cover								
WPCP202013T		200	200	132	102	115	1	6418677174384
WPCP203013T		200	300	132	102	115	1	6418677174391
WPCP204013T		200	400	132	102	115	1	6418677174407
WPCP303013T		300	300	132	102	115	1	6418677174414
WPCP304013T		300	400	132	102	115	1	6418677174421
WPCP306013T		300	600	132	102	115	1	6418677174438
WPCP404013T		400	400	132	102	115	1	6438100113292
WPCP406013T		400	600	132	102	115	1	6418677174452
WPCP202018T	Incl. extension frame	200	200	187	102 + 55	170	1	6418677174544
WPCP203018T	Incl. extension frame	200	300	187	102 + 55	170	1	6418677174551
WPCP204018T	Incl. extension frame	200	400	187	102 + 55	170	1	6418677174568
WPCP303018T	Incl. extension frame	300	300	187	102 + 55	170	1	6418677174575
WPCP304018T	Incl. extension frame	300	400	187	102 + 55	170	1	6418677174582
WPCP306018T	Incl. extension frame	300	600	187	102 + 55	170	1	6418677174599
WPCP404018T	Incl. extension frame	400	400	187	102 + 55	170	1	6438100113315
WPCP406018T	Incl. extension frame	400	600	187	102 + 55	170	1	6418677174612



WPCP202013G



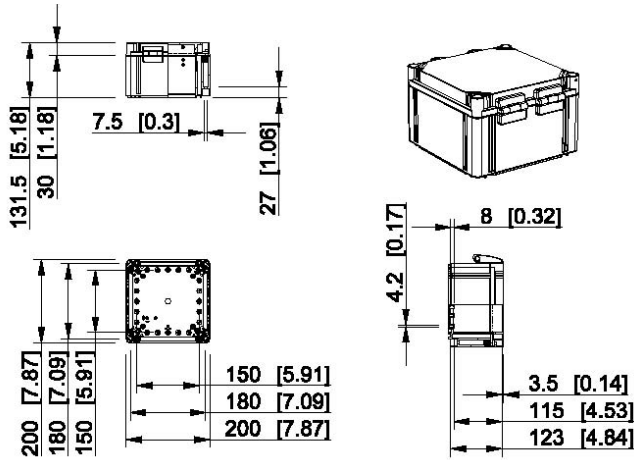
WPCP406018T

Accessories for Ensto Cubo O, C and W enclosures can be viewed on page 50.

Technical drawings, Ensto Cubo W

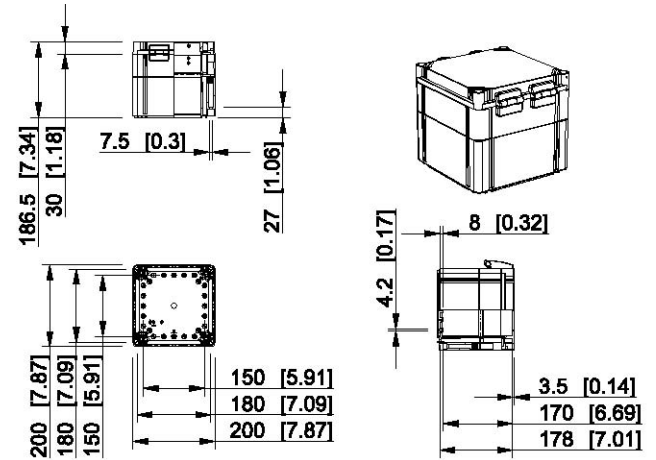
Dimensions in mm [inch]

Ensto Cubo W 200 x 200 x 132 mm



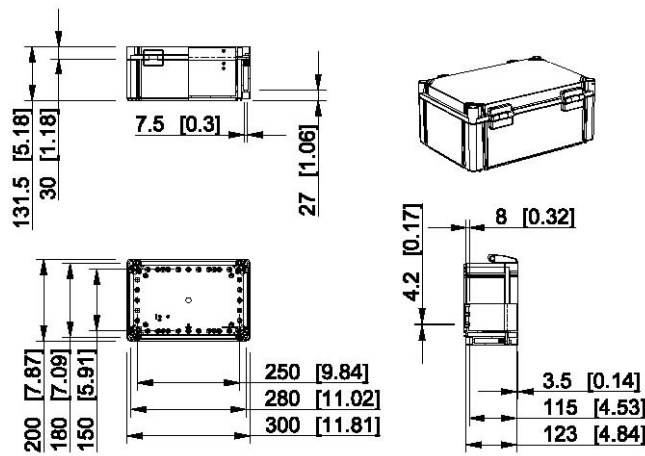
Grey cover	Transparent cover	Description
WPCP202013G	WPCP202013T	Plain sides, polycarbonate

Ensto Cubo W 200 x 200 x 187 mm



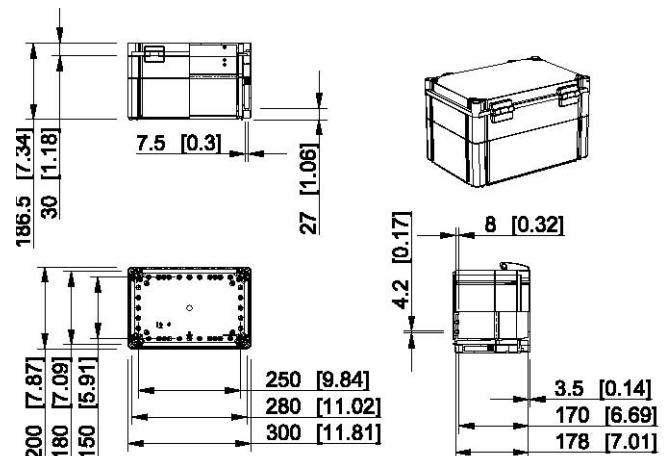
Grey cover	Transparent cover	Description
WPCP202018G	WPCP202018T	Plain sides, polycarbonate

Ensto Cubo W 200 x 300 x 132 mm



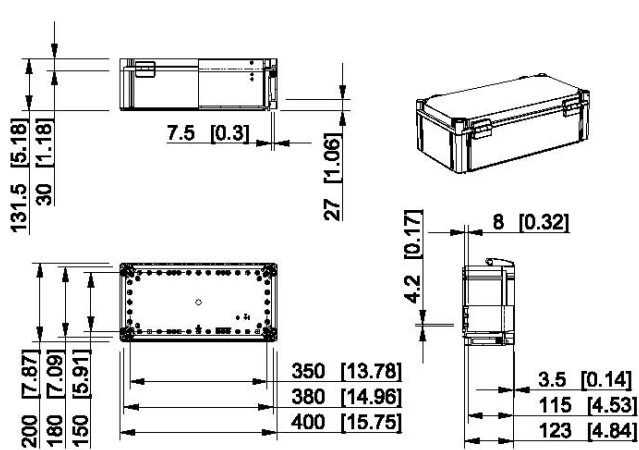
Grey cover	Transparent cover	Description
WPCP203013G	WPCP203013T	Plain sides, polycarbonate

Ensto Cubo W 200 x 300 x 187 mm



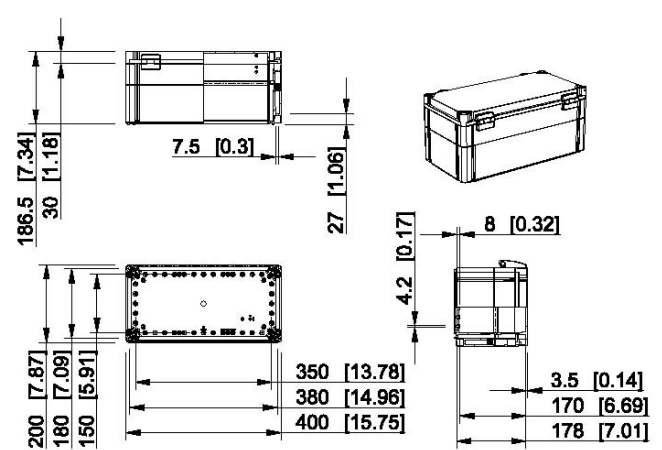
Grey cover	Transparent cover	Description
WPCP203018G	WPCP203018T	Plain sides, polycarbonate

Ensto Cubo W 200 x 400 x 132 mm



Grey cover	Transparent cover	Description
WPCP204013G	WPCP204013T	Plain sides, polycarbonate

Ensto Cubo W 200 x 400 x 187 mm

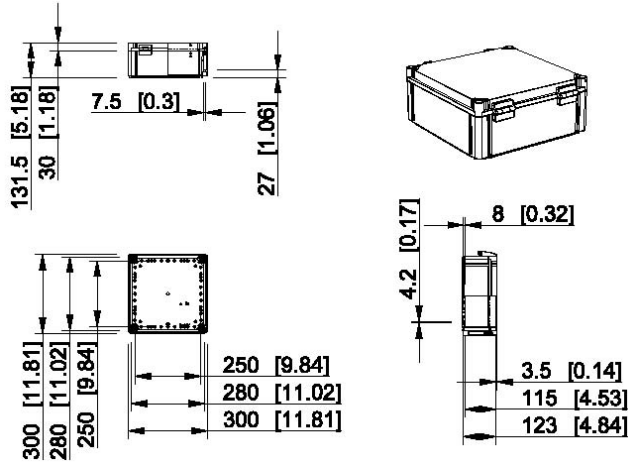


Grey cover	Transparent cover	Description
WPCP204018G	WPCP204018T	Plain sides, polycarbonate

Technical drawings, Ensto Cubo W

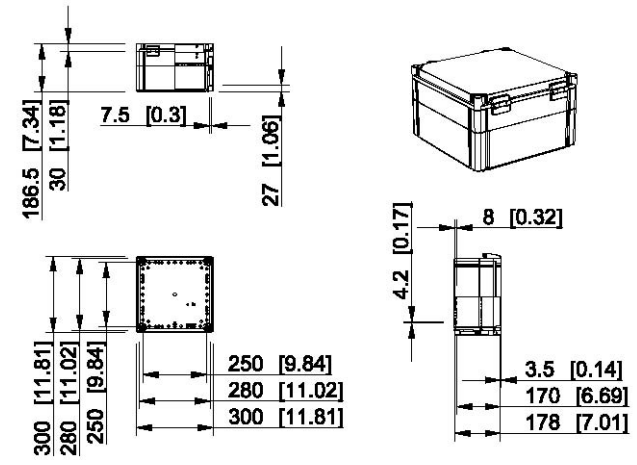
Dimensions in mm [inch]

Ensto Cubo W 300 x 300 x 132 mm



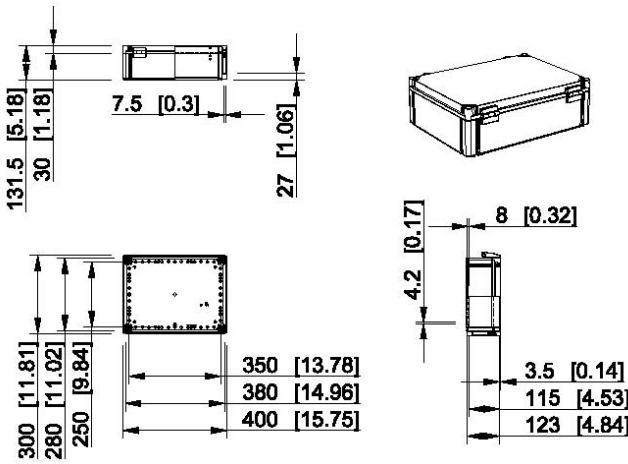
Grey cover	Transparent cover	Description
WPCP303013G	WPCP303013T	Plain sides, polycarbonate

Ensto Cubo W 300 x 300 x 187 mm



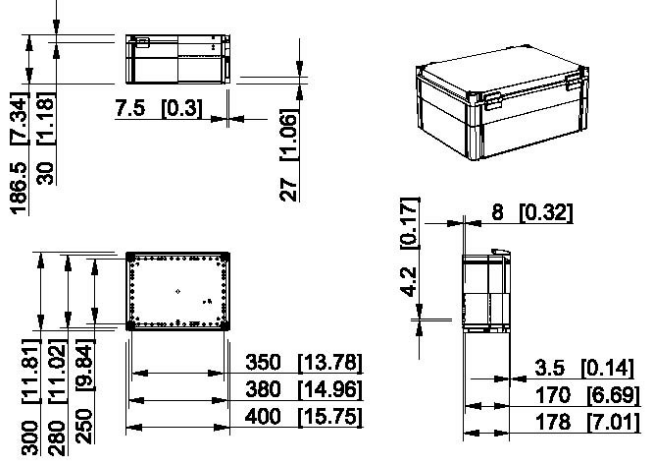
Grey cover	Transparent cover	Description
WPCP303018G	WPCP303018T	Plain sides, polycarbonate

Ensto Cubo W 300 x 400 x 132 mm



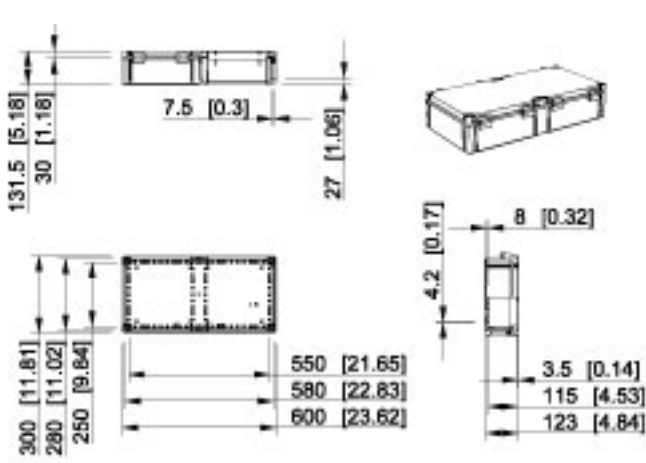
Grey cover	Transparent cover	Description
WPCP304013G	WPCP304013T	Plain sides, polycarbonate

Ensto Cubo W 300 x 400 x 187 mm



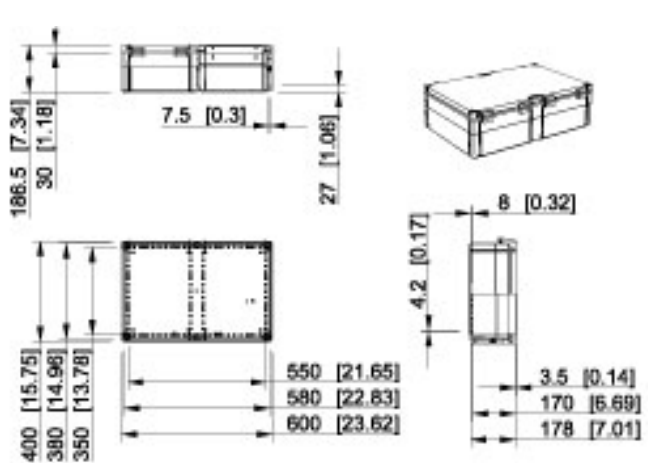
Grey cover	Transparent cover	Description
WPCP304018G	WPCP304018T	Plain sides, polycarbonate

Ensto Cubo W 300 x 600 x 132 mm



Grey cover	Transparent cover	Description
WPCP306013G	WPCP306013T	Plain sides, polycarbonate

Ensto Cubo W 300 x 600 x 187 mm

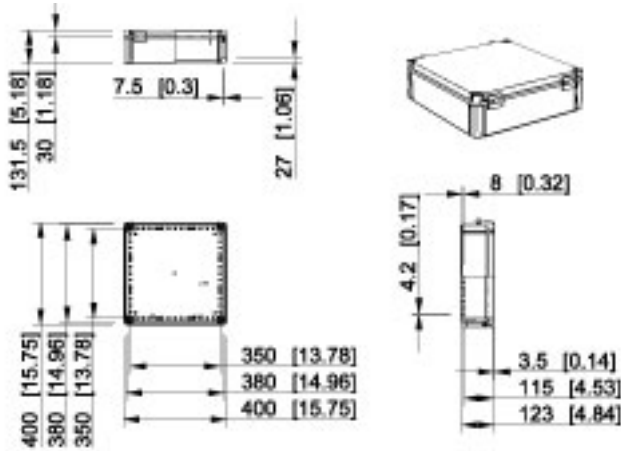


Grey cover	Transparent cover	Description
WPCP306018G	WPCP306018T	Plain sides, polycarbonate

Technical drawings, Ensto Cubo W

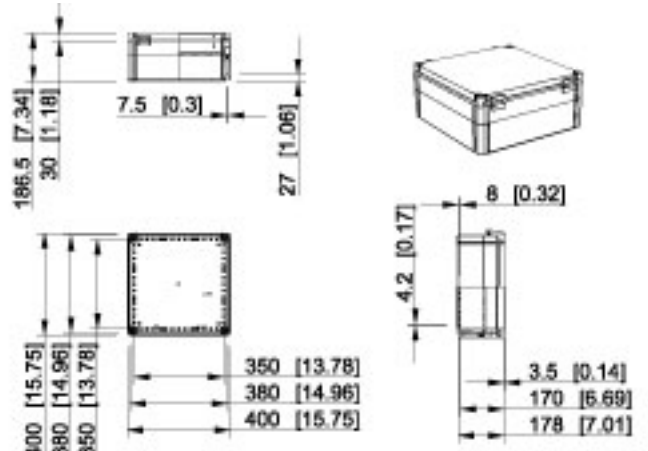
Dimensions in mm [inch]

Ensto Cubo W 400 x 400 x 132 mm



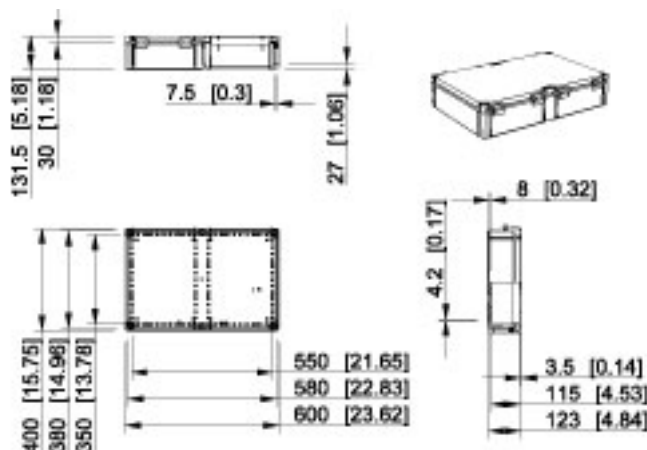
Grey cover	Transparent cover	Description
WPCP404013G	WPCP404013T	Plain sides, polycarbonate

Ensto Cubo W 400 x 400 x 187 mm



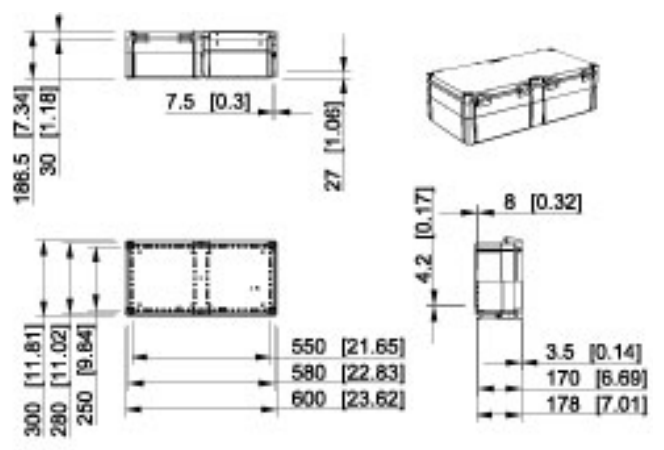
Grey cover	Transparent cover	Description
WPCP404018G	WPCP404018T	Plain sides, polycarbonate

Ensto Cubo W 400 x 600 x 132 mm



Grey cover	Transparent cover	Description
WPCP406013G	WPCP406013T	Plain sides, polycarbonate

Ensto Cubo W 400 x 600 x 187 mm



Grey cover	Transparent cover	Description
WPCP406018G	WPCP406018T	Plain sides, polycarbonate

Accessories for Ensto Cubo O, C, W enclosures and Ensto Cubo P panel building system

Bases

Unsuitable for the Ensto Cubo P panel building system.

Product code	Knockouts	Dimensions (mm)			Package size (pcs)	EAN 13 code
		Width	Height	Depth		
Base, plain sides, polycarbonate, incl. mounting screws						
OPCP202010B		200	200	102	18	6418677164248
OPCP203010B		200	300	102	12	6418677164255
OPCP204010B		200	400	102	9	6418677164262
OPCP303010B		300	300	102	8	6418677164279
OPCP304010B		300	400	102	6	6418677164286
OPCP306010B		300	600	102	4	6418677164293
OPCP404010B		400	400	102	2	6438100112943
OPCP406010B		400	600	102	3	6418677164309
Base, plain sides, ABS, incl. mounting screws						
OABP202010B		200	200	102	18	6418677164316
OABP203010B		200	300	102	12	6418677164323
OABP204010B		200	400	102	9	6418677164330
OABP303010B		300	300	102	8	6418677164347
OABP304010B		300	400	102	6	6418677164354
OABP306010B		300	600	102	4	6418677164361
OABP404010B		400	400	102	2	6438100112936
OABP406010B		400	600	102	3	6418677164378
Base, metric knockouts, polycarbonate, incl. mounting screws						
OPCM303010B	12 x M20 + 1 x M16/25 + 8 x M20 + 4 x M25/40	300	300	102	8	6418677182600
OPCM304010B	8 x M12/20 + 5 x M16/25 + 12 x M12/20 + 1 x M32/40	300	400	102	6	6418677182617
OPCM306010B	8 x M12/20 + 5 x M16/25 + 12 x M12/20 + 1 x M32/40	300	600	102	4	6418677182624
Base, flange knockouts, polycarbonate, incl. mounting screws						
CPCF202010B	4 x F1 knockout	200	200	102	18	6418677171697
CPCF203010B	2 x F1 knockout + 2 x F2 knockout	200	300	102	12	6418677171703
CPCF204010B	2 x F1 knockout + 2 x F2 knockout	200	400	102	9	6418677171710
CPCF303010B	4 x F2 knockout	300	300	102	8	6418677171727
CPCF304010B	4 x F2 knockout	300	400	102	6	6418677171734
CPCF306010B	6 x F2 knockout	300	600	102	4	6418677171741
CPCF404010B	4 x F2 knockout	400	400	102	2	6438100112929
CPCF406010B	6 x F2 knockout	400	600	102	3	6418677171758



OPCM303010B



CPCF304010B

Extension frames, polycarbonate

Product code	Description	Dimensions (mm)			Package size (pcs)	EAN 13 code
		Width	Height	Depth		
OPCP202006E	Incl. mounting screws and gasket	200	200	55	8	6418677164606
OPCP203006E	Incl. mounting screws and gasket	200	300	55	4	6418677164613
OPCP204006E	Incl. mounting screws and gasket	200	400	55	4	6418677164620
OPCP303006E	Incl. mounting screws and gasket	300	300	55	3	6418677164637
OPCP304006E	Incl. mounting screws and gasket	300	400	55	3	6418677164644
OPCP306006E	Incl. mounting screws and gasket	300	600	55	6	6418677164651
OPCP404006E	Incl. mounting screws and gasket	400	400	55	4	6438100112912
OPCP406006E	Incl. mounting screws and gasket	400	600	55	5	6418677164668



OPCP303006E

Covers

Product code	Description	Dimensions (mm)			Package size (pcs)	EAN 13 code
		Width	Height	Depth		
Grey cover, polycarbonate, incl. gasket						
OPCG202003L		200	200	30	18	6418677164453
OPCG203003L		200	300	30	12	6418677164460
OPCG204003L		200	400	30	9	6418677164477
OPCG303003L		300	300	30	6	6418677164484
OPCG304003L		300	400	30	6	6418677164491
OPCG306003L		300	600	30	12	6418677164507
OPCG404003L		400	400	30	10	6438100112967
OPCG406003L		400	600	30	9	6418677164514
Transparent cover, polycarbonate, incl. gasket						
OPCT202003L		200	200	30	18	6418677164385
OPCT203003L		200	300	30	12	6418677164392
OPCT204003L		200	400	30	9	6418677164408
OPCT303003L		300	300	30	6	6418677164415
OPCT304003L		300	400	30	6	6418677164422
OPCT306003L		300	600	30	12	6418677164439
OPCT404003L		400	400	30	10	6438100112974
OPCT406003L		400	600	30	9	6418677164446



OPCG303003L



OPCT303003L

Accessories for Ensto Cubo O, C, W enclosures and Ensto Cubo P panel building system

Covers

Product code	Description	Dimensions (mm)			Package size (pcs)	EAN 13 code
		Width	Height	Depth		
Grey cover, ABS						
OABG202003L		200	200	30	18	6418677164521
OABG203003L		200	300	30	12	6418677164538
OABG204003L		200	400	30	9	6418677164545
OABG303003L		300	300	30	6	6418677164552
OABG304003L		300	400	30	6	6418677164569
OABG306003L		300	600	30	12	6418677164576
OABG404003L		400	400	30	10	6438100112950
OABG406003L		400	600	30	9	6418677164583
Grey cover with window for kWh-meter, polycarbonate						
OPCG36KWH	Inspection window 113 x 153 mm, incl. cover screws	300	600	37	12	6418677174186



OPCG36KWH

Modular covers, polycarbonate

Product code	Description	Dimensions (mm)			Package size (pcs)	EAN 13 code
		Width	Height	Depth		
Closed front						
OPCG33CS		300	300	30	1	6418677172922
OPCG34CS		300	400	30	1	6418677172939
OPCG36CS		300	600	30	1	6418677172946
Open front						
OPCG33OS		300	300	30	1	6418677172984
OPCG34OS		300	400	30	1	6418677172991
OPCG36OS		300	600	30	1	6418677173004
Cover with window						
KOT20228	2 x 12 modules, incl. DIN rails	300	300	45	1	6418677163944
DIN slits						
OPCG33.125.1DS	Front: 1 DIN slit for 12 modules (12)	300	300	30	1	6418677172953
OPCG34.125.2DS	Front: 2 DIN slits for 12 modules (24)	300	400	30	1	6418677172960
OPCG36.150.3DS	Front: 3 DIN slits for 12 modules (36)	300	600	30	1	6418677172977
DIN slits, incl. DIN rails and 14.5 mm profiles						
OPCG33.125.1DSC	Front: 1 DIN slit for 12 modules (12)	300	300	30	1	6418677166150
OPCG34.125.2DSC	Front: 2 DIN slits for 12 modules (24)	300	400	30	1	6418677166167
OPCG36.150.3DSC	Front: 3 DIN slits for 12 modules (36)	300	600	30	1	6418677166174
Accessories for modular covers						
CP220	Cover plate for DS version/slits	220	50	7	10	6418677176661
PEM222	Marker for DS version, paper	216	34	0.1	20	6418677176678
KY6	Lock (for all modular covers)	21	15	15	1	6418677173431



OPCG33CS




OPCG33.125.1DS

Mounting plates and DIN rails

Product code	Description	Dimensions (mm)	Package size (pcs)	EAN 13 code
Mounting plates, galvanized steel				
OMP2020	For 200 x 200 mm enclosures	160 x 160 x 1.5	10	6418677164675
OMP2030	For 200 x 300 mm enclosures	160 x 260 x 1.5	10	6418677164682
OMP2040	For 200 x 400 mm enclosures	160 x 360 x 1.5	10	6418677164699
OMP3030	For 300 x 300 mm enclosures	260 x 260 x 1.5	10	6418677164705
OMP3040	For 300 x 400 mm enclosures	260 x 360 x 1.5	5	6418677164712
KWHP3040	For 300 x 400 mm enclosures, for kWh meter	260 x 360 x 1.5	5	6418677173110
OMP3060	For 300 x 600 mm enclosures	260 x 560 x 1.5	5	6418677164729
KWHP3060	For 300 x 600 mm enclosures, for kWh meter	260 x 560 x 1.5	5	6418677173097
OMP4040	For 400 x 400 mm enclosures	360 x 360 x 1.5	5	6438100112370
KWHP4040	For 400 x 400 mm enclosures	360 x 360 x 1.5	1	6438100112394
OMP4060	For 400 x 600 mm enclosures	360 x 560 x 1.5	5	6418677164736
KWHP4060	For 400 x 600 mm enclosures, for kWh meter	360 x 560 x 1.5	5	6418677173127
DIN rails, DIN 46277/3, galvanized steel				
DR35150.5	For 200 mm side	35 x 160	10	6418677164743
DR35240.5	For 600 mm side/middle with front panel	35 x 250	10	6418677176647
DR35250.5	For 300 mm side	35 x 260	10	6418677164750
DR35340.5	For 600 mm side/middle with front panel	35 x 350	10	6418677176654
DR35350.5	For 400 mm side	35 x 360	10	6418677164767



OMP3040




KWHP3040

Accessories for Ensto Cubo O, C, W enclosures and Ensto Cubo P panel building system

Front panels with DIN openings

Front panel sets include DIN rails, profiles for DIN rails and corner elevators. Separate front panels include corner elevators. Products with an A in the product code have a DIN rail spacing of 125 mm, where-as products with a B have a DIN rail spacing of 150 mm. Front panels suitable for the Ensto Cubo P panel building system can be viewed on page 58.


Product code	Description	Dimensions (mm)	Package size (pcs)	EAN 13 code
Front panel sets, 14.5 mm high profile, polypropylene				
OFF22A114	For 200 x 200 mm enclosure, 1 DIN opening for 6 modules	186 x 186 x 2	1	6418677183294
OFF32A114	For 200 x 300 mm enclosure, 1 DIN opening for 12 modules	186 x 286 x 2	1	6418677183300
OFF42A114	For 200 x 400 mm enclosure, 1 DIN opening for 17 modules	186 x 386 x 2	1	6418677183317
OFF33A114	For 300 x 300 mm enclosure, 1 DIN opening for 12 modules	286 x 286 x 2	1	6418677183324
OFF43A114	For 300 x 400 mm enclosure, 1 DIN opening for 17 modules	286 x 386 x 2	1	6418677183331
OFF44.125.1	For 400 x 400 mm enclosure, 1 DIN opening for 17 modules	386 x 386 x 2	1	6438100112646
OFF23A214	For 200 x 300 mm enclosure, 2 DIN openings for 6 modules	186 x 286 x 2	1	6418677183348
OFF24A214	For 200 x 400 mm enclosure, 2 DIN openings for 6 modules	186 x 386 x 2	1	6418677183355
OFF33A214	For 300 x 300 mm enclosure, 2 DIN openings for 12 modules	286 x 286 x 2	1	6418677183362
OFF34A214	For 300 x 400 mm enclosure, 2 DIN openings for 12 modules	286 x 386 x 2	1	6418677183379
OFF43A214	For 300 x 400 mm enclosure, 2 DIN openings for 17 modules	286 x 386 x 2	1	6418677183386
OFF44.125.2	For 400 x 400 mm enclosure, 2 DIN openings for 17 modules	386 x 386 x 2	1	6438100112653
OFF24A314	For 200 x 400 mm enclosure, 3 DIN openings for 6 modules	186 x 286 x 2	1	6418677183393
OFF34A314	For 300 x 400 mm enclosure, 3 DIN openings for 12 modules	286 x 386 x 2	1	6418677183409
OFF44.125.3	For 400 x 400 mm enclosure, 3 DIN openings for 17 modules	386 x 386 x 2	1	6438100112660
OFF36A414	For 300 x 600 mm enclosure, 4 DIN openings for 12 modules	286 x 586 x 2	1	6418677183416
OFF46A414	For 400 x 600 mm enclosure, 4 DIN openings for 17 modules	386 x 586 x 2	1	6418677183423
OFF36B314	For 300 x 600 mm enclosure, 3 DIN openings for 12 modules	286 x 586 x 2	1	6418677183430
OFF46B314	For 400 x 600 mm enclosure, 3 DIN openings for 17 modules	386 x 586 x 2	1	6418677183447
Front panel sets, 32.5 mm high profile, polypropylene				
OFF22A132	For 200 x 200 mm enclosure, 1 DIN opening for 6 modules	186 x 186 x 2	1	6418677183454
OFF32A132	For 200 x 300 mm enclosure, 1 DIN opening for 12 modules	186 x 286 x 2	1	6418677183461
OFF42A132	For 200 x 400 mm enclosure, 1 DIN opening for 17 modules	186 x 386 x 2	1	6418677183478
OFF33A132	For 300 x 300 mm enclosure, 1 DIN opening for 12 modules	286 x 286 x 2	1	6418677183485
OFF43A132	For 300 x 400 mm enclosure, 1 DIN opening for 17 modules	286 x 386 x 2	1	6418677183492
OFF44A114	For 400 x 400 mm enclosure, 1 DIN opening for 17 modules	368 x 368 x 2	1	6438100112615
OFF23A232	For 200 x 300 mm enclosure, 2 DIN openings for 6 modules	186 x 286 x 2	1	6418677183508
OFF24A232	For 200 x 400 mm enclosure, 2 DIN openings for 6 modules	186 x 386 x 2	1	6418677183515
OFF33A232	For 300 x 300 mm enclosure, 2 DIN openings for 12 modules	286 x 286 x 2	1	6418677183522
OFF34A232	For 300 x 400 mm enclosure, 2 DIN openings for 12 modules	286 x 386 x 2	1	6418677183539
OFF43A232	For 300 x 400 mm enclosure, 2 DIN openings for 17 modules	286 x 386 x 2	1	6418677183546
OFF44A214	For 400 x 400 mm enclosure, 2 DIN openings for 17 modules	386 x 386 x 2	1	6438100112622
OFF24A332	For 200 x 400 mm enclosure, 3 DIN openings for 6 modules	186 x 286 x 2	1	6418677183553
OFF34A332	For 300 x 400 mm enclosure, 3 DIN openings for 12 modules	286 x 386 x 2	1	6418677183560
OFF44A314	For 400 x 400 mm enclosure, 3 DIN openings for 17 modules	386 x 386 x 2	1	6438100112639
OFF36A432	For 300 x 600 mm enclosure, 4 DIN openings for 12 modules	286 x 586 x 2	1	6418677183577
OFF46A432	For 400 x 600 mm enclosure, 4 DIN openings for 17 modules	386 x 586 x 2	1	6418677183584
OFF36B332	For 300 x 600 mm enclosure, 3 DIN openings for 12 modules	286 x 586 x 2	1	6418677183591
OFF46B332	For 400 x 600 mm enclosure, 3 DIN openings for 17 modules	386 x 586 x 2	1	6418677183607
Front panels separately, polypropylene				
OFF22.125.1	For 200 x 200 mm enclosure, 1 DIN opening for 6 modules	186 x 186 x 2	1	6418677182822
OFF32.125.1	For 200 x 300 mm enclosure, 1 DIN opening for 12 modules	186 x 286 x 2	1	6418677182839
OFF42.125.1	For 200 x 400 mm enclosure, 1 DIN opening for 17 modules	186 x 386 x 2	1	6418677182846
OFF33.125.1	For 300 x 300 mm enclosure, 1 DIN opening for 12 modules	286 x 286 x 2	1	6418677182853
OFF43.125.1	For 300 x 400 mm enclosure, 1 DIN opening for 17 modules	286 x 386 x 2	1	6418677182860
OFF44A132	For 400 x 400 mm enclosure, 1 DIN opening for 17 modules	386 x 386 x 2	1	6438100112585
OFF23.125.2	For 200 x 300 mm enclosure, 2 DIN openings for 6 modules	186 x 286 x 2	1	6418677182877
OFF24.125.2	For 200 x 400 mm enclosure, 2 DIN openings for 6 modules	186 x 386 x 2	1	6418677182884
OFF33.125.2	For 300 x 300 mm enclosure, 2 DIN openings for 12 modules	286 x 286 x 2	1	6418677182891
OFF34.125.2	For 300 x 400 mm enclosure, 2 DIN openings for 12 modules	286 x 386 x 2	1	6418677182907
OFF43.125.2	For 300 x 400 mm enclosure, 2 DIN openings for 17 modules	286 x 386 x 2	1	6418677182914
OFF44A232	For 400 x 400 mm enclosure, 2 DIN openings for 17 modules	386 x 386 x 2	1	6438100112592
OFF24.125.3	For 200 x 400 mm enclosure, 3 DIN openings for 6 modules	186 x 386 x 2	1	6418677182921
OFF34.125.3	For 300 x 400 mm enclosure, 3 DIN openings for 12 modules	286 x 386 x 2	1	6418677182938
OFF44A332	For 400 x 400 mm enclosure, 3 DIN openings for 17 modules	386 x 386 x 2	1	6438100112608
OFF36.125.4	For 300 x 600 mm enclosure, 4 DIN openings for 12 modules	286 x 586 x 2	1	6418677182945
OFF46.125.4	For 400 x 600 mm enclosure, 4 DIN openings for 17 modules	386 x 586 x 2	1	6418677182952
OFF36.150.3	For 300 x 600 mm enclosure, 3 DIN openings for 12 modules	286 x 586 x 2	1	6418677182969
OFF46.150.3	For 400 x 600 mm enclosure, 3 DIN openings for 17 modules	386 x 586 x 2	1	6418677182976



OFF36A414



OFF32A132




OFF36.125.4

Accessories for Ensto Cubo O, C, W enclosures and Ensto Cubo P panel building system

Front panels, closed


Front panels suitable for the Ensto Cubo P panel building system can be viewed on page 58.

Product code	Description	Dimensions (mm)	Package size (pcs)	EAN 13 code
Front panels, closed, polypropylene, incl. corner elevators				
OFP22	For 200 x 200 mm enclosure	186 x 186 x 2	1	6418677182754
OFP23	For 200 x 300 mm enclosure	186 x 286 x 2	1	6418677182761
OFP24	For 200 x 400 mm enclosure	186 x 386 x 2	1	6418677182778
OFP33	For 300 x 300 mm enclosure	286 x 286 x 2	1	6418677182785
OFP34	For 300 x 400 mm enclosure	286 x 386 x 2	1	6418677182792
OFP36	For 300 x 600 mm enclosure	286 x 586 x 2	1	6418677182808
OFP44	For 400 x 400 mm enclosure	386 x 386 x 2	1	6438100112530
OFP46	For 400 x 600 mm enclosure	386 x 586 x 2	1	6418677182815



OFP22

Front panels, closed, aluminium, incl. corner elevators				
OFP22A	For 200 x 200 mm enclosure	186 x 186 x 1.5	1	6418677182983
OFP23A	For 200 x 300 mm enclosure	186 x 286 x 1.5	1	6418677182990
OFP24A	For 200 x 400 mm enclosure	186 x 386 x 1.5	1	6418677183003
OFP33A	For 300 x 300 mm enclosure	286 x 286 x 1.5	1	6418677183010
OFP34A	For 300 x 400 mm enclosure	286 x 386 x 1.5	1	6418677183027
OFP36A	For 300 x 600 mm enclosure	286 x 586 x 1.5	1	6418677183034
OFP44A	For 400 x 400 mm enclosure	386 x 386 x 1.5	1	6438100112523
OFP46A	For 400 x 600 mm enclosure	386 x 586 x 1.5	1	6418677183041




OFP22A

Front panels, hinged

Front panels suitable for the Ensto Cubo P panel building system can be viewed on page 58.

Product code	Description	Dimensions (mm)	Package size (pcs)	EAN 13 code
Hinged front panels, polypropylene, incl. corner elevators				
OHFP22	For 200 x 200 mm enclosure, hinged side 200 mm	186 x 166 x 2	1	6418677183058
OHFP23	For 200 x 300 mm enclosure, hinged side 200 mm	186 x 286 x 2	1	6418677183065
OHFP32	For 200 x 300 mm enclosure, hinged side 300 mm	186 x 286 x 2	1	6418677183072
OHFP24	For 200 x 400 mm enclosure, hinged side 200 mm	186 x 386 x 2	1	6418677183089
OHFP42	For 200 x 400 mm enclosure, hinged side 400 mm	186 x 386 x 2	1	6418677183096
OHFP33	For 300 x 300 mm enclosure, hinged side 300 mm	286 x 286 x 2	1	6418677183102
OHFP34	For 300 x 400 mm enclosure, hinged side 300 mm	286 x 386 x 2	1	6418677183119
OHFP43	For 300 x 400 mm enclosure, hinged side 400 mm	286 x 386 x 2	1	6418677183126
OHFP36	For 300 x 600 mm enclosure, hinged side 300 mm	286 x 586 x 2	1	6418677183133
OHFP63	For 300 x 600 mm enclosure, hinged side 600 mm	286 x 586 x 2	1	6418677183140
OHFP44	For 400 x 400 mm enclosure, hinged side 400 mm	386 x 386 x 2	1	6438100112462
OHFP46	For 400 x 600 mm enclosure, hinged side 400 mm	386 x 586 x 2	1	6418677183157
OHFP64	For 400 x 600 mm enclosure, hinged side 600 mm	386 x 586 x 2	1	6418677183164



OHFP22

Hinged front panels, aluminium, incl. corner elevators				
OHFP22A	For 200 x 200 mm enclosure, hinged side 200 mm	186 x 166 x 1.5	1	6418677183171
OHFP23A	For 200 x 300 mm enclosure, hinged side 200 mm	186 x 286 x 1.5	1	6418677183188
OHFP32A	For 200 x 300 mm enclosure, hinged side 300 mm	186 x 286 x 1.5	1	6418677183195
OHFP24A	For 200 x 400 mm enclosure, hinged side 200 mm	186 x 386 x 1.5	1	6418677183201
OHFP42A	For 200 x 400 mm enclosure, hinged side 400 mm	186 x 386 x 1.5	1	6418677183218
OHFP33A	For 300 x 300 mm enclosure, hinged side 300 mm	286 x 286 x 1.5	1	6418677183225
OHFP34A	For 300 x 400 mm enclosure, hinged side 300 mm	286 x 386 x 1.5	1	6418677183232
OHFP43A	For 300 x 400 mm enclosure, hinged side 400 mm	286 x 386 x 1.5	1	6418677183249
OHFP36A	For 300 x 600 mm enclosure, hinged side 300 mm	286 x 586 x 1.5	1	6418677183256
OHFP63A	For 300 x 600 mm enclosure, hinged side 600 mm	286 x 586 x 1.5	1	6418677183263
OHFP44A	For 400 x 400 mm enclosure, hinged side 400 mm	386 x 386 x 1.5	1	6438100112479
OHFP46A	For 400 x 600 mm enclosure, hinged side 400 mm	386 x 586 x 1.5	1	6418677183270
OHFP64A	For 400 x 600 mm enclosure, hinged side 600 mm	386 x 586 x 1.5	1	6418677183287



OHFP22A

Profiles for DIN rails, galvanized steel

Product code	Description	Dimensions (mm)	Package size (pcs)	EAN 13 code
PRE2.14	Pair, for 200 mm side, height 14.5 mm	115 x 14 x 14	1	6418677173172
PRE3.14	Pair, for 300 mm side, height 14.5 mm	215 x 14 x 14	1	6418677173134
PRE4.14	Pair, for 400 mm side, height 14.5 mm	315 x 14 x 14	1	6418677173141
PRE75.14	Pair, for 600 mm side or center, height 14.5 mm	75 x 14 x 14	1	6418677173158
PRE2.32	Pair, for 200 mm side, height 32.5 mm	115 x 14 x 32	1	6418677173189
PRE3.32	Pair, for 300 mm side, height 32.5 mm	215 x 14 x 32	1	6418677172687
PRE4.32	Pair, for 400 mm side, height 32.5 mm	315 x 14 x 32	1	6418677172694
PRE75.32	Pair, for 600 mm side or center, height 32.5 mm	75 x 14 x 32	1	6418677173165



PRE2.14

Accessories for Ensto Cubo O, C, W enclosures and Ensto Cubo P panel building system

Accessories for front panels

Product code	Description	Dimensions (mm)	Package size (pcs)	EAN 13 code
PPH787	Support, with 14.5 mm profile	65	10	6418677173554
PPH789	Support, with 32.5 mm profile	85	10	6418677173561
PTK4.50	Spacer, 600 mm/middle	50	10	6418677173578
PMR1387	Plug for front panel, \varnothing 6 mm hole	20 x 31 x 6	100	6418677166730



Support with 14.5 mm profile, PPH787.



Spacer, PTK4.50.



Plug for front panel, PMR1387.

Busbar support sets, 630 A


Product code	Description	Dimensions (mm)	Package size (pcs)	EAN 13 code
KGH1.10	Support set for bars 10 mm x 10, 12, 20 or 30 mm	266 x 78 x 18	1	6418677172373
KGH1.05	Support set for bars 5 mm x 10, 12, 15 or 20 mm	266 x 78 x 18	1	6418677172380



KGH1.10

Strain reliefs

Product code	Description	Dimensions (mm)	Package size (pcs)	EAN 13 code
KJ8.13	300 mm side/for 1 cable, galvanized steel	265 x 65 x 85	1	6418677172755
KJ8.23	300 mm side/for 2 cables, galvanized steel	265 x 65 x 85	1	6418677173271
KJ8.14	400 mm side/for 1 cable, galvanized steel	365 x 65 x 85	1	6418677173288
KJ8.24	400 mm side/for 2 cables, galvanized steel	365 x 65 x 85	1	6418677173295



KJ8.13

Terminals for Al/Cu busbars

Product code	Description	For busbar	Package size (pcs)	EAN 13 code
KG81	Terminal for 25-70 mm ² cable	10 mm ² Al/Cu	1	6418677163739
KG83	Terminal for 16-185 mm ² cable	10 mm ² Al/Cu	1	6418677163746
KG85	Terminal for 2 x 35 mm ² + 2 x 16 mm ² cables	10 mm ² Al/Cu	1	6418677163753
KG87	Terminal for 4 x 35 mm ² + 4 x 16 mm ² cables	10 mm ² Al/Cu	1	6418677163760
KG80	Terminal for 25-70 mm ² cable	5 mm ² Al/Cu	1	6418677163852
KG82	Terminal for 6-70 mm ² cable	5 mm ² Al/Cu	1	6418677163869
KG84	Terminal for 3 x 16 mm ² cables	5 mm ² Al/Cu	1	6418677163876
KG86	Terminal for 6 x 16 mm ² cables	5 mm ² Al/Cu	1	6418677163883



KG85

Accessories for Ensto Cubo O, C, W enclosures and Ensto Cubo P panel building system

Cover screws

Product code	Description	Dimensions (mm)	Package size (pcs)	EAN 13 code
OLS42	Slotted/cross head, sealable	14 x 42	100	6418677164590
OLSA42.4	Screw set, 4 slotted/cross head cover screws OLS42	14 x 42	1	6418677174704
OLSA42.6	Screw set, 6 slotted/cross head cover screws OLS42	14 x 42	1	6418677174711
OLSA42.04	Screw set, 4 slotted/cross head cover screws OLS42 and 4 mounting screws OMS1	14 x 42	1	6418677172267
OLSA42.06	Screw set, 6 slotted/cross head cover screws OLS42 and 8 mounting screws OMS1	14 x 42	1	6418677172274
OLS42N	Slotted/cross head, dark grey Noryl	14 x 42	12	6418677174728
OLS32	Slotted/cross head for 600 mm modular cover	14 x 32	12	6418677174360
PLS63	Springloaded, slotted/cross head	14 x 62	12	6418677173073
OLSH1	Hinged cover screw, slotted/cross head, blue, polyamide	14 x 96	10	6418677174247
OLWH1	Hinged cover screw, wing head, blue, polyamide	14 x 113	10	6418677174254
OLW55	Wing head	14 x 55	100	6418677171765
OLWA55.4	Screw set, 4 wing head cover screws OLW55	14 x 55	1	6418677174735
OLWA55.6	Screw set, 6 wing head cover screws OLW55	14 x 55	1	6418677174742
OLWA55.04	Screw set, 4 wing head cover screws OLW55 and 4 mounting screws OMS1	14 x 55	1	6418677172281
OLWA55.06	Screw set, 6 wing head cover screws OLW55 and 8 mounting screws OMS1	14 x 55	1	6418677174759
OLT42	DIN 3 head	14 x 42	100	6418677171772
OLTA42.4	Screw set, 4 DIN 3 head cover screws OLT42	14 x 42	1	6418677174766
OLTA42.6	Screw set, 6 DIN 3 head cover screws OLT42	14 x 42	1	6418677174773
OLTA42.04	Screw set, 4 DIN 3 head cover screws OLT42 and 4 mounting screws OMS1	14 x 42	1	6418677172298
OLTA42.06	Screw set, 6 DIN 3 head cover screws OLT42 and 8 mounting screws OMS1	14 x 42	1	6418677174780
OLTA42.041	Screw set, 4 DIN 3 head cover screws OLT42 and 4 mounting screws OMS1 + key OLT42KEY	14 x 42	1	6418677174797
OLT42KEY	Key for DIN head screw OLT42	50 x 53 x ø22	1	6418677172410



Cover screw, slotted/cross head, OLS42.



Cover screw, slotted/cross head, Noryl, OLS42N.



Cover screw, for 600 mm modular cover, OLS32.



Cover screw, slotted/cross head, spring-loaded, PLS63.



Hinged cover screw, slotted/cross head, OLSH1.



Hinged cover screw, wing head, OLWH1.



Cover screw, wing head, OLW55.



Cover screw, DIN 3 head, OLT42.



Key for DIN head screw, OLT42KEY.

Accessories for Ensto Cubo O, C, W enclosures and Ensto Cubo P panel building system

Other accessories

Product code	Description	Dimensions (mm)	Package size (pcs)	EAN 13 code
OCS22.46	Customising template, transparent	300 x 400 x 6	5	6418677184338
OES1	Extension frame screw	∅17 x 67	12	6418677174803
OESA1.04	Extension frame screws, set of 4 pcs	∅17 x 67	1	6438100081409
OESA1.06	Extension frame screws, set of 6 pcs	∅17 x 67	1	6438100081416
OH11	Hinge pair, incl. mounting instruction	40 x 50 x 16,5	1	6418677164774
OHICP1	Hinge pair, incl. 2 cover plugs	40 x 50 x 16,5	1	6418677172304
OFL1	Fastening lug, set of 4 pcs	19 x 40 x 35,5	1	6418677164781
OEL1	Corner elevator, incl. M5 bolt	19 x 19 x 14	10	6418677164798
OELA1.04	Corner elevator, set of 4 OEL1	19 x 19 x 14	1	6418677181696
OTS1	Threaded bushing, for cover screw when cover mounted on the back	18/30 ∅ 16	12	6418677171789
OTS1.04	Threaded bushing, 4 x OTS1 + 4 x OLS42	17 x 30/18	1	6418677181702
OMS1	Mounting screw, for rails and plates	5 x 10	100	6418677164804
OBI1	Brass insert, for mounting pod	M3	50	6418677172328
OBI1.04	Brass insert, set of 4 OBI1	M3	1	6418677172335
OC11	Cover plug, polyethylene	11 x ∅ 15/17	12	6418677164811
OBS15	15 mm spacer, incl. M5 screw, steel	15 x 8	12	6418677171802
OBS15.04	15 mm spacer, set of 4 pcs	15 x 8	1	6418677172342
OBS20	20 mm spacer, incl. M5 screw, steel	20 x 8	12	6418677171819
OBS20.04	20 mm spacer, set of 4 pcs	20 x 8	1	6418677172359
OBS30	30 mm spacer, incl. M5 screw, steel	30 x 8	12	6418677171826
OBS30.04	30 mm spacer, set of 4 pcs	30 x 8	1	6418677172366
WQL1.1	Latch, pair incl. hooks and counter parts, PC	-	1	6418677174902



Customising template, OCS22.46.



Extension frame screw, OES1.



Hinge pair, OH11.



Fastening lug set, OFL1.



Corner elevator, OEL1.



Threaded bushing, OTS1.



Mounting screw, OMS1.



Brass insert, OBI1.



Cover plug, OC11.



20 mm spacer, set of 4 pcs, OBS20.



Latch, pair, WQL1.1

Flanges for Ensto Cubo C enclosures

Cover plates for flange openings

Product code	Description	Dimensions (mm)	Package size (pcs)	EAN 13 code
F1151	F1 size, excl. gasket, PC/ABS	137 x 48	1	6418677171833
F2251	F2 size, incl. PUR gasket, PC	216 x 86	1	6418677171949



F2251

Gland flanges

Product code	Description	Dimensions (mm)	Package size (pcs)	EAN 13 code
F1165	F1 size, excl. gasket, 3 x M20, PC/ABS	137 x 48	1	6418677152641
F1166	F1 size, excl. gasket, 3 x M25, PC/ABS	137 x 48	1	6418677152658
F1167	F1 size, excl. gasket, 1 x M32, PC/ABS	137 x 48	1	6418677152665
F2157	F2 size, incl. PUR gasket, 3 x Pg21 + 4 x Pg16, PC	216 x 86	1	6418677171956
F2158	F2 size, incl. PUR gasket, 2 x Pg29 + 6 x Pg16, PC	216 x 86	1	6418677171963
F2159	F2 size, incl. PUR gasket, 2 x Pg36 + 4 x Pg16, PC	216 x 86	1	6418677171970
F2160	F2 size, incl. PUR gasket, 8 x Pg16, PC	216 x 86	1	6418677171987
F2161	F2 size, incl. PUR gasket, 10 x Pg13,5, PC	216 x 86	1	6418677171994
F2168	F2 size, incl. PUR gasket, 4 x M20 + 1 x M25 + 2 x M32, PC	216 x 86	1	6418677152672
F2169	F2 size, incl. PUR gasket, 6 x M20 + 1 x M32 + 1 x M40, PC	216 x 86	1	6418677152689
F2170	F2 size, incl. PUR gasket, 4 x M20 + 2 x M40, PC	216 x 86	1	6418677152696
F2171	F2 size, incl. PUR gasket, 8 x M20, PC	216 x 86	1	6418677152702
F2172	F2 size, incl. PUR gasket, 10 x M16, PC	216 x 86	1	6418677152719



F2157

Knockout flanges

Product code	Description	Dimensions (mm)	Package size (pcs)	EAN 13 code
F2252	F2 size, incl. PUR gasket, 7 x Pg11 + 7 x Pg9/16, PC	216 x 86	1	6418677172113
F2253	F2 size, incl. PUR gasket, 2 x Pg21/29/36 + 2 x Pg9/16 + 1 x Pg11, PC	216 x 86	1	6418677172397
F2254	F2 size, incl. PUR gasket, 5 x Pg16/21 + 2 x Pg11 + 1 x Pg9/16, PC	216 x 86	1	6418677172403
F2255	F2 size, incl. PUR gasket, 7 x M16 + 7 x M12/20, PC	216 x 86	1	6418677172595
F2256	F2 size, incl. PUR gasket, 2 x M20/32/50 + 2 x M12/20 + 2 x M16, PC	216 x 86	1	6418677172625
F2257	F2 size, incl. PUR gasket, 5 x M20/32 + 2 x M16 + 1 x M12/20, PC	216 x 86	1	6418677172700



F2252

Membrane flanges

Product code	Description	Dimensions (mm)	Package size (pcs)	EAN 13 code
F1201	F1 size, for 5 x ø 7-30 mm cables, EPDM	138 x 48	1	6418677171871
F2202	F2 size, for 25 x ø 5-26 mm cables, EPDM	216 x 84	1	6418677172007
F2203	F2 size, for 35 x ø 5-26 mm cables, EPDM	216 x 84	1	6418677172014
F2204	F2 size, for 3 x ø 24-60 mm cables, EPDM	216 x 84	1	6418677172021
F1155	F1 size, excl. gasket, 3 x ø 21 + 4 x ø 15 mm, TPE	135 x 47	1	6418677171888
F1156	F1 size, excl. gasket, 4 x ø 16 + 6 x ø 13 mm, TPE	135 x 47	1	6418677171895
F2162	F2 size, excl. gasket, 3 x ø 30 + 6 x ø 18 + 16 x ø 14 mm, TPE	226 x 87	1	6418677172038
F2163	F2 size, excl. gasket, 9 x ø 18 + 24 x ø 14 mm, TPE	226 x 87	1	6418677172045



F2202

EPDM = ethylene propylene diene M-class rubber
TPE = thermoplastic elastomer

Flanges for Ensto Cubo C enclosures

Flange accessories

Product code	Description	Dimensions (mm)	Package size (pcs)	EAN 13 code
F2CE.1	Cable spreader for 1 cable	216 x 86 x 68	1	6418677181672
F2C50E	50 mm extension frame for F2 flange, PC	216 x 86 x 50	1	6418677173448
F1G	Self-adhesive flange gasket, F1 size	137 x 48	1	6418677171925
F2G	Self-adhesive flange gasket, F2 size	216 x 84	1	6418677172076
F1SS20	Flange bolt set, F1 size, steel bolt with plastic head	M6 x 20	1	6418677173066
F2SS20	Flange bolt set, F2 size, steel bolt with plastic head	M8 x 20	1	6418677171932
F2SS20L	Flange bolt set, F2 size, steel bolt with plastic head+ steel connector	M8 x 20	1	6418677181689
F1PA25	Flange bolt set, F1 size, polyamide	M6 x 25	1	6418677173080
F2PA30	Flange bolt set, F2 size, polyamide	M8 x 30	1	6418677172083
PMR1857	Flange/base support for F2 size, polyamide	216 x 22	10	6418677172106
PMR1858	Isolating cup for support PMR1857, polyamide	ø 18 mm	20	6418677171796



Cable spreader for 1 cable, F2CE.1.



50 mm extension frame for F2 flange, F2C50E.




Self-adhesive flange gasket, F2 size, F2G.



Flange bolt set, F2 size, steel bolt with plastic head, F2SS20.



Flange bolt set, F2 size + steel connector, M8 x 20, F2SS20L.



Flange bolt set, F2 size, polyamide, PA30.




Flange/base support for F2 size, MR1857.



Isolating cup for support PMR1857, PMR1858.

Ensto Cubo P panel building system IP 65

Base sizes 300 x 300 x 102 to 400 x 600 x 102 mm



Ensto Cubo P panel building system in brief:

- Includes a base part with four totally open sides
- Base part available in 4 sizes
- Open construction in the assembly stage; easy access from all directions
- Easy and quick assembly of bases and plates with the help of quick release pins
- Easy to modify and extend into larger assemblies
- All parts are reusable
- Wide range of accessories available.

Further information available in our panel building system brochure. Please order through our customer service or download at our web pages at www.ensto.com.


Accessories presented here are suitable only for the Ensto Cubo P panel building system. Accessories for Ensto Cubo O, C and W enclosures are, in the main, also suitable for Ensto Cubo P. These accessories can be found on page 50.

Conformity	
PC enclosures:	CE RoHS FI PCB
Technical information	
Degree of protection:	IP 65
Insulation:	Enclosure enables insulation suitable for class II assemblies
Material	
Base:	Fibreglass reinforced polycarbonate
Cover:	Polycarbonate
Cover screws:	Fibreglass reinforced polyamide
Gasket:	PUR (polyurethane)
Knockout alternatives	
PC enclosures:	Totally open sides
Standard colour	
Base:	Grey RAL 7035
Cover:	Grey RAL 7035 or transparent

Material based technical information is available on page 5.



A typical Ensto Cubo P panel assembly.



The Ensto Cubo P is an open construction during the assembly stage. The base part is totally open in four directions, enabling fast and efficient mounting.

Ensto Cubo P panel building system

Ensto Cubo P panel building system, bases, polycarbonate

Product code	Description	Dimensions (mm)			Package size (pcs)	EAN 13 code
		Width	Height	Depth		
PPCF303010B4	4 openings	300	300	102	8	6418677166228
PPCF304010B4	4 openings	300	400	102	6	6418677166242
PPCF306010B6	6 openings	300	600	102	4	6418677166266
PPCF406010B6	6 openings	400	600	102	3	6418677166303



PPCF303010B4

Assembly parts

Product code	Description	Dimensions (mm)	Package size (pcs)	EAN 13 code
PCSC3	Connection set for 300 mm side	251 x 90 x 36	1	6418677172571
PCSD4	Connection set for 400 mm side	351 x 90 x 36	1	6418677172588
PRC1846	Connection rib 300 mm	251 x 16 x 30	25	6418677172601
PRD1847	Connection rib 400 mm	351 x 16 x 30	25	6418677172618
PCC1843	Connection collar 300 mm	251 x 90 x 36	25	6418677172632
PCD1844	Connection collar 400 mm	351 x 90 x 36	25	6418677172649
PBLP1849	Locking pin for Cubo P bases	15 x 90	50	6418677172670



Connection set, PCSC3.



Connection rib, PRC1846.



Connection collar, PCC1843.



Locking pin, PBLP1849.

Support rails and accessories

Product code	Description	Dimensions (mm)	Package size (pcs)	EAN 13 code
PVR1.1	U-profile support rail	78 x 25 x 2400	1	6418677184277
PSF1.1	Triangle support plate for U-profile rail	△340	1	6418677184284
PBB1	Mounting bolts for mounting bases onto rails, set of 4 pcs	M6 x 40	1	6418677173424
PBB2	Mounting bolts for profile PVR1.1	M8 x 16	1	6418677184291



U-profile support rail, PVR1.1.



Triangle support plate for U-profile rail, PSF1.1.



Mounting bolts for mounting Cubo P bases onto rails, PBB1.



Mounting bolts for support rails, PBB2.

Ensto Cubo P panel building system

Front panels with DIN openings

Front panel sets include DIN rails, profiles for DIN rails and corner elevators. Separate front panels include corner elevators. Products with an A in the product code have a DIN rail spacing of 125 mm, where-as products with a B have a DIN rail spacing of 150 mm.

Product code	Description	Dimensions (mm)	Package size (pcs)	EAN 13 code
Front panel sets, 14.5 mm high profile, polypropylene				
PFP33A114	For 300 x 300 mm enclosure, 1 DIN opening for 12 modules	266 x 266 x 2	1	6418677185007
PFP33A214	For 300 x 300 mm enclosure, 2 DIN openings for 12 modules	266 x 266 x 2	1	6418677185021
PFP43A114	For 300 x 400 mm enclosure, 1 DIN opening for 17 modules	266 x 366 x 2	1	6418677185045
PFP43A214	For 300 x 400 mm enclosure, 2 DIN openings for 17 modules	266 x 366 x 2	1	6418677185069
PFP34B214	For 300 x 400 mm enclosure, 2 DIN openings for 12 modules	266 x 366 x 2	1	6418677185083
PFP34A314	For 300 x 400 mm enclosure, 3 DIN openings for 12 modules	266 x 366 x 2	1	6418677185106
PFP36A414	For 300 x 600 mm enclosure, 4 DIN openings for 12 modules	266 x 566 x 2	1	6418677185120
PFP36B314	For 300 x 600 mm enclosure, 3 DIN openings for 12 modules	266 x 566 x 2	1	6418677185144
PFP46A414	For 400 x 600 mm enclosure, 4 DIN openings for 17 modules	366 x 566 x 2	1	6418677185168
PFP46B314	For 400 x 600 mm enclosure, 3 DIN openings for 17 modules	366 x 566 x 2	1	6418677185182
Front panel sets, 32.5 mm high profile, polypropylene				
PFP33A132	For 300 x 300 mm enclosure, 1 DIN opening for 12 modules	266 x 266 x 2	1	6418677185014
PFP33A232	For 300 x 300 mm enclosure, 2 DIN openings for 12 modules	266 x 266 x 2	1	6418677185038
PFP43A132	For 300 x 400 mm enclosure, 1 DIN opening for 17 modules	266 x 366 x 2	1	6418677185052
PFP43A232	For 300 x 400 mm enclosure, 2 DIN openings for 17 modules	266 x 366 x 2	1	6418677185076
PFP34B232	For 300 x 400 mm enclosure, 2 DIN openings for 12 modules	266 x 366 x 2	1	6418677185090
PFP34A332	For 300 x 400 mm enclosure, 3 DIN openings for 12 modules	266 x 366 x 2	1	6418677185113
PFP36A432	For 300 x 600 mm enclosure, 4 DIN openings for 12 modules	266 x 566 x 2	1	6418677185137
PFP36B332	For 300 x 600 mm enclosure, 3 DIN openings for 12 modules	266 x 566 x 2	1	6418677185151
PFP46A432	For 400 x 600 mm enclosure, 4 DIN openings for 17 modules	366 x 566 x 2	1	6418677185175
PFP46B332	For 400 x 600 mm enclosure, 3 DIN openings for 17 modules	366 x 566 x 2	1	6418677185199
Front panels separately, polypropylene				
PFP33.125.1	For 300 x 300 mm enclosure, 1 DIN opening for 12 modules	266 x 266 x 2	1	6418677172830
PFP33.125.2	For 300 x 300 mm enclosure, 2 DIN openings for 12 modules	266 x 266 x 2	1	6418677172878
PFP43.125.1	For 300 x 400 mm enclosure, 1 DIN opening for 17 modules	266 x 366 x 2	1	6418677172885
PFP43.125.2	For 300 x 400 mm enclosure, 2 DIN openings for 17 modules	266 x 366 x 2	1	6418677172847
PFP34.125.3	For 300 x 400 mm enclosure, 3 DIN openings for 12 modules	266 x 366 x 2	1	6418677172892
PFP36.125.4	For 300 x 600 mm enclosure, 4 DIN openings for 12 modules	266 x 566 x 2	1	6418677172854
PFP46.125.4	For 400 x 600 mm enclosure, 4 DIN openings for 17 modules	366 x 566 x 2	1	6418677172861
PFP34.150.2	For 300 x 400 mm enclosure, 2 DIN openings for 12 modules	266 x 366 x 2	1	6418677172908
PFP36.150.3	For 300 x 600 mm enclosure, 3 DIN openings for 12 modules	266 x 566 x 2	1	6418677172915
PFP46.150.3	For 400 x 600 mm enclosure, 3 DIN openings for 17 modules	366 x 566 x 2	1	6418677173011



PFP33A114



PFP33.125.1

Front panels, closed

Product code	Description	Dimensions (mm)	Package size (pcs)	EAN 13 code
Front panels, closed, polypropylene, incl. corner elevators				
PFP33	For 300 x 300 mm enclosure	266 x 266 x 2	1	6418677172793
PFP34	For 300 x 400 mm enclosure	266 x 366 x 2	1	6418677172809
PFP36	For 300 x 600 mm enclosure	266 x 566 x 2	1	6418677172816
PFP46	For 400 x 600 mm enclosure	366 x 566 x 2	1	6418677172823
Front panels, closed, aluminium, incl. corner elevators				
PFP33A	For 300 x 300 mm enclosure	266 x 266 x 1.5	1	6418677173691
PFP43A	For 300 x 400 mm enclosure	266 x 366 x 1.5	1	6418677173707
PFP63A	For 300 x 600 mm enclosure	266 x 566 x 1.5	1	6418677173714
PFP64A	For 400 x 600 mm enclosure	366 x 566 x 1.5	1	6418677173721



PFP33

Hinged front panels


Product code	Description	Dimensions (mm)	Package size (pcs)	EAN 13 code
Hinged front panels, polypropylene, incl. corner elevators				
PHFP33	For 300 x 300 mm enclosure, hinged side 300 mm	266 x 266 x 2	1	6418677173028
PHFP34	For 300 x 400 mm enclosure, hinged side 300 mm	266 x 366 x 2	1	6418677173035
PHFP43	For 300 x 400 mm enclosure, hinged side 400 mm	266 x 366 x 2	1	6418677173202
PHFP36	For 300 x 600 mm enclosure, hinged side 300 mm	266 x 566 x 2	1	6418677173042
PHFP63	For 300 x 600 mm enclosure, hinged side 600 mm	266 x 566 x 2	1	6418677173219
PHFP46	For 400 x 600 mm enclosure, hinged side 400 mm	366 x 566 x 2	1	6418677173059
PHFP64	For 400 x 600 mm enclosure, hinged side 600 mm	366 x 566 x 2	1	6418677173226



PHFP33

Ensto Cubo P panel building system

Product code	Description	Dimensions (mm)	Package size (pcs)	EAN 13 code
Hinged front panels, aluminium, incl. corner elevators				
PHFP33A	For 300 x 300 mm enclosure, hinged side 300 mm	266 x 266 x 1.5	1	6418677173608
PHFP34A	For 300 x 400 mm enclosure, hinged side 300 mm	266 x 366 x 1.5	1	6418677173615
PHFP43A	For 300 x 400 mm enclosure, hinged side 400 mm	266 x 366 x 1.5	1	6418677173622
PHFP36A	For 300 x 600 mm enclosure, hinged side 300 mm	266 x 566 x 1.5	1	6418677173639
PHFP63A	For 300 x 600 mm enclosure, hinged side 600 mm	266 x 566 x 1.5	1	6418677173646
PHFP46A	For 400 x 600 mm enclosure, hinged side 400 mm	366 x 566 x 1.5	1	6418677173653
PHFP64A	For 400 x 600 mm enclosure, hinged side 600 mm	366 x 566 x 1.5	1	6418677173660



PHFP33

Drop-stops

Product code	Description	Dimensions (mm)	Package size (pcs)	EAN 13 code
PEE6	For 300 mm side, polypropylene	250 x 80 x 2	10	6418677172540
PEE7	For 400 mm side, polypropylene	360 x 80 x 2	5	6418677172557



PEE6

N and PE rails

Product code	Description	Length (mm)	Package size (pcs)	EAN 13 code
KN15.315	For 300 mm side, N + PE, Cu 2 x (2 x 16 / 13 x 6 mm ²)	250	1	6418677153020
KN16.330	For 300 mm side, N, Cu 4 x 16 / 26 x 6 mm ²	250	1	6418677153037
KN17.332	For 300 mm side, PE, Cu 4 x 16 / 28 x 6 mm ²	250	1	6418677153044
KN15.423	For 400 mm side, N + PE, Cu 2 x (2 x 16 / 21 x 6 mm ²)	350	1	6418677153051
KN16.436	For 400 mm side, N, Cu 4 x 16 / 32 x 6 mm ²	350	1	6418677153068
KN17.436	For 400 mm side, PE, Cu 4 x 16 / 32 x 6 mm ²	350	1	6418677153075



KN15.315

Plates

Product code	Description	Dimensions (mm)	Package size (pcs)	EAN 13 code
Cover plates for flange openings, polycarbonate				
PCP3	For 300 mm side	227 x 95 x 11	1	6418677172427
PCP4	For 400 mm side	351 x 95 x 11	1	6418677172434
Knockout plates, polycarbonate				
PKOP3.1	For 300 mm side, 8 x Pg16 + 4 x Pg11/21	227 x 95 x 11	1	6418677172458
PKOP4.1	For 400 mm side, 8 x Pg16 + 4 x Pg11/21 + 2 x Pg29	351 x 95 x 11	1	6418677172489
PMP3.1	For 300 mm side, 4 x M16/25 + 8 x M20	227 x 95 x 11	1	6418677172472
PMP4.1	For 400 mm side, 4 x M16/25 + 8 x M20 + 2 x M40	351 x 95 x 11	1	6418677172496
SFS/F2 adapter plates, polycarbonate				
PSFS3	For 300 mm side	227 x 95 x 11	1	6418677172441
PSFS4	For 400 mm side	351 x 95 x 11	1	6418677172465



Cover plate, PCP3.



Knockout plate, PKOP3.1.



Knockout plate, PMP3.1.



SFS/F2 adapter plate, PSFS3.

Ensto Cubo P panel building system

Cable entries

Product code	Description	Dimensions (mm)	Package size (pcs)	EAN 13 code
Cable entries				
PCE3	For 300 mm side, set for 1 cable ø 27-66 mm	227 x 95 x 71	1	6418677172717
PCE3.2	For 300 mm side, set for 2 cables ø 27-66 mm	227 x 95 x 71	1	6418677174834
PCE4	For 400 mm side, set for 1 cable ø 27-66 mm	351 x 95 x 71	1	6418677172724
PCE4.2	For 400 mm side, set for 2 cables ø 27-66 mm	351 x 95 x 71	1	6418677163777
PK69	Separate rubber grommet for cable ø 27-66 mm, set	100 x 86 x 60	1	6418677172748
PK69T	Cable grommet, set, ø 27-66 mm	108 x 89 x 60	1	6418677173585



Cable entry for 1 cable, PCE3.



Cable entry for 2 cables, PCE3.2.



Separate rubber grommet, PK69.



Cable grommet set, PK69T.

Other accessories

Product code	Description	Dimensions (mm)	Package size (pcs)	EAN 13 code
PFPL1848	Locking pin separately for Cubo P flanges, grey, PC	12 x 90	100	6418677172663
POT1	Pull-out tool for Cubo P locking pins	ø 50 x 175	1	6418677172533
PHI1	Hinge pair, for 300/600 mm cover side	40 x 65 x 16.5	1	6418677184987
PSFSC3.50	Extension frame for SFS flanges, incl. PSFS3 flange, F2 size, 50 mm deep, set for 300 mm side	216 x 86 x 50	1	6418677172526



Locking pin for Cubo P flanges, FPL1848.



Pull-out tool for Cubo P locking pins, POT1.



Hinge pair, PHI1.

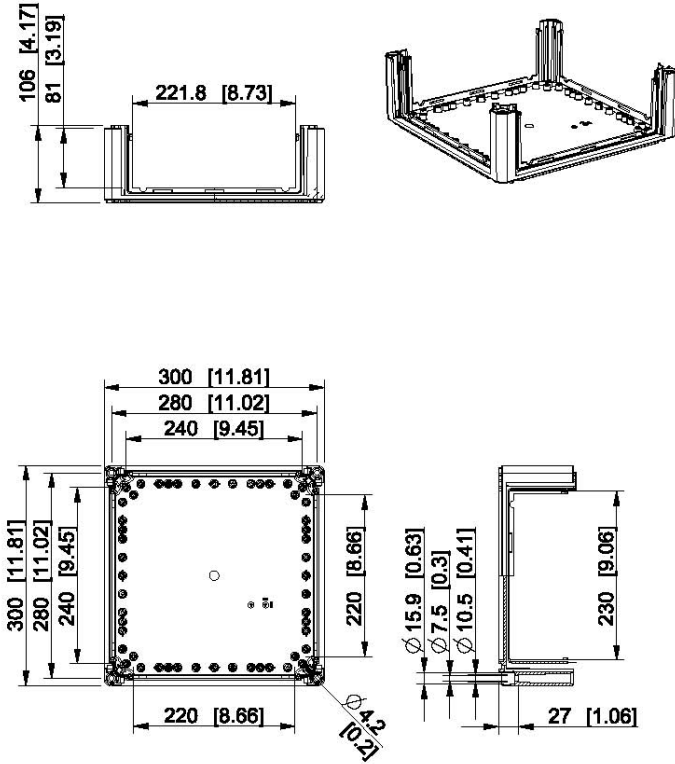


Extension frame for SFS flanges, PSFSC3.50.

Dimensional drawings, Ensto Cubo P

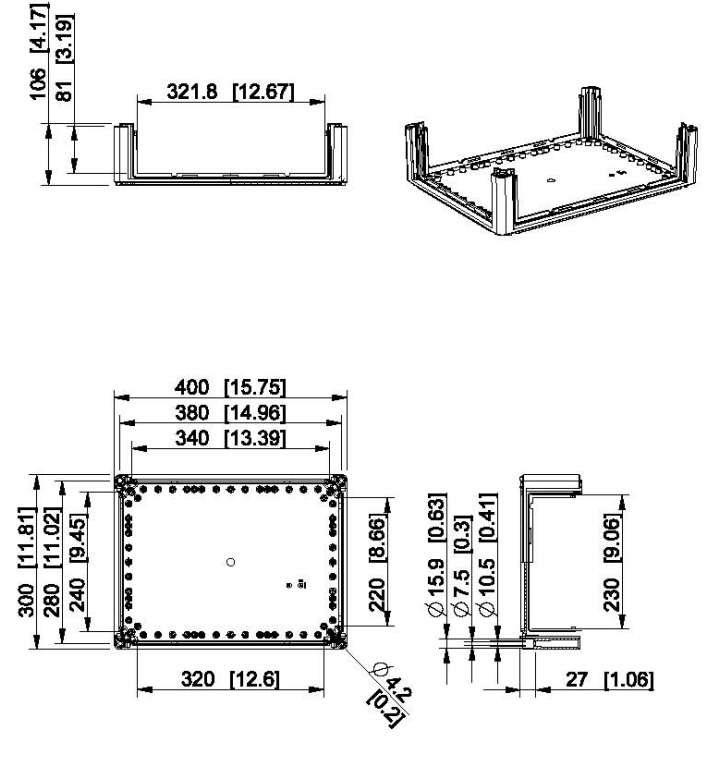
Dimensions in mm [inch]

Ensto Cubo P 300 x 300 x 102 mm



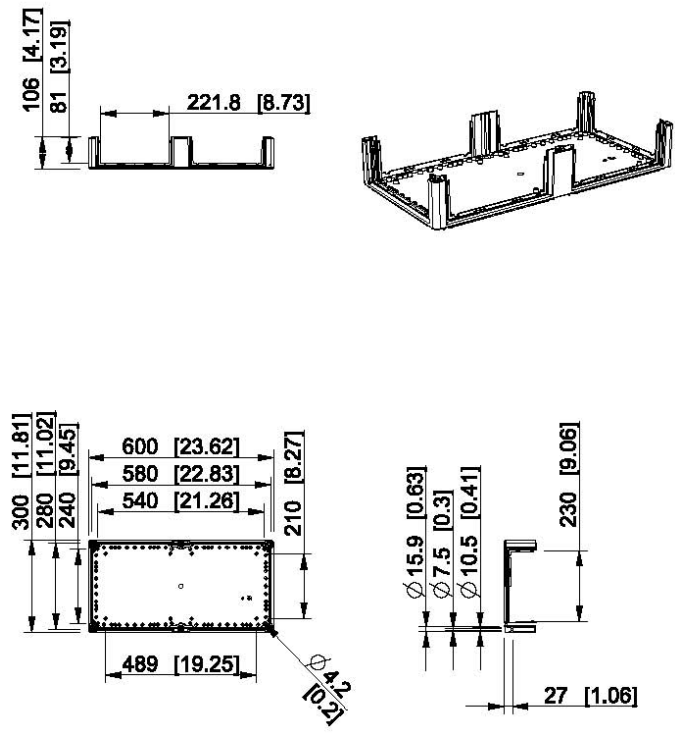
Product code	Description
PPCF303010B4	Cubo P base, 4 plate openings, polycarbonate

Ensto Cubo P 300 x 400 x 102 mm



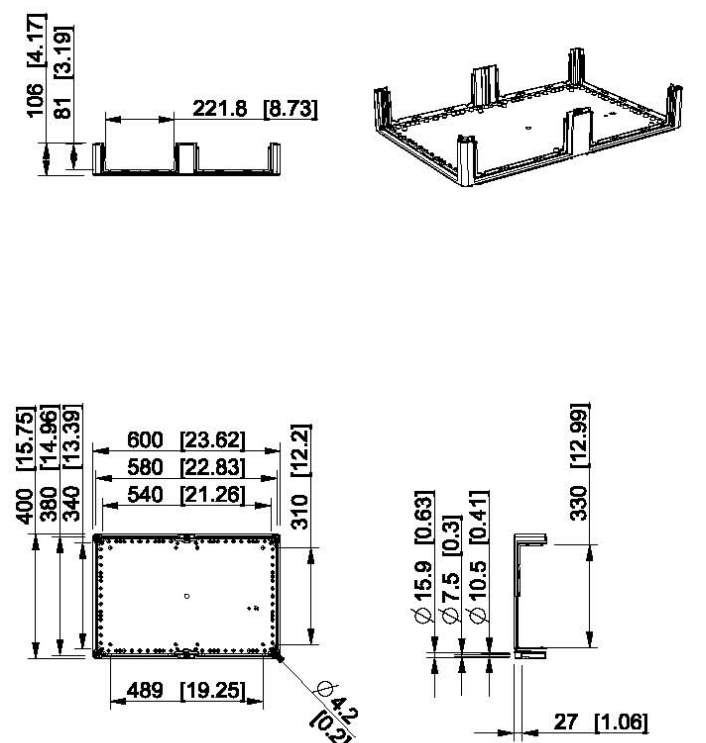
Product code	Description
PPCF304010B4	Cubo P base, 4 plate openings, polycarbonate

Ensto Cubo P 300 x 600 x 102 mm



Product code	Description
PPCF306010B6	Cubo P base, 6 plate openings, polycarbonate

Ensto Cubo P 400 x 600 x 102 mm



Product code	Description
PPCF406010B6	Cubo P base, 6 plate openings, polycarbonate

Ensto Cubo G junction boxes IP 66

Size 93 x 93 x 50 mm



Ensto Cubo G junction box in brief:

- Available in one size
- Equipped with metric knockouts in the base and on all four sides of the base part
- Has fixed fastening lugs
- Cover has a snap-in fit
- High degree of protection without gasket.

Contents of the product packages:

- Enclosure base
- Cover
- Cover screws

Customising services available for this product:

- Prints
- Colour service
- Assembly of components

Further information on our customising services is available on page 12.

Technical information

Degree of protection:	IP 66
Flammability rating:	Material UL94 5VA
Insulation:	Enclosure enables insulation suitable for class II assemblies

Material

Base/cover:	Fibreglass reinforced polycarbonate
Cover screws:	Steel

Knockout alternatives

PC enclosures:	Metric knockouts
----------------	------------------

Standard colour

Base/cover:	Grey RAL 7035
-------------	---------------

Material based technical information is available on page 5.



Protection class IP 66 has been achieved through the innovative construction of the cover, which includes a snap in fit and no gasket. No cover screws are needed.

The box is equipped with fixed fastening lugs.

Ensto Clampo Compact terminal blocks KR8031 are an ideal fit for the new junction box. The terminals can be mounted onto a DIN rail or directly onto the base with mounting pods. The picture shows an Ensto Cubo G junction box with two Ensto Clampo Compact terminals (KR8031), an end plate for direct mounting (PMR143) and four M20 size cable glands (KTM24.20).

Product cards, dimensional drawings and 3D models can be found at www.ensto.com.

Ensto Cubo G junction boxes

Ensto Cubo G junction boxes, polycarbonate

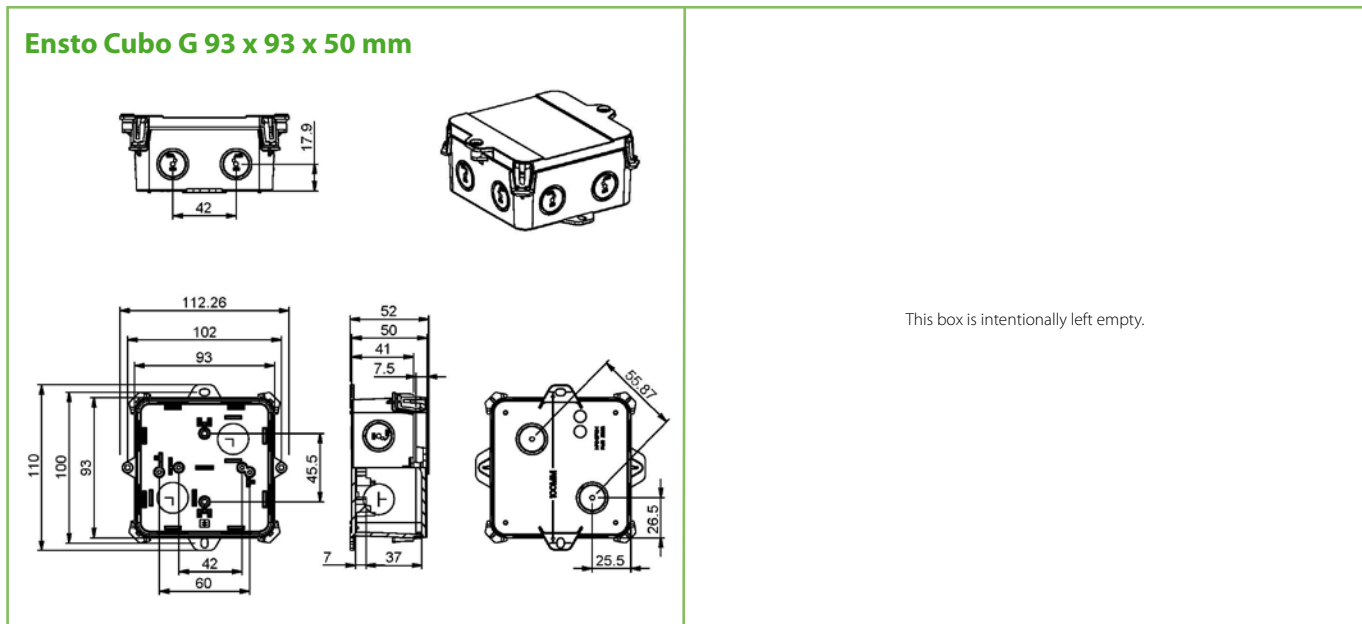
Product code	Knockouts	External dimensions (mm)			Package size (pcs)	EAN 13 code
		Width	Height	Depth		
GPCM090905G	2 x M20 on each side of the base, 2 x M20 in the bottom	93	93	50	1/14	6438100100285



GPCM090905G

Dimensional drawing, Ensto Cubo G

Dimensions in mm [inch]



Ensto Cubo R modular enclosures IP 65

Sizes 75 x 125 x 100 to 300 x 600 x 136 mm



Ensto Cubo R modular enclosure in brief:

- Ready-assembled product
- Available with plain sides, or with Pg/metric/flange knockouts
- Has a hinged window in front, facilitating control and service of the devices located inside the enclosure
- Available in 7 sizes
- Small modular enclosures (sizes 75 x 125 x 100 to 175 x 250 x 100 mm) are available for 2, 4, 6 and 10 modules
- Large modular enclosures (sizes 300 x 300 x 132 to 300 x 600 x 132 mm) are available for 12, 24 or 36 modules
- Also suitable for humid conditions
- Both the window and the cover are lockable/sealable.

Contents of the product package:






Small modular enclosures (2-10 modules)



- Enclosure base
- Cover with hinged window
- Cover screws
- Pre-mounted DIN rails

Large modular enclosures (12-36 modules)

- Enclosure base
- Cover with hinged window
- Cover screws
- Pre-mounted DIN rails
- DIN rail profiles
- Pre-mounted N/PE busbars
- Cover plate
- Marker

Conformity

PC enclosures:     

ABS enclosures:    

Technical information

Degree of protection: IP 65

Impact resistance: PC: IK 08 (-25 °C... +35 °C)

ABS: IK 08 (+35 °C)/IK 07 (-25 °C)

Flammability rating: PC: UL 94 V0/V2

ABS: UL 94 HB

Insulation: Enclosure enables insulation suitable for class II assemblies

Material

Base: ABS or fibreglass reinforced polycarbonate

Cover: ABS or polycarbonate

Cover screws: Fibreglass reinforced polyamide

Gasket: PUR (polyurethane)

Knockout alternatives

PC enclosures: Plain sides, metric, Pg and flange knockouts

ABS enclosures: Plain sides

Standard colour

Base: Grey RAL 7035

Cover: Grey RAL 7035, hinged window smoke grey as standard, also available as transparent

Material based technical information available on page 5.



Large enclosures have a smoke-grey hinged window as standard. As an alternative, these enclosures are available with a transparent window.



The cover can be sealed with a standard cover screw.

Product cards, dimensional drawings and 3D models can be found at www.ensto.com.

Ensto Cubo R modular enclosures

Small Ensto Cubo R modular enclosures with hinged window

Product code	Description	External dimensions (mm)				Inner depth (mm)	Package size (pcs)	EAN 13 code
		Width	Height	Depth	Base depth			
With Pg knockouts, polycarbonate								
RPCK081308G/2M	For 2 modules	75	125	100	50	60.5/86	1	6418677173455
RPCK131308G/4M	For 4 modules	125	125	100	50	60.5/86	1	6418677173462
RPCK131808G/6M	For 6 modules	125	175	100	50	60.5/86	1	6418677173479
RPCK182508G/10M	For 10 modules	175	250	100	50	60.5/86	1	6418677173486
With plain sides, ABS								
RABP081308G/2M	For 2 modules	75	125	100	50	60.5/86	1	6418677173493
RABP131308G/4M	For 4 modules	125	125	100	50	60.5/86	1	6418677173509
RABP131808G/6M	For 6 modules	125	175	100	50	60.5/86	1	6418677173516
RABP182508G/10M	For 10 modules	175	250	100	50	60.5/86	1	6418677173523



RPCK131308G/4M

Large Ensto Cubo R modular enclosures with smoke-grey hinged window

Product code	Description	External dimensions (mm)				Inner depth (mm)	Package size (pcs)	EAN 13 code
		Width	Height	Depth	Base depth			
With plain sides, polycarbonate								
RPCP33DS.12MT	For 12 modules 1 row	300	300	136	102	67.5/116	1	6418677182457
RPCP34DS.24MT	For 24 modules 2 rows	300	400	136	102	67.5/116	1	6418677182464
RPCP36DS.36MT	For 36 modules 3 rows	300	600	136	102	67.5/116	1	6418677182471
With plain sides, ABS								
RABP33DS.12MT	For 12 modules 1 row	300	300	136	102	67.5/116	1	6418677182518
RABP34DS.24MT	For 24 modules 2 rows	300	400	136	102	67.5/116	1	6418677182525
RABP36DS.36MT	For 36 modules 3 rows	300	600	136	102	67.5/116	1	6418677182532
With metric knockouts, polycarbonate								
RPCM33DS.12MT	For 12 modules 1 row	300	300	136	102	67.5/116	1	6418677182426
RPCM34DS.24MT	For 24 modules 2 rows	300	400	136	102	67.5/116	1	6418677182433
RPCM36DS.36MT	For 36 modules 3 rows	300	600	136	102	67.5/116	1	6418677182440
With flange knockouts, polycarbonate								
RPCF33DS.12MT	For 12 modules 1 row	300	300	136	102	67.5/116	1	6418677182488
RPCF34DS.24MT	For 24 modules 2 rows	300	400	136	102	67.5/116	1	6418677182495
RPCF36DS.36MT	For 36 modules 3 rows	300	600	136	102	67.5/116	1	6418677182501



RPCP33DS.12MT




RPCF34DS.24MT

Accessories for large modular enclosures (12 - 36 modules)

Product code	Description	Dimensions (mm)	Package size (pcs)	EAN 13 code
KN15.315	Rail, for 300 mm side, N + PE, Cu 2 x (2 x 16 / 13 x 6 mm ²)	Length 250 mm	1	6418677153020
KN16.330	Rail, for 300 mm side, N, Cu 4 x 16 / 26 x 6 mm ²	Length 250 mm	1	6418677153037
KN17.332	Rail, for 300 mm side, PE, Cu 4 x 16 / 28 x 6 mm ²	Length 250 mm	1	6418677153044
CP220	Cover plate for slits	220 x 50 x 7	10	6418677176661
PEM222	Marker, paper	216 x 34 x 0.1	20	6418677176678
KY6	Lock (for all modular covers)	-	1	6418677173431



Rail, N + PE, KN15.315.



Cover plate for slits, CP220.



Marker, PEM222.

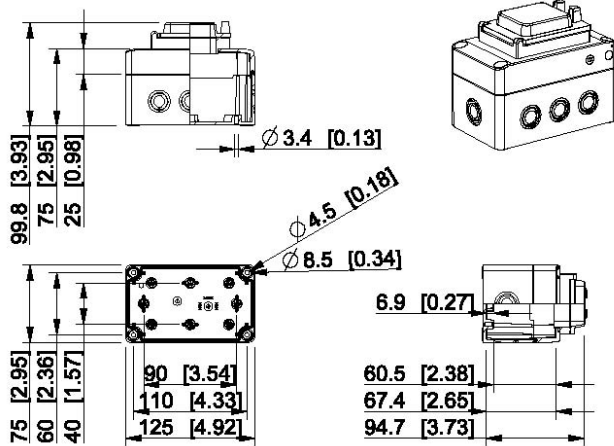


Lock, KY6.

Dimensional drawings, Ensto Cubo R

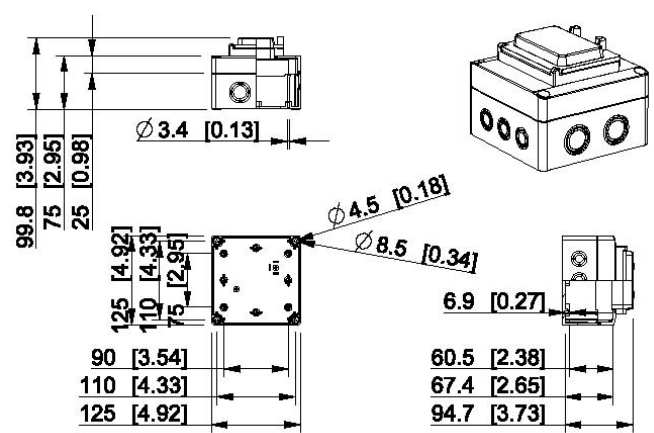
Dimensions in mm [inch]

Ensto Cubo R 75 x 125 x 100 mm



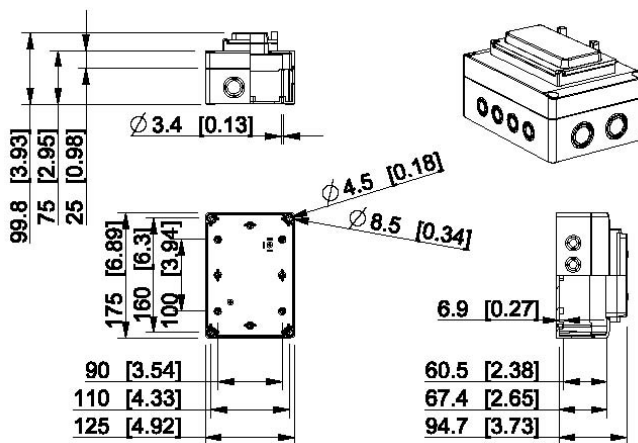
Product code	Description
RPCK081308G/2M	2 x Pg9/13.5 + 6 x Pg9/13.5, PC
RABP081308G/2M	Plain sides, ABS

Ensto Cubo R 125 x 125 x 100 mm



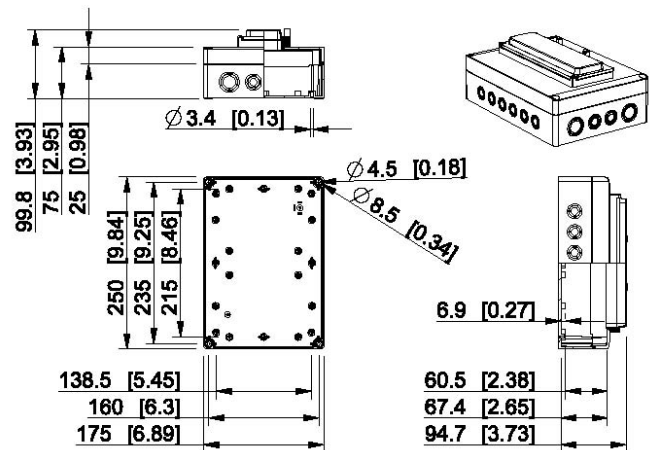
Product code	Description
RPCK131308G/4M	4 x Pg16/21 + 6 x Pg9/13.5, PC
RABP131308G/4M	Plain sides, ABS

Ensto Cubo R 125 x 175 x 100 mm



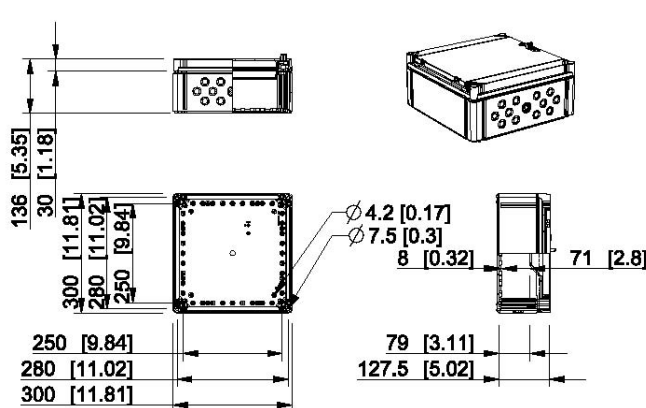
Product code	Description
RPCK131808G/6M	4 x Pg16/21 + 8 x Pg9/13.5, PC
RABP131808G/6M	Plain sides, ABS

Ensto Cubo R 175 x 250 x 100 mm



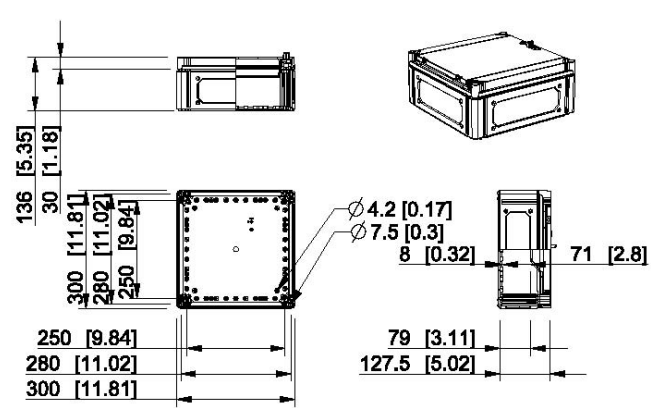
Product code	Description
RPCK182508G/10M	4 x Pg16/21 + 4 x Pg9/16 + 12 x Pg9/13.5, PC
RABP182508G/10M	Plain sides, ABS

Ensto Cubo R 300 x 300 x 136 mm



Product code	Description
RPCP33DS.12MT	Plain sides, polycarbonate
RABP33DS.12MT	Plain sides, ABS
RPCM33DS.12MT	12 x M20 + 1 x M16/25 + 8 x M20 + 4 x M25/40, PC

Ensto Cubo R 300 x 300 x 136 mm

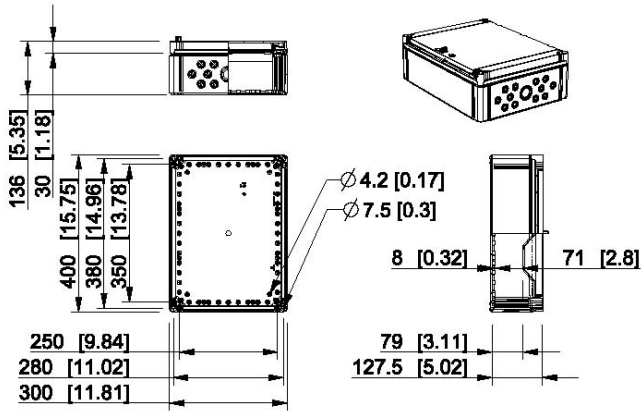


Product code	Description
RPCF33DS.12MT	4 x F2 knockout, PC

Dimensional drawings, Ensto Cubo R

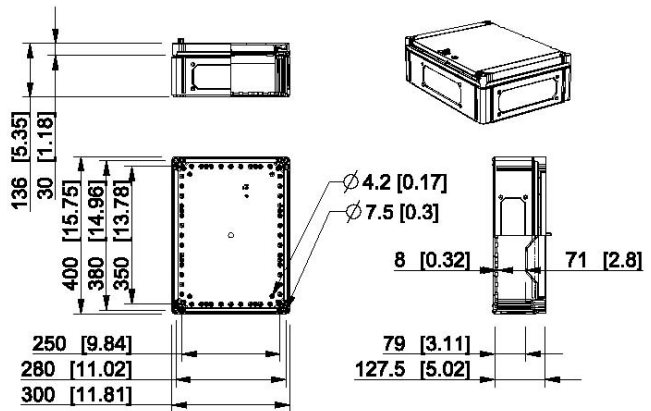
Dimensions in mm [inch]

Ensto Cubo R 300 x 400 x 136 mm



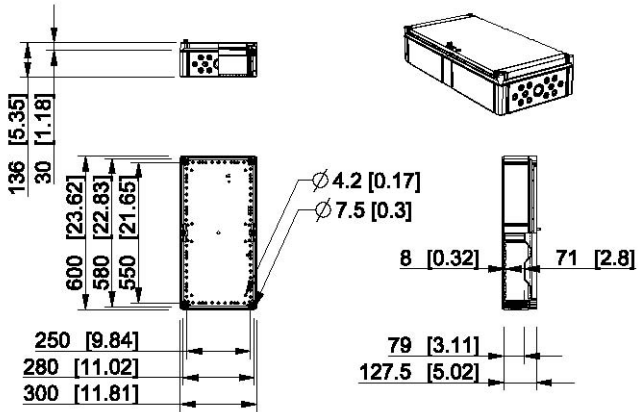
Product code	Description
RPCP34DS.24MT	Plain sides, polycarbonate
RABP34DS.24MT	Plain sides, ABS
RPCM34DS.24MT	8 x M12/20 + 5 x M16/25 + 12 x M12/20 + 1 x M32/40, PC

Ensto Cubo R 300 x 400 x 136 mm



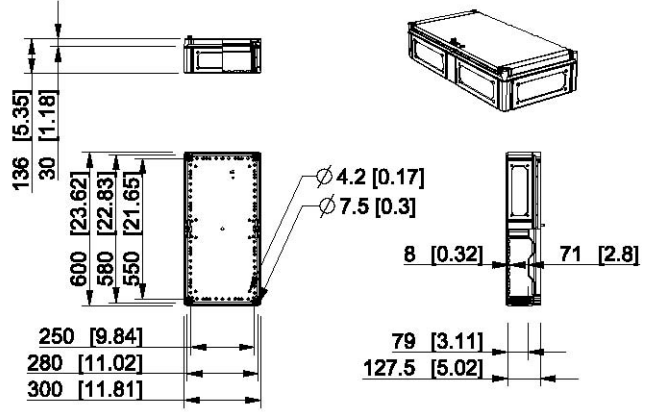
Product code	Description
RPCF34DS.24MT	4 x F2 knockout, PC

Ensto Cubo R 300 x 600 x 136 mm



Product code	Description
RPCP36DS.36MT	Plain sides, polycarbonate
RABP36DS.36MT	Plain sides, ABS
RPCM36DS.36MT	8 x M12/20 + 5 x M16/25 + 12 x M12/20 + 1 x M32/40, PC

Ensto Cubo R 300 x 600 x 136 mm



Product code	Description
RPCF36DS.36MT	6 x F2 knockout, PC

Ensto UL-listed thermoplastic enclosures

Sizes 53 x 55 x 36 to 400 x 600 x 187 mm



UL-listed enclosures in brief:

- UL-listed enclosures have their own product codes
- Codes are simple: the normal product code + suffix ".U" e.g. OPCP303013G.U
- Please see accessories and other information from product group pages

More information can be found from:

- Ensto Cubo S enclosures, page 15
- Ensto Cubo D enclosures, page 27
- Ensto Cubo O enclosures, page 34
- Ensto Cubo C enclosures, page 39
- Ensto Cubo W wall cabinets, page 43

Conformity

PC enclosures:



Technical information

Degree of protection:	IP 66/67
Impact resistance:	IK 08 (-25 °C... +35 °C)
Flammability rating:	UL 746C 5V
UL File no:	E189312
UL category:	NITW, NITW7
Environmental type (UL):	4, 4X, 12, 13, (6 for Cubo S and D)
Outdoor suitability:	UL 746C f1 rated material
Insulation:	Enclosure enables insulation suitable for class II assemblies

Material

Base:	Fibreglass reinforced polycarbonate *
Cover:	Polycarbonate
Cover screws:	Fibreglass reinforced polyamide
Gasket:	PUR (polyurethane)

Standard colour

Base:	Grey RAL 7035
Cover:	Grey RAL 7035 or transparent

* Ensto Cubo D enclosure's base is plain polycarbonate.

Ensto Cubo S



Ensto Cubo D



Ensto Cubo O and C



Ensto Cubo W



Product cards, dimensional drawings and 3D models can be found at www.ensto.com.

Ensto Cubo S UL-listed enclosures

Ensto Cubo S enclosures with plain sides, polycarbonate

Product code	Description	External dimensions (mm)				Inner depth (mm)	Package size (pcs)	EAN 13 code
		Width	Height	Depth	Base depth			
Grey cover								
SPCP081304L.G.U		75	125	35	25	20.5	12	6438100115814
SPCP081305L.G.U		75	125	50	25	35.5	18	6438100115821
SPCP081306G.U		75	125	60	50	45.5	18	6438100115838
SPCP081308L.G.U		75	125	75	25	60.5	18	6438100115852
SPCP081308G.U		75	125	75	50	60.5	18	6438100115845
SPCP081310L.G.U		75	125	100	25	85.5	9	6438100115876
SPCP081310G.U		75	125	100	50	85.5	9	6438100115869
SPCP081313G.U		75	125	125	50	110.5	9	6438100115883
SPCP101004L.G.U		100	100	35	25	20.5	18	6438100115890
SPCP101006G.U		100	100	60	50	45.5	12	6438100115906
SPCP131304L.G.U		125	125	35	25	20.5	18	6438100115913
SPCP131305L.G.U		125	125	50	25	35.5	18	6438100115920
SPCP131306G.U		125	125	60	50	45.5	18	6438100115937
SPCP131308L.G.U		125	125	75	25	60.5	18	6438100115944
SPCP131308G.U		125	125	75	50	60.5	18	6438100115951
SPCP131310L.G.U		125	125	100	25	85.5	12	6438100115968
SPCP131310G.U		125	125	100	50	85.5	12	6438100115975
SPCP131313G.U		125	125	125	50	110.5	18	6438100115982
SPCP131804L.G.U		125	175	35	25	20.5	18	6438100115999
SPCP131805L.G.U		125	175	50	25	35.5	12	6438100116002
SPCP131806G.U		125	175	60	50	45.5	12	6438100116019
SPCP131808L.G.U		125	175	75	25	60.5	25	6438100116033
SPCP131808G.U		125	175	75	50	60.5	25	6438100116026
SPCP131810L.G.U		125	175	100	25	85.5	19	6438100116057
SPCP131810G.U		125	175	100	50	85.5	19	6438100116040
SPCP131813L.G.U		125	175	125	25	110.5	14	6438100116064
SPCP131813G.U		125	175	125	50	110.5	14	6438100116071
SPCP131815G.U		125	175	150	50	135.5	6	6438100116088
SPCP132513G.U		125	250	125	50	110.5	9	6438100116095
SPCP181808G.U		175	175	75	50	60.5	7	6438100116101
SPCP181810G.U		175	175	100	50	85.5	6	6438100116118
SPCP181813G.U		175	175	125	50	110.5	5	6438100116125
SPCP181815G.U		175	175	150	50	135.5	4	6438100116132
SPCP182508G.U		175	250	75	50	60.5	12	6438100116149
SPCP182510G.U		175	250	100	50	85.5	12	6438100116156
SPCP182515G.U		175	250	150	50	135.5	6	6438100116163
Transparent cover								
SPCP081304L.T.U		75	125	35	25	20.5	12	6438100116170
SPCP081305L.T.U		75	125	50	25	35.5	18	6438100116187
SPCP081306T.U		75	125	60	50	45.5	18	6438100116194
SPCP081308L.T.U		75	125	75	25	60.5	18	6438100116200
SPCP081308T.U		75	125	75	50	60.5	18	6438100116217
SPCP081310L.T.U		75	125	100	25	85.5	9	6438100116224
SPCP081310T.U		75	125	100	50	85.5	9	6438100116231
SPCP081313T.U		75	125	125	50	110.5	9	6438100116248
SPCP101004L.T.U		100	100	35	25	20.5	18	6438100116255
SPCP101006T.U		100	100	60	50	45.5	12	6438100116262
SPCP131304L.T.U		125	125	35	25	20.5	18	6438100116279
SPCP131305L.T.U		125	125	50	25	35.5	18	6438100116286
SPCP131306T.U		125	125	60	50	45.5	18	6438100116293
SPCP131308L.T.U		125	125	75	25	60.5	18	6438100116316
SPCP131308T.U		125	125	75	50	60.5	18	6438100116309
SPCP131310L.T.U		125	125	100	25	85.5	12	6438100116330
SPCP131310T.U		125	125	100	50	85.5	12	6438100116323
SPCP131313T.U		125	125	125	50	110.5	18	6438100116347
SPCP131804L.T.U		125	175	35	25	20.5	18	6438100116354
SPCP131805L.T.U		125	175	50	25	35.5	12	6438100116361
SPCP131806T.U		125	175	60	50	45.5	12	6438100116378
SPCP131808L.T.U		125	175	75	25	60.5	25	6438100116385
SPCP131808T.U		125	175	75	50	60.5	25	6438100116392
SPCP131810L.T.U		125	175	100	25	85.5	19	6438100116408
SPCP131810T.U		125	175	100	50	85.5	19	6438100116415
SPCP131813L.T.U		125	175	125	25	110.5	14	6438100116422
SPCP131813T.U		125	175	125	50	110.5	14	6438100116439
SPCP131815T.U		125	175	150	50	135.5	6	6438100116446
SPCP132513T.U		125	250	125	50	110.5	9	6438100116453
SPCP181808T.U		175	175	75	50	60.5	7	6438100116477
SPCP181810T.U		175	175	100	50	85.5	6	6438100116484
SPCP181813T.U		175	175	125	50	110.5	5	6438100116460
SPCP181815T.U		175	175	150	50	135.5	4	6438100116491
SPCP182508T.U		175	250	75	50	60.5	12	6438100116507
SPCP182510T.U		175	250	100	50	85.5	12	6438100116514
SPCP182515T.U		175	250	150	50	135.5	6	6438100116521



SPCP131304L.G.U



SPCP131810G.U



SPCP131813G.U



SPCP131308T.U



SPCP182515T.U

Ensto Cubo S UL-listed enclosures

Ensto Cubo S enclosures with metric knockouts, polycarbonate

Product code	Knockouts	External dimensions (mm)				Inner depth (mm)	Package size (pcs)	EAN 13 code
		Width	Height	Depth	Base depth			
Grey cover								
SPCM081306G.U	2 x M16/25 + 6 x M12/20	75	125	60	50	45.5	18	6438100115371
SPCM081308G.U	2 x M16/25 + 6 x M12/20	75	125	75	50	60.5	18	6438100115388
SPCM081310G.U	2 x M16/25 + 6 x M12/20	75	125	100	50	85.5	9	6438100115395
SPCM081313G.U	2 x M16/25 + 6 x M12/20	75	125	125	50	110.5	9	6438100115401
SPCM101006G.U	2 x M16/25 + 4 x M12/20	100	100	60	50	45.5	12	6438100115418
SPCM131306G.U	4 x M16/25 + 6 x M12/20	125	125	60	50	45.5	18	6438100115425
SPCM131308G.U	4 x M16/25 + 6 x M12/20	125	125	75	50	60.5	18	6438100115432
SPCM131310G.U	4 x M16/25 + 6 x M12/20	125	125	100	50	85.5	12	6438100115449
SPCM131313G.U	4 x M16/25 + 6 x M12/20	125	125	125	50	110.5	18	6438100115456
SPCM131806G.U	4 x M16/25 + 8 x M12/20	125	175	60	50	45.5	12	6438100115463
SPCM131808G.U	4 x M16/25 + 8 x M12/20	125	175	75	50	60.5	25	6438100115470
SPCM131810G.U	4 x M16/25 + 8 x M12/20	125	175	100	50	85.5	19	6438100115487
SPCM131813G.U	4 x M16/25 + 8 x M12/20	125	175	125	50	110.5	14	6438100115494
SPCM131815G.U	4 x M16/25 + 8 x M12/20	125	175	150	50	135.5	6	6438100115500
SPCM132513G.U	4 x M20/25	125	250	125	50	110.5	9	6438100115517
SPCM181808G.U	4 x M12/20 + 4 x M16/25 + 10 x M12/20	175	175	75	50	60.5	7	6438100115524
SPCM181810G.U	4 x M12/20 + 4 x M16/25 + 10 x M12/20	175	175	100	50	85.5	6	6438100115531
SPCM181813G.U	4 x M12/20 + 4 x M16/25 + 10 x M12/20	175	175	125	50	110.5	5	6438100115548
SPCM181815G.U	4 x M12/20 + 4 x M16/25 + 10 x M12/20	175	175	150	50	135.5	4	6438100115555
SPCM182508G.U	4 x M12/20 + 4 x M16/25 + 12 x M12/20	175	250	75	50	60.5	12	6438100115562
SPCM182510G.U	4 x M12/20 + 4 x M16/25 + 12 x M12/20	175	250	100	50	85.5	12	6438100115579
SPCM182515G.U	4 x M12/20 + 4 x M16/25 + 12 x M12/20	175	250	150	50	135.5	6	6438100115586
Transparent cover								
SPCM081306T.U	2 x M16/25 + 6 x M12/20	75	125	60	50	45.5	18	6438100115593
SPCM081308T.U	2 x M16/25 + 6 x M12/20	75	125	75	50	60.5	18	6438100115609
SPCM081310T.U	2 x M16/25 + 6 x M12/20	75	125	100	50	85.5	9	6438100115616
SPCM081313T.U	2 x M16/25 + 6 x M12/20	75	125	125	50	110.5	9	6438100115623
SPCM101006T.U	2 x M16/25 + 4 x M12/20	100	100	60	50	45.5	12	6438100115630
SPCM131306T.U	4 x M16/25 + 6 x M12/20	125	125	60	50	45.5	18	6438100115647
SPCM131308T.U	4 x M16/25 + 6 x M12/20	125	125	75	50	60.5	18	6438100115654
SPCM131310T.U	4 x M16/25 + 6 x M12/20	125	125	100	50	85.5	12	6438100115661
SPCM131313T.U	4 x M16/25 + 6 x M12/20	125	125	125	50	110.5	18	6438100115678
SPCM131806T.U	4 x M16/25 + 8 x M12/20	125	175	60	50	45.5	12	6438100115685
SPCM131808T.U	4 x M16/25 + 8 x M12/20	125	175	75	50	60.5	25	6438100115692
SPCM131810T.U	4 x M16/25 + 8 x M12/20	125	175	100	50	85.5	19	6438100115708
SPCM131813T.U	4 x M16/25 + 8 x M12/20	125	175	125	50	110.5	14	6438100115715
SPCM131815T.U	4 x M16/25 + 8 x M12/20	125	175	150	50	135.5	6	6438100115722
SPCM132513T.U	4 x M20/25	125	250	125	50	110.5	9	6438100115739
SPCM181808T.U	4 x M12/20 + 4 x M16/25 + 10 x M12/20	175	175	75	50	60.5	7	6438100115746
SPCM181810T.U	4 x M12/20 + 4 x M16/25 + 10 x M12/20	175	175	100	50	85.5	6	6438100115753
SPCM181813T.U	4 x M12/20 + 4 x M16/25 + 10 x M12/20	175	175	125	50	110.5	5	6438100115760
SPCM181815T.U	4 x M12/20 + 4 x M16/25 + 10 x M12/20	175	175	150	50	135.5	4	6438100115777
SPCM182508T.U	4 x M12/20 + 4 x M16/25 + 12 x M12/20	175	250	75	50	60.5	12	6438100115784
SPCM182510T.U	4 x M12/20 + 4 x M16/25 + 12 x M12/20	175	250	100	50	85.5	12	6438100115791
SPCM182515T.U	4 x M12/20 + 4 x M16/25 + 12 x M12/20	175	250	150	50	135.5	6	6438100115807



SPCM081308G.U



SPCM131313G.U



SPCM182515T.U



Ensto Cubo S enclosures are available in 36 sizes, with two base depths (25 and 50 mm) and 5 different cover heights.

Ensto Cubo S UL-listed enclosures

Ensto Cubo S enclosures with Pg knockouts, polycarbonate

Product code	Knockouts	External dimensions (mm)				Inner depth (mm)	Package size (pcs)	EAN 13 code
		Width	Height	Depth	Base depth			
Grey cover								
SPCK081306G.U	2 x Pg9/13.5 + 6 x Pg9/13.5	75	125	60	50	45.5	18	6438100114978
SPCK081308G.U	2 x Pg9/13.5 + 6 x Pg9/13.5	75	125	75	50	60.5	18	6438100114985
SPCK081310G.U	2 x Pg9/13.5 + 6 x Pg9/13.5	75	125	100	50	85.5	9	6438100114992
SPCK081313G.U	2 x Pg9/13.5 + 6 x Pg9/13.5	75	125	125	50	110.5	9	6438100115005
SPCK131306G.U	4 x Pg16/21 + 6 x Pg9/13.5	125	125	60	50	45.5	18	6438100115012
SPCK131308G.U	4 x Pg16/21 + 6 x Pg9/13.5	125	125	75	50	60.5	18	6438100115029
SPCK131310G.U	4 x Pg16/21 + 6 x Pg9/13.5	125	125	100	50	85.5	12	6438100115036
SPCK131313G.U	4 x Pg16/21 + 6 x Pg9/13.5	125	125	125	50	110.5	18	6438100115043
SPCK131806G.U	4 x Pg16/21 + 8 x Pg9/13.5	125	175	60	50	45.5	12	6438100115050
SPCK131808G.U	4 x Pg16/21 + 8 x Pg9/13.5	125	175	75	50	60.5	25	6438100115067
SPCK131810G.U	4 x Pg16/21 + 8 x Pg9/13.5	125	175	100	50	85.5	19	6438100115074
SPCK131813G.U	4 x Pg16/21 + 8 x Pg9/13.5	125	175	125	50	110.5	14	6438100115081
SPCK131815G.U	4 x Pg16/21 + 8 x Pg9/13.5	125	175	150	50	135.5	6	6438100115098
SPCK181808G.U	4 x Pg16/21 + 4 x Pg9/16 + 10 x Pg9/13.5	175	175	75	50	60.5	7	6438100115104
SPCK181810G.U	4 x Pg16/21 + 4 x Pg9/16 + 10 x Pg9/13.5	175	175	100	50	85.5	6	6438100115111
SPCK181813G.U	4 x Pg16/21 + 4 x Pg9/16 + 10 x Pg9/13.5	175	175	125	50	110.5	5	6438100115128
SPCK181815G.U	4 x Pg16/21 + 4 x Pg9/16 + 10 x Pg9/13.5	175	175	150	50	135.5	4	6438100115135
SPCK182508G.U	4 x Pg16/21 + 4 x Pg9/16 + 12 x Pg9/13.5	175	250	75	50	60.5	12	6438100115142
SPCK182510G.U	4 x Pg16/21 + 4 x Pg9/16 + 12 x Pg9/13.5	175	250	100	50	85.5	12	6438100115159
SPCK182515G.U	4 x Pg16/21 + 4 x Pg9/16 + 12 x Pg9/13.5	175	250	150	50	135.5	6	6438100115166
Transparent cover								
SPCK081306T.U	2 x Pg9/13.5 + 6 x Pg9/13.5	75	125	60	50	45.5	18	6438100115173
SPCK081308T.U	2 x Pg9/13.5 + 6 x Pg9/13.5	75	125	75	50	60.5	18	6438100115180
SPCK081310T.U	2 x Pg9/13.5 + 6 x Pg9/13.5	75	125	100	50	85.5	9	6438100115197
SPCK081313T.U	2 x Pg9/13.5 + 6 x Pg9/13.5	75	125	125	50	110.5	9	6438100115203
SPCK131306T.U	4 x Pg16/21 + 6 x Pg9/13.5	125	125	60	50	45.5	18	6438100115210
SPCK131308T.U	4 x Pg16/21 + 6 x Pg9/13.5	125	125	75	50	60.5	18	6438100115227
SPCK131310T.U	4 x Pg16/21 + 6 x Pg9/13.5	125	125	100	50	85.5	12	6438100115234
SPCK131313T.U	4 x Pg16/21 + 6 x Pg9/13.5	125	125	125	50	110.5	18	6438100115241
SPCK131806T.U	4 x Pg16/21 + 8 x Pg9/13.5	125	175	60	50	45.5	12	6438100115258
SPCK131808T.U	4 x Pg16/21 + 8 x Pg9/13.5	125	175	75	50	60.5	25	6438100115265
SPCK131810T.U	4 x Pg16/21 + 8 x Pg9/13.5	125	175	100	50	85.5	19	6438100115272
SPCK131813T.U	4 x Pg16/21 + 8 x Pg9/13.5	125	175	125	50	110.5	14	6438100115289
SPCK131815T.U	4 x Pg16/21 + 8 x Pg9/13.5	125	175	150	50	135.5	6	6438100115296
SPCK181808T.U	4 x Pg16/21 + 4 x Pg9/16 + 10 x Pg9/13.5	175	175	75	50	60.5	7	6438100115302
SPCK181810T.U	4 x Pg16/21 + 4 x Pg9/16 + 10 x Pg9/13.5	175	175	100	50	85.5	6	6438100115319
SPCK181813T.U	4 x Pg16/21 + 4 x Pg9/16 + 10 x Pg9/13.5	175	175	125	50	110.5	5	6438100115326
SPCK181815T.U	4 x Pg16/21 + 4 x Pg9/16 + 10 x Pg9/13.5	175	175	150	50	135.5	4	6438100115333
SPCK182508T.U	4 x Pg16/21 + 4 x Pg9/16 + 12 x Pg9/13.5	175	250	75	50	60.5	12	6438100115340
SPCK182510T.U	4 x Pg16/21 + 4 x Pg9/16 + 12 x Pg9/13.5	175	250	100	50	85.5	12	6438100115357
SPCK182515T.U	4 x Pg16/21 + 4 x Pg9/16 + 12 x Pg9/13.5	175	250	150	50	135.5	6	6438100115364



SPCK131306G.U



SPCK131313T.U



The enclosure has unique slots in the base for printed circuit boards.



Enclosure with a low 10 mm cover and a low 25 mm base.



The cover can be sealed with a standard cover screw.

Ensto Cubo D UL-listed enclosures

Ensto Cubo D enclosures, polycarbonate

Product code	Description	External dimensions (mm)				Inner depth (mm)	Package size (pcs)	EAN 13 code
		Width	Height	Depth	Base depth			
Grey cover								
DPCP050504G.U		53	55	36	26	27.5	18	6438100116538
DPCP050704G.U		53	65	36	26	25.0	15	6438100116545
DPCP080806G.U		80	82	56	41	42.0	12	6438100116552
DPCP080809G.U		80	82	86	71	72.0	12	6438100116569
DPCP081206G.U		80	120	56	41	42.0	18	6438100116576
DPCP081209G.U		80	120	86	71	72.0	9	6438100116583
DPCP081606G.U		80	160	56	41	42.0	12	6438100116590
DPCP081609G.U		80	160	86	71	72.0	12	6438100116606
DPCP121206G.U		120	122	56	41	42.0	12	6438100116613
DPCP121209G.U		120	122	86	71	72.0	12	6438100116620
DPCP121609G.U		120	160	91	61	77.5	8	6438100116637
DPCP122009G.U		120	200	86	71	72.0	8	6438100116644
DPCP152008G.U		150	200	76	61	62.0	10	6438100116651
DPCP162409G.U		160	240	91	76	77.5	10	6438100116668
DPCP162412G.U		160	240	121	76	107.5	8	6438100116675
DPCP233009G.U		230	300	86	56	72.5	7	6438100116682
DPCP233011G.U		230	300	111	56	97.5	7	6438100116699
Transparent cover								
DPCP050504T.U		53	55	36	26	27.5	18	6438100116705
DPCP050704T.U		53	65	36	26	25.0	15	6438100116712
DPCP080806T.U		80	82	56	41	42.0	12	6438100116729
DPCP080809T.U		80	82	86	71	72.0	12	6438100116736
DPCP081206T.U		80	120	56	41	42.0	18	6438100116743
DPCP081209T.U		80	120	86	71	72.0	9	6438100116750
DPCP081606T.U		80	160	56	41	42.0	12	6438100116767
DPCP081609T.U		80	160	86	71	72.0	12	6438100116774
DPCP121206T.U		120	122	56	41	42.0	12	6438100116781
DPCP121209T.U		120	122	86	71	72.0	12	6438100116798
DPCP121609T.U		120	160	91	61	77.5	8	6438100116804
DPCP122009T.U		120	200	86	71	72.0	8	6438100116811
DPCP152008T.U		150	200	76	61	62.0	10	6438100116828
DPCP162409T.U		160	240	91	76	77.5	10	6438100116835
DPCP162412T.U		160	240	121	76	107.5	8	6438100116842
DPCP233009T.U		230	300	86	56	72.5	7	6438100116859
DPCP233011T.U		230	300	111	56	97.5	7	6438100116866



DPCP080806G.U



DPCP080809T.U



Ensto Cubo D enclosures include fastening pods inside the cover.



The enclosure has unique slots in the base for printed circuit boards.



Ensto Cubo D enclosures have a modern design with faceted corners and cover plugs.

Ensto Cubo O UL-listed enclosures

Ensto Cubo O enclosures with plain sides, polycarbonate

Product code	Description	External dimensions (mm)				Inner depth (mm)	Package size (pcs)	EAN 13 code
		Width	Height	Depth	Base depth			
Grey cover								
OPCP202013G.U		200	200	132	102	115	1	6438100116873
OPCP203013G.U		200	300	132	102	115	1	6438100117880
OPCP204013G.U		200	400	132	102	115	1	6438100116897
OPCP303013G.U		300	300	132	102	115	1	6438100116903
OPCP304013G.U		300	400	132	102	115	1	6438100116910
OPCP306013G.U		300	600	132	102	115	1	6438100116927
OPCP404013G.U		400	400	132	102	115	1	6438100117986
OPCP406013G.U		400	600	132	102	115	1	6438100116934
OPCP202018G.U	Incl. extension frame	200	200	187	102 + 55	170	1	6438100116941
OPCP203018G.U	Incl. extension frame	200	300	187	102 + 55	170	1	6438100116958
OPCP204018G.U	Incl. extension frame	200	400	187	102 + 55	170	1	6438100116965
OPCP303018G.U	Incl. extension frame	300	300	187	102 + 55	170	1	6438100116972
OPCP304018G.U	Incl. extension frame	300	400	187	102 + 55	170	1	6438100116989
OPCP306018G.U	Incl. extension frame	300	600	187	102 + 55	170	1	6438100116996
OPCP404018G.U	Incl. extension frame	400	400	187	102 + 55	170	1	6438100117955
OPCP406018G.U	Incl. extension frame	400	600	187	102 + 55	170	1	6438100117009
Transparent cover								
OPCP202013T.U		200	200	132	102	115	1	6438100117016
OPCP203013T.U		200	300	132	102	115	1	6438100117023
OPCP204013T.U		200	400	132	102	115	1	6438100117030
OPCP303013T.U		300	300	132	102	115	1	6438100117047
OPCP304013T.U		300	400	132	102	115	1	6438100117054
OPCP306013T.U		300	600	132	102	115	1	6438100117061
OPCP404013T.U		400	400	132	102	115	1	6438100117962
OPCP406013T.U		400	600	132	102	115	1	6438100117078
OPCP202018T.U	Incl. extension frame	200	200	187	102 + 55	170	1	6438100117085
OPCP203018T.U	Incl. extension frame	200	300	187	102 + 55	170	1	6438100117092
OPCP204018T.U	Incl. extension frame	200	400	187	102 + 55	170	1	6438100117108
OPCP303018T.U	Incl. extension frame	300	300	187	102 + 55	170	1	6438100117115
OPCP304018T.U	Incl. extension frame	300	400	187	102 + 55	170	1	6438100117122
OPCP306018T.U	Incl. extension frame	300	600	187	102 + 55	170	1	6438100117139
OPCP404018T.U	Incl. extension frame	400	400	187	102 + 55	170	1	6438100117979
OPCP406018T.U	Incl. extension frame	400	600	187	102 + 55	170	1	6438100117146



OPCP202013G.U



OPCP304013T.U

Ensto Cubo O enclosures with metric knockouts, polycarbonate

Product code	Knockouts	External dimensions (mm)				Inner depth (mm)	Package size (pcs)	EAN 13 code
		Width	Height	Depth	Base depth			
Grey cover								
OPCM303013G.U	12 x M20 + 1 x M16/25 + 8 x M20 + 4 x M25/40	300	300	132	102	115	1	6438100117153
OPCM304013G.U	8 x M12/20 + 5 x M16/25 + 12 x M12/20 + 1 x M32/40	300	400	132	102	115	1	6438100117160
OPCM306013G.U	8 x M12/20 + 5 x M16/25 + 12 x M12/20 + 1 x M32/40	300	600	132	102	115	1	6438100117177
OPCM303018G.U	12 x M20 + 1 x M16/25 + 8 x M20 + 4 x M25/40, incl. extension frame	300	300	187	102 + 55	170	1	6438100117184
OPCM304018G.U	8 x M12/20 + 5 x M16/25 + 12 x M12/20 + 1 x M32/40, incl. extension frame	300	400	187	102 + 55	170	1	6438100117191
OPCM306018G.U	8 x M12/20 + 5 x M16/25 + 12 x M12/20 + 1 x M32/40, incl. extension frame	300	600	187	102 + 55	170	1	6438100117207
Transparent cover								
OPCM303013T.U	12 x M20 + 1 x M16/25 + 8 x M20 + 4 x M25/40	300	300	132	102	115	1	6438100117214
OPCM304013T.U	8 x M12/20 + 5 x M16/25 + 12 x M12/20 + 1 x M32/40	300	400	132	102	115	1	6438100117221
OPCM306013T.U	8 x M12/20 + 5 x M16/25 + 12 x M12/20 + 1 x M32/40	300	600	132	102	115	1	6438100117238
OPCM303018T.U	12 x M20 + 1 x M16/25 + 8 x M20 + 4 x M25/40, incl. extension frame	300	300	187	102 + 55	170	1	6438100117045
OPCM304018T.U	8 x M12/20 + 5 x M16/25 + 12 x M12/20 + 1 x M32/40, incl. extension frame	300	400	187	102 + 55	170	1	6438100117252
OPCM306018T.U	8 x M12/20 + 5 x M16/25 + 12 x M12/20 + 1 x M32/40, incl. extension frame	300	600	187	102 + 55	170	1	6438100117269



OPCM303013G.U



OPCM306018T.U

Ensto Cubo C UL-listed enclosures (variant of Cubo O)

Ensto Cubo C enclosures with flange knockouts, polycarbonate

Product code	Description	External dimensions (mm)				Inner depth (mm)	Package size (pcs)	EAN 13 code
		Width	Height	Depth	Base depth			
Grey cover								
CPCF202013G.U	4 x F1 knockout	200	200	132	102	115	1	6438100117276
CPCF203013G.U	2 x F1 knockout + 2 x F2 knockout	200	300	132	102	115	1	6438100117283
CPCF204013G.U	2 x F1 knockout + 2 x F2 knockout	200	400	132	102	115	1	6438100117290
CPCF303013G.U	4 x F2 knockout	300	300	132	102	115	1	6438100117306
CPCF304013G.U	4 x F2 knockout	300	400	132	102	115	1	6438100117313
CPCF306013G.U	6 x F2 knockout	300	600	132	102	115	1	6438100117320
CPCF404013G.U	4 x F2 knockout	400	400	132	102	115	1	6438100117993
CPCF406013G.U	6 x F2 knockout	400	600	132	102	115	1	6438100117337
CPCF202018G.U	4 x F1 knockout *	200	200	187	102 + 55	170	1	6438100117344
CPCF203018G.U	2 x F1 knockout + 2 x F2 knockout *	200	300	187	102 + 55	170	1	6438100117351
CPCF204018G.U	2 x F1 knockout + 2 x F2 knockout *	200	400	187	102 + 55	170	1	6438100117368
CPCF303018G.U	4 x F2 knockout *	300	300	187	102 + 55	170	1	6438100117375
CPCF304018G.U	4 x F2 knockout *	300	400	187	102 + 55	170	1	6438100117382
CPCF306018G.U	6 x F2 knockout *	300	600	187	102 + 55	170	1	6438100117399
CPCF404018G.U	4 x F2 knockout	400	400	187	102 + 55	170	1	6438100118006
CPCF406018G.U	6 x F2 knockout *	400	600	187	102 + 55	170	1	6438100117405
Transparent cover								
CPCF202013T.U	4 x F1 knockout	200	200	132	102	115	1	6438100117412
CPCF203013T.U	2 x F1 knockout + 2 x F2 knockout	200	300	132	102	115	1	6438100117429
CPCF204013T.U	2 x F1 knockout + 2 x F2 knockout	200	400	132	102	115	1	6438100117436
CPCF303013T.U	4 x F2 knockout	300	300	132	102	115	1	6438100117443
CPCF304013T.U	4 x F2 knockout	300	400	132	102	115	1	6438100117450
CPCF306013T.U	6 x F2 knockout	300	600	132	102	115	1	6438100117467
CPCF404013T.U	4 x F2 knockout	400	400	132	102	115	1	6438100118013
CPCF406013T.U	6 x F2 knockout	400	600	132	102	115	1	6438100117474
CPCF202018T.U	4 x F1 knockout *	200	200	187	102 + 55	170	1	6438100117481
CPCF203018T.U	2 x F1 knockout + 2 x F2 knockout *	200	300	187	102 + 55	170	1	6438100117498
CPCF204018T.U	2 x F1 knockout + 2 x F2 knockout *	200	400	187	102 + 55	170	1	6438100117504
CPCF303018T.U	4 x F2 knockout *	300	300	187	102 + 55	170	1	6438100117511
CPCF304018T.U	4 x F2 knockout *	300	400	187	102 + 55	170	1	6438100117528
CPCF306018T.U	6 x F2 knockout *	300	600	187	102 + 55	170	1	6438100117535
CPCF404018T.U	4 x F2 knockout	400	400	187	102 + 55	170	1	6438100118020
CPCF406018T.U	6 x F2 knockout *	400	600	187	102 + 55	170	1	6438100117542


* Incl. extension frame



CPCF202013G.U



CPCF203018T.U



Adjustable elevators are available for the base corner slots allowing the mounting of plates and panels at any height.



It is possible to mount the cover onto the back of the base of the Ensto Cubo O and C enclosure.

Ensto Cubo W UL-listed wall cabinets (variant of Cubo O)

Ensto Cubo W wall cabinets, plain sides, polycarbonate

Product code	Description	External dimensions (mm)				Inner depth (mm)	Package size (pcs)	EAN 13 code
		Width	Height	Depth	Base depth			
Grey cover								
WPCP202013G.U		200	200	132	102	115	1	6438100117559
WPCP203013G.U		200	300	132	102	115	1	6438100117566
WPCP204013G.U		200	400	132	102	115	1	6438100117573
WPCP303013G.U		300	300	132	102	115	1	6438100117580
WPCP304013G.U		300	400	132	102	115	1	6438100117597
WPCP306013G.U		300	600	132	102	115	1	6438100117603
WPCP404013G.U		400	400	132	102	115	1	6438100118495
WPCP406013G.U		400	600	132	102	115	1	6438100117610
WPCP202018G.U	Incl. extension frame	200	200	187	102 + 55	170	1	6438100117627
WPCP203018G.U	Incl. extension frame	200	300	187	102 + 55	170	1	6438100117634
WPCP204018G.U	Incl. extension frame	200	400	187	102 + 55	170	1	6438100117641
WPCP303018G.U	Incl. extension frame	300	300	187	102 + 55	170	1	6438100117658
WPCP304018G.U	Incl. extension frame	300	400	187	102 + 55	170	1	6438100117665
WPCP306018G.U	Incl. extension frame	300	600	187	102 + 55	170	1	6438100117672
WPCP404018G.U	Incl. extension frame	400	400	187	102 + 55	170	1	6438100118518
WPCP406018G.U	Incl. extension frame	400	600	187	102 + 55	170	1	6438100117689
Transparent cover								
WPCP202013T.U		200	200	132	102	115	1	6438100117696
WPCP203013T.U		200	300	132	102	115	1	6438100117702
WPCP204013T.U		200	400	132	102	115	1	6438100117719
WPCP303013T.U		300	300	132	102	115	1	6438100117726
WPCP304013T.U		300	400	132	102	115	1	6438100117733
WPCP306013T.U		300	600	132	102	115	1	6438100117740
WPCP404013T.U		400	400	132	102	115	1	6438100118501
WPCP406013T.U		400	600	132	102	115	1	6438100117757
WPCP202018T.U	Incl. extension frame	200	200	187	102 + 55	170	1	6438100117764
WPCP203018T.U	Incl. extension frame	200	300	187	102 + 55	170	1	6438100117771
WPCP204018T.U	Incl. extension frame	200	400	187	102 + 55	170	1	6438100117788
WPCP303018T.U	Incl. extension frame	300	300	187	102 + 55	170	1	6438100117795
WPCP304018T.U	Incl. extension frame	300	400	187	102 + 55	170	1	6438100117801
WPCP306018T.U	Incl. extension frame	300	600	187	102 + 55	170	1	6438100117818
WPCP404018T.U	Incl. extension frame	400	400	187	102 + 55	170	1	6438100118525
WPCP406018T.U	Incl. extension frame	400	600	187	102 + 55	170	1	6438100117825



WPCP202013G.U



WPCP406018T.U



Ensto Cubo W enclosures are available in 7 base sizes. With an extension frame alternative depths are also available.



The enclosure is easily locked with a padlock, without any other accessories.

Ensto Cubo M enclosures IP 66

Sizes 75 x 80 x 55 to 400 x 405 x 120 mm



Ensto Cubo M enclosure in brief:

- Available with plain sides
- Dimensioned according to the European Norm enclosures
- Available in 13 sizes
- Has superb temperature resistance (-50 °C to +140 °C) with silicone gasket (on request only)
- Has sturdy construction and high resistance to corrosion and solvents
- Is suitable for highly demanding environments such as oil refineries and the petrochemical/chemical industries
- Is difficult to machine, for which reason ordering enclosures with ready-made cut-outs is recommended.

Contents of the product package:

- Enclosure base
- Cover
- Cover screws
- Mounting screws

Customising services available for this product:

- Machining
- Prints
- Assembly of components

Further information on our customising services is available on page 12.

Conformity	
GRP enclosures:	CE
Technical information	
Degree of protection:	IP 66
Impact resistance:	7 Nm
Insulation:	Enclosure enables insulation suitable for class II assemblies
Material	
Base/cover:	Glass reinforced polyester (GRP)
Cover screws:	Stainless steel
Gasket:	Neoprene
Knockout alternatives	
GRP enclosures:	Plain sides
Standard colour	
Base/cover:	Similar to grey RAL 7000

Material based technical information is available on page 5.



Ensto Cubo M enclosures have plain sides and captive cover screws of stainless steel.

Machining polyester enclosures is difficult, for which reason ordering customised enclosures is recommended.

Product cards, dimensional drawings and 3D models can be found at www.ensto.com.

Ensto Cubo M enclosures

Ensto Cubo M enclosures with plain sides, polyester

Product code	Description	External dimensions (mm)				Inner depth (mm)	Package size (pcs)	EAN 13 code
		Width	Height	Depth	Base depth			
MGRP080806		75	80	55	40	47.5	1	6418677165610
MGRP081106		75	110	55	40	47.5	1	6418677165627
MGRP081606		75	160	55	40	47.5	1	6418677165634
MGRP081906		75	190	55	40	47.5	1	6418677165641
MGRP121209		120	122	90	65	81.0	1	6418677165658
MGRP122209		120	220	90	65	82.0	1	6418677165672
MGRP161609		160	160	91	70	81.5	1	6418677165689
MGRP162609		160	260	91	70	80.0	1	6418677165702
MGRP163609		160	360	91	70	81.5	1	6418677165719
MGRP165609		160	560	91	70	81.5	1	6418677165726
MGRP252612		250	255	120	95	109.0	1	6418677165733
MGRP254012		250	400	120	95	109.0	1	6418677165757
MGRP404112		400	405	120	95	109.0	1	6418677165764



MGRP081906

Mounting plates and DIN rails

Product code	Description	Dimensions (mm)	Package size (pcs)	EAN 13 code
Mounting plates, galvanized steel				
MMP0808B	For 75 x 80 mm enclosures	64 x 68 x 1.5	1	6418677157752
MMP0811B	For 75 x 110 mm enclosures	64 x 100 x 1.5	1	6418677157769
MMP0816B	For 75 x 160 mm enclosures	64 x 149 x 1.5	1	6418677157776
MMP0819B	For 75 x 190 mm enclosures	64 x 179 x 1.5	1	6418677157783
MMP1212B	For 120 x 122 mm enclosures	108 x 110 x 1.5	1	6418677157790
MMP1222B	For 120 x 220 mm enclosures	108 x 207 x 1.5	1	6418677157806
MMP1616B	For 160 x 160 mm enclosures	144 x 147 x 1.5	1	6418677157813
MMP1626B	For 160 x 260 mm enclosures	144 x 246 x 1.5	1	6418677157820
MMP1636B	For 160 x 360 mm enclosures	147 x 344 x 1.5	1	6418677157837
MMP1656B	For 160 x 560 mm enclosures	147 x 544 x 2.5	1	6418677157844
MMP2526B	For 250 x 255 mm enclosures	233 x 240 x 1.5	1	6418677157851
MMP2540B	For 250 x 400 mm enclosures	233 x 385 x 1.5	1	6418677157868
MMP4041B	For 400 x 405 mm enclosures	385 x 390 x 1.5	1	6418677157875
DIN rails, galvanized steel				
DR15.0808M	DIN 15, for 75 x 80 mm enclosures	15 x 65	1	6418677158018
DR15.0811	DIN 15, for 75 x 110 mm enclosures	15 x 95	1	6418677158025
DR15.0816	DIN 15, for 75 x 160 mm enclosures	15 x 145	1	6418677158032
DR15.0819	DIN 15, for 75 x 190 mm enclosures	15 x 175	1	6418677158063
DR35.1212	DIN 35, for 120 x 122 mm enclosures	35 x 105	1	6418677157059
DR35.1220	DIN 35, for 120 x 220 mm enclosures	35 x 205	1	6418677157066
DR35.1616	DIN 35, for 160 x 160 mm enclosures	35 x 145	1	6418677157080
DR35.1626	DIN 35, for 160 x 260 mm enclosures	35 x 245	1	6418677157097
DR35.1636	DIN 35, for 160 x 360 mm enclosures	35 x 345	1	6418677158070
DR35.1656	DIN 35, for 160 x 560 mm enclosures	35 x 545	1	6418677157103
DR35.2526	DIN 35, for 250 x 255 mm enclosures	35 x 235	1	6418677158087
DR35.2540.41	DIN 35, for 250 x 400 mm and 400 x 405 mm enclosures	35 x 380	1	6418677158094



MMP1616B



DR15.0808M

Other accessories

Product code	Description	Dimensions (mm)	Package size (pcs)	EAN 13 code
HMH12	Hinge pair	25 x 40 x 11.5	1	6418677165443
HMFL4	Wall mounting lugs, set of 4 pcs, AISI 304	-	1	6418677165436



Hinge pair, HMH12.

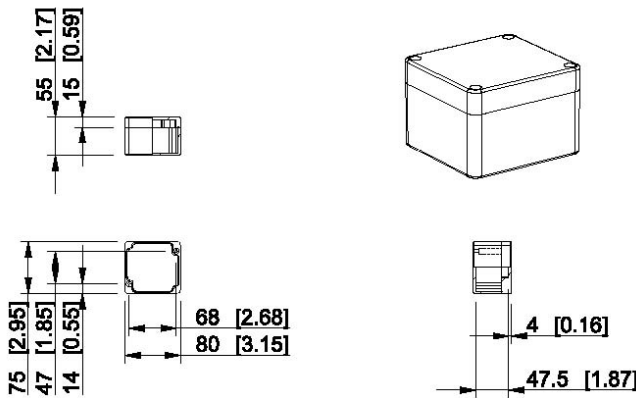


Fastening lug set, HMFL4.

Dimensional drawings, Ensto Cubo M

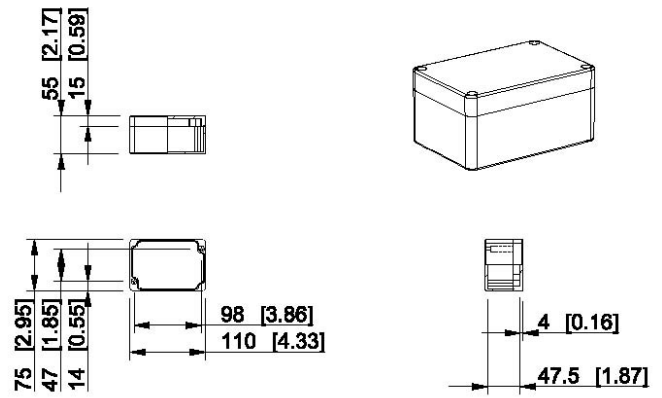
Dimensions in mm [inch]

Ensto Cubo M 75 x 80 x 55 mm



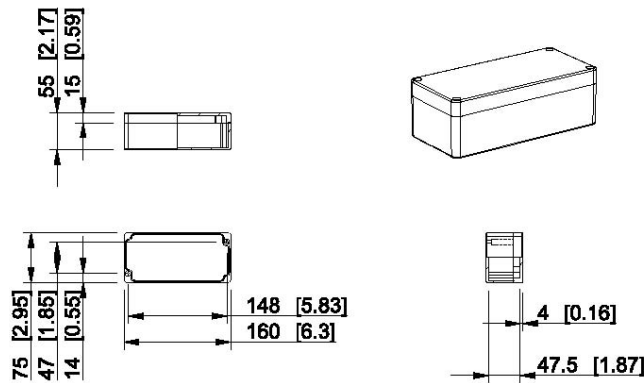
Product code	Description
MGRP080806	Plain sides, GRP

Ensto Cubo M 75 x 110 x 55 mm



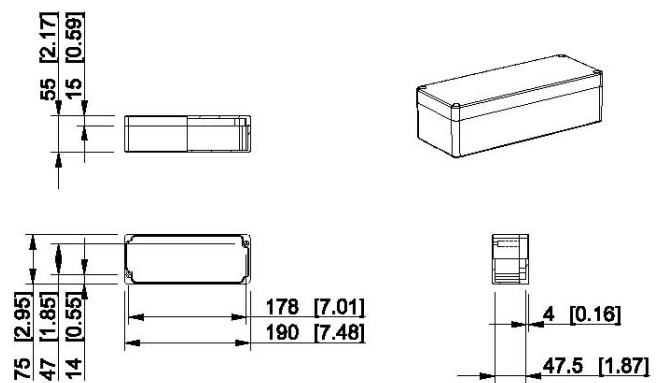
Product code	Description
MGRP081106	Plain sides, GRP

Ensto Cubo M 75 x 160 x 55 mm



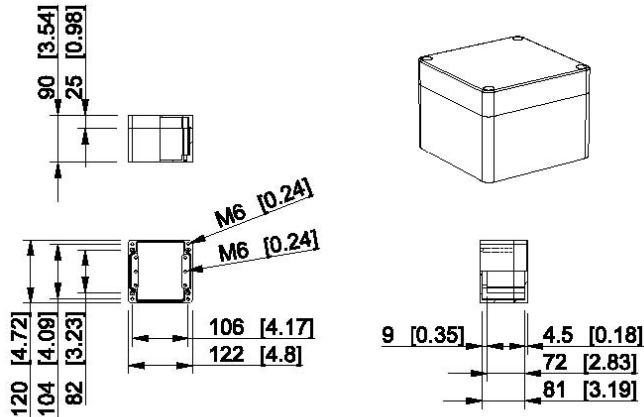
Product code	Description
MGRP081606	Plain sides, GRP

Ensto Cubo M 75 x 190 x 55 mm



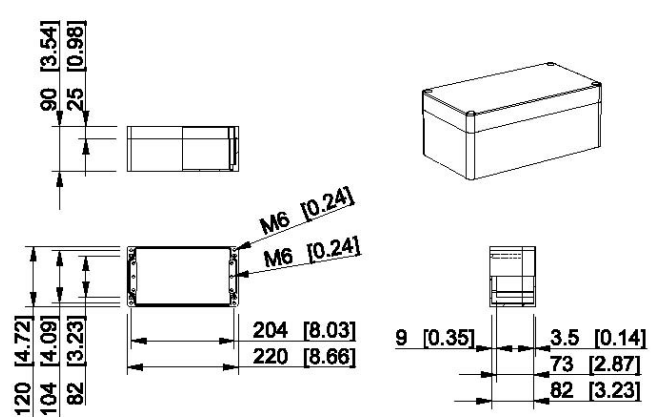
Product code	Description
MGRP081906	Plain sides, GRP

Ensto Cubo M 120 x 122 x 90 mm



Product code	Description
MGRP121209	Plain sides, GRP

Ensto Cubo M 120 x 220 x 90 mm



Product code	Description
MGRP122209	Plain sides, GRP

Dimensional drawings, Ensto Cubo M

Dimensions in mm [inch]

Ensto Cubo M 160 x 160 x 91 mm

Technical drawing showing front, side, and detail views of the Ensto Cubo M 160 x 160 x 91 mm enclosure. Dimensions are provided in mm and inches.

Product code **Description**
MGRP161609 Plain sides, GRP

Ensto Cubo M 160 x 260 x 91 mm

Technical drawing showing front, side, and detail views of the Ensto Cubo M 160 x 260 x 91 mm enclosure. Dimensions are provided in mm and inches.

Product code **Description**
MGRP162609 Plain sides, GRP

Ensto Cubo M 160 x 360 x 91 mm

Technical drawing showing front, side, and detail views of the Ensto Cubo M 160 x 360 x 91 mm enclosure. Dimensions are provided in mm and inches.

Product code **Description**
MGRP163609 Plain sides, GRP

Ensto Cubo M 160 x 560 x 91 mm

Technical drawing showing front, side, and detail views of the Ensto Cubo M 160 x 560 x 91 mm enclosure. Dimensions are provided in mm and inches.

Product code **Description**
MGRP165609 Plain sides, GRP

Ensto Cubo M 250 x 255 x 120 mm

Technical drawing showing front, side, and detail views of the Ensto Cubo M 250 x 255 x 120 mm enclosure. Dimensions are provided in mm and inches.

Product code **Description**
MGRP252612 Plain sides, GRP

Ensto Cubo M 250 x 400 x 120 mm

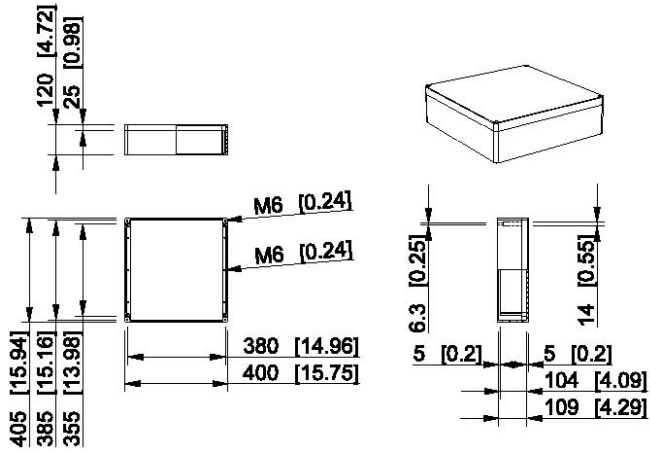
Technical drawing showing front, side, and detail views of the Ensto Cubo M 250 x 400 x 120 mm enclosure. Dimensions are provided in mm and inches.

Product code **Description**
MGRP254012 Plain sides, GRP

Dimensional drawings, Ensto Cubo M

Dimension in mm [inch]

Ensto Cubo M 400 x 405 x 120 mm



This box is intentionally left empty.

Product code	Description
MGRP404112	Plain sides, GRP

Ensto Cubo N wall cabinets IP 66

Sizes 250 x 300 x 140 to 600 x 800 x 300 mm



Ensto Cubo N wall cabinets in brief:

- Available with plain sides or with a polycarbonate window
- Available in 7 sizes
- Superb temperature resistance
- Sturdy construction and high resistance to corrosion and solvents
- Suitable for highly demanding environments such as waste water treatment and the petrochemical/chemical industries
- Quick fixture brackets at the back allow fitting without drilling
- Built-in protective edge allows you to open the door 180° in installations and also prevents entry of water when opening the door
- Vertical patterns on the inner side of the door enables correct fitting of devices

Contents of the product package:

- Enclosure base
- Door
- Lock and DIN 3 keys (one for each lock) (or 3-point closing with swing handle)

Customising services available for this product:

- Machining
- Prints
- Assembly of components

Conformity	
CE RoHS	
Technical information	
Degree of protection:	IP 66
Impact resistance:	IK 10, models with window IK 07
Flammability rating:	UL 746C 5V
Insulation:	Enclosure enables insulation suitable for class II assemblies
Material	
Base/cover:	Fibreglass reinforced polyester
Lock:	Double bit DIN 3.0 mm
Gasket:	PUR (polyurethane)
Knockout alternatives	
Plain sides / customer-specific knockouts	
Standard colour	
Base/cover:	Grey RAL 7035



Ensto Cubo N wall cabinets have a built-in protective edge that allows you to open the door 180° while protecting the cabinet from entry of water. The quick fixture brackets at the back of the cabinet allows fitting without drilling.

Product cards with dimensional drawings can be found at www.ensto.com.

Ensto Cubo N wall cabinets

Ensto Cubo N wall cabinets with plain sides, polyester

Product code	Description	External dimensions (mm)			Package size (pcs)	EAN 13 code
		Width	Height	Depth		
NGRP253014		250	300	140	1	6438100123451
NGRP304020		300	400	200	1	6438100123468
NGRP404020		400	400	200	1	6438100123475
NGRP405020		400	500	200	1	6438100123482
NGRP406023		400	600	230	1	6438100123499
NGRP506023		500	600	230	1	6438100123505
NGRP608030		600	800	300	1	6438100123512



NGRP506023

Ensto Cubo N wall cabinets with plain sides, 3-point closing with swing handle / DIN3, polyester

Product code	Description	External dimensions (mm)			Package size (pcs)	EAN 13 code
		Width	Height	Depth		
NGRP304020P3SH		300	400	200	1	6438100123581
NGRP404020P3SH		400	400	200	1	6438100123598
NGRP405020P3SH		400	500	200	1	6438100123604
NGRP406023P3SH		400	600	230	1	6438100123611
NGRP506023P3SH		500	600	230	1	6438100123628
NGRP608030P3SH		600	800	300	1	6438100123635



NGRP404020P3SH

Ensto Cubo N wall cabinets with plain sides and polycarbonate window, polyester

Product code	Description	External dimensions (mm)			Package size (pcs)	EAN 13 code
		Width	Height	Depth		
NGRW253014	PC-fönster: 115 x 220 mm	250	300	140	1	6438100123642
NGRW304020	PC-fönster: 141 x 281 mm	300	400	200	1	6438100123659
NGRW404020	PC-fönster: 221 x 281 mm	400	400	200	1	6438100123666
NGRW405020	PC-fönster: 221 x 381 mm	400	500	200	1	6438100123673
NGRW406023	PC-fönster: 221 x 481 mm	400	600	230	1	6438100123680
NGRW506023	PC-fönster: 321 x 481 mm	500	600	230	1	6438100123697
NGRW608030	PC-fönster: 421 x 681 mm	600	800	300	1	6438100123703



NGRW304020

Mounting plates

Product code	Description	Dimensions (mm)	Package size (pcs)	EAN 13 code
Mounting plates, GRP				
NGRMP2530		213 x 268 x 4	1	6438100123833
NGRMP3040		260 x 358 x 4	1	6438100123840
NGRMP4040		360 x 358 x 4	1	6438100123857
NGRMP4050		360 x 458 x 4	1	6438100123864
NGRMP4060		360 x 558 x 4	1	6438100123871
NGRMP5060		460 x 558 x 4	1	6438100123888
NGRMP6080		556 x 754 x 4	1	6438100123895
Mounting plates, galvanized steel				
NMP2530		207 x 268 x 2	1	6438100123970
NMP3040		254 x 358 x 2	1	6438100123987
NMP4040		354 x 358 x 2	1	6438100123994
NMP4050		354 x 458 x 2	1	6438100124007
NMP4060		354 x 558 x 2	1	6438100124014
NMP5060		454 x 558 x 2	1	6438100124021
NMP6080		558 x 754 x 2	1	6438100124038



NGRMP3040



NMP5060

Ensto Cubo N wall cabinets

Other accessories

Product code	Description	Dimensions (mm)	Package size (pcs)	EAN 13 code
Chassis for modular devices, IP20				
NMC3040.24	For 300 x 400 mm wall cabinets, 2 DIN openings for 12 modules	-	1	6438100124366
NMC4040.36	For 400 x 400 mm wall cabinets, 2 DIN openings for 18 modules	-	1	6438100124373
NMC4050.54	For 400 x 500 mm wall cabinets, 3 DIN openings for 18 modules	-	1	6438100124380
NMC4060.54	For 400 x 600 mm wall cabinets, 3 DIN openings for 18 modules	-	1	6438100124397
NMC5060.69	For 500 x 600 mm wall cabinets, 3 DIN openings for 23 modules	-	1	6438100124403
NMC6080.116	For 600 x 800 mm wall cabinets, 4 DIN openings for 29 modules	-	-	6438100124410
Internal door kit, GRP				
NID3040	For 300 x 400 mm wall cabinets	258 x 366	1	6438100124304
NID4040	For 400 x 400 mm wall cabinets	358 x 366	1	6438100124311
NID4050	For 400 x 500 mm wall cabinets	358 x 466	1	6438100124328
NID4060	For 400 x 600 mm wall cabinets	358 x 566	1	6438100124335
NID5060	For 500 x 600 mm wall cabinets	458 x 566	1	6438100124342
NID6080	For 600 x 800 mm wall cabinets	558 x 766	1	6438100124359
Wall mounting lugs				
NFL1	Set of 4 pcs, plastic	-	1	6438100124670
Locks				
NKL1	Key lock with a wrench	-	1	6438100124816
NPD3041	Padlocking accessory, AISI 304	-	1	6438100124854



Chassis for modular devices, NMC4060.54. The kit includes a metal frame with DIN rails and module cover plates.



Internal door kit, NID4060.



Wall mounting lugs, NFL1.



Key lock with a wrench, NKL1.



Padlocking accessory, NPD3041.

Dimensional drawings, Ensto Cubo N

Dimensions in mm

Ensto Cubo N 250 x 300 x 140 mm

Product code	Description
NGRP253014	Plain sides, GRP
NGRP253014P3SH	Plain sides, 3-punkts låsning med handtag, GRP
NGRW253014	Plain sides, PC-fönster: 115 x 220 mm, GRP

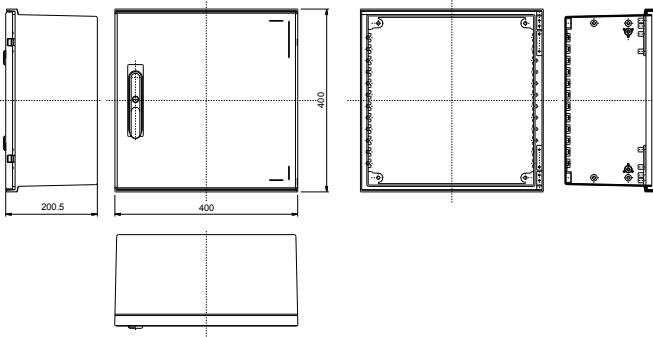
Ensto Cubo N 300 x 400 x 200 mm

Product code	Description
NGRP304020	Plain sides, GRP
NGRP304020P3SH	Plain sides, 3-punkts låsning med handtag, GRP
NGRW304020	Plain sides, PC-fönster: 141 x 281 mm, GRP

Dimensional drawings, Ensto Cubo N

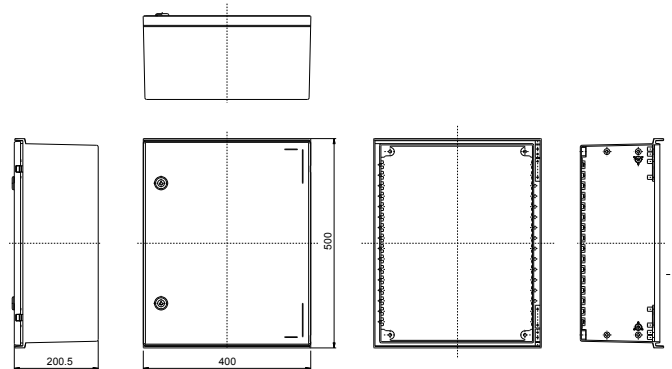
Dimensions in mm

Ensto Cubo N 400 x 400 x 200 mm



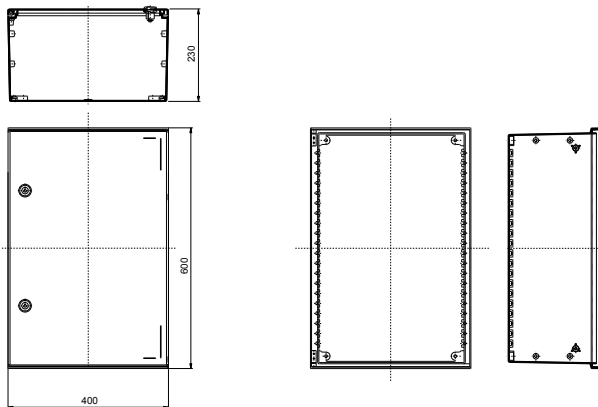
Product code	Description
NGRP404020	Plain sides, GRP
NGRP404020P3SH	Plain sides, 3-punkts låsning med handtag, GRP
NGRW404020	Plain sides, PC-fönster: 221 x 281 mm, GRP

Ensto Cubo N 400 x 500 x 200 mm



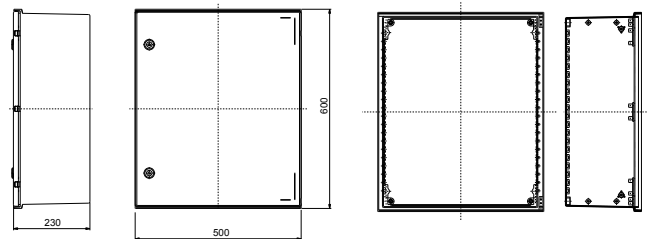
Product code	Description
NGRP405020	Plain sides, GRP
NGRP405020P3SH	Plain sides, 3-punkts låsning med handtag, GRP
NGRW405020	Plain sides, PC-fönster: 221 x 381 mm, GRP

Ensto Cubo N 400 x 600 x 230 mm



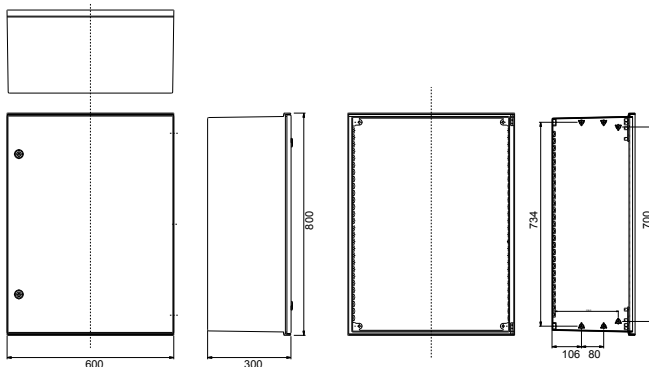
Product code	Description
NGRP406023	Plain sides, GRP
NGRP406023P3SH	Plain sides, 3-punkts låsning med handtag, GRP
NGRW406023	Plain sides, PC-fönster: 221 x 481 mm, GRP

Ensto Cubo N 500 x 600 x 230 mm



Product code	Description
NGRP506023	Plain sides, GRP
NGRP506023P3SH	Plain sides, 3-punkts låsning med handtag, GRP
NGRW506023	Plain sides, PC-fönster: 321 x 481 mm, GRP

Ensto Cubo N 600 x 800 x 300 mm



Product code	Description
NGRP608030	Plain sides, GRP
NGRP608030P3SH	Plain sides, 3-punkts låsning med handtag, GRP
NGRW608030	Plain sides, PC-fönster: 421 x 681 mm, GRP

This box is intentionally left empty.

Ensto UL-listed polyester enclosures

Sizes 250 x 300 x 140 to 600 x 800 x 300 mm



UL-listed enclosure in brief:


- UL-listed enclosures have their own product codes
- Codes are simple: the normal product code + suffix "U" e.g. NGRP253014.U
- Please see accessories and other information from product group pages

Contents of the product package:

- Enclosure base
- Door
- Lock and DIN 3 keys (one for each lock)
- Wall mounting brackets (NFL1)

More information can be found from:

- Ensto Cubo N enclosures, page 84

Conformity	
GRP enclosures:	CE 
Technical information	
Degree of protection:	IP 66/67
Impact resistance:	IK 08 (-25 °C... +35 °C)
Flammability rating:	UL 746C 5V
UL File no:	E189312
UL category:	NITW, NITW7
Insulation:	Enclosure enables insulation suitable for class II assemblies
Material	
Base:/cover:	Fibreglass reinforced polyester
Gasket:	PUR (polyurethane)
Standard colour	
Base/cover:	Grey RAL 7035

Ensto Cubo N wall cabinets with plain sides, polyester

Product code	Description	External dimensions (mm)			Package size (pcs)	EAN 13 code
		Width	Height	Depth		
NGRP253014.U		250	300	140	1	6438100133528
NGRP304020.U		300	400	200	1	6438100133535
NGRP404020.U		400	400	200	1	6438100133542
NGRP405020.U		400	500	200	1	6438100133559
NGRP406023.U		400	600	230	1	6438100133566
NGRP506023.U		500	600	230	1	6438100133573
NGRP608030.U		600	800	300	1	6438100133580



NGRP506023

Ensto Cubo N wall cabinets with plain sides and polycarbonate window, polyester

Product code	Description	External dimensions (mm)			Package size (pcs)	EAN 13 code
		Width	Height	Depth		
NGRW253014.U	PC window: 115 x 220 mm	250	300	140	1	6438100133597
NGRW304020.U	PC window: 141 x 281 mm	300	400	200	1	6438100133603
NGRW404020.U	PC window: 221 x 281 mm	400	400	200	1	6438100133610
NGRW405020.U	PC window: 221 x 381 mm	400	500	200	1	6438100133627
NGRW406023.U	PC window: 221 x 481 mm	400	600	230	1	6438100133634
NGRW506023.U	PC window: 321 x 481 mm	500	600	230	1	6438100133641
NGRW608030.U	PC window: 421 x 681 mm	600	800	300	1	6438100133658



NGRW304020

Product cards with dimensional drawings can be found at www.ensto.com.

Metal enclosures

Sheet steel enclosures



Ensto Cubo E wall cabinets, IP 66
Sizes 200 x 300 x 150 to 1000 x 1200 x 300 mm
with plain sides or with flange openings 90



Ensto Cubo EO wall cabinets, IP 66
Sizes 190 x 240 x 138 to 480 x 960 x 248 mm
with flange knockouts 101



Ensto Cubo F terminal enclosures, IP 66
Sizes 150 x 150 x 80 to 800 x 400 x 120 mm
with plain sides or with flange openings, some models with polycarbonate window 108

Explosion protection



Ensto Cubo X ATEX enclosures, IP 66/67
Sizes 150 x 150 x 90 to 800 x 500 x 200 mm
with plain sides or with flange openings 119

Aluminium enclosures



Ensto Cubo H enclosures, IP 66
Sizes 50 x 45 x 30 to 310 x 601 x 180 mm
with plain sides 125

Ensto Cubo E wall cabinets

IP 66, with two doors IP 55

Sizes 200 x 300 x 150 to 1000 x 1200 x 300 mm



Ensto Cubo E wall cabinet in brief:

- The standard models of polyester painted enclosures have flange openings, while standard stainless steel models have plain sides
- Available in 31 sizes
- Has welded M8 bolts for a mounting plate in the bottom of the base and M6 bolts for DIN rail profiles or DIN rails in the door
- Has M6 bolts for earthing on two sides of the base
- The door can be opened 110°
- The door can easily be changed from right to left-hand hinged
- Customer-specific dimensionings also available in small volumes at competitive prices
- Wall cabinets made of stainless steel AISI 316 available on request
- Polyester painted enclosures with wall mounting holes. Stainless steel versions with drill marks only.

Contents of the product package:

- Enclosure base
- Door
- Cover plate(s) for flange opening(s), bolts and nuts (polyester painted enclosures)
- Mounting plate with required nuts
- M8 bolt, washers and a nut for earth connection of the mounting plate
- Earth marks
- DIN 3 lock and one DIN 3 key
- Cover plugs for mounting holes (polyester painted enclosures) and hinge holes
- Nut and washers for M6 bolts

Customising services available for this product:

- Customer-specific dimensions
- Machining
- Colour service
- Assembly of components

Further information on our customising services is available on page 12.

Conformity	
Steel enclosures:	CE RoHS FI EN GL
Technical information	
Degree of protection:	IP 66, with two doors IP 55
Impact resistance:	IK 09 (-25 °C... +35 °C)
Material	
Base/door:	Polyester painted mild steel or stainless steel AISI 304
Gasket:	PUR (polyurethane)
Mounting plate:	Galvanized steel
Locks:	Chrome plated zinc die in painted enclosures, AISI 304 or 316 in stainless steel enclosures
Hinges:	Stainless steel
Knockout alternatives	
Polyester painted mild steel cabinets:	Flange openings
Stainless steel cabinets:	Plain sides
Standard colour	
Polyester painted mild steel cabinets:	Grey RAL 7035

Material based technical information is available on page 5.



A rain shelter is recommended if a cabinet is used outdoors.



The enclosure has welded M8 bolts in the bottom of the base and M6 bolts in the door. There is also an M6 bolt for earthing on one side.

Product cards, dimensional drawings and 3D models can be found at www.ensto.com.

Ensto Cubo E wall cabinets

Ensto Cubo E wall cabinets with flange openings, polyester painted mild steel

Product code	Description	External dimensions (mm)				Inner depth (mm)	Package size (pcs)	EAN 13 code
		Width	Height	Depth	Base depth			
EFEF203015A	With 1 flange opening	200	300	150	135	139	1	6418677158124
EFEF302015A	With 1 flange opening	300	200	150	135	139	1	6418677158131
EFEF303015A	With 1 flange opening	300	300	150	135	139	1	6418677158148
EFEF303020A	With 1 flange opening	300	300	200	185	189	1	6418677158155
EFEF304020A	With 1 flange opening	300	400	200	185	189	1	6418677158162
EFEF403015A	With 1 flange opening	400	300	150	135	139	1	6418677158179
EFEF403020A	With 1 flange opening	400	300	200	185	189	1	6418677158186
EFEF404020A	With 1 flange opening	400	400	200	185	189	1	6418677158193
EFEF404030A	With 1 flange opening	400	400	300	285	289	1	6418677158209
EFEF405020A	With 1 flange opening	400	500	200	185	189	1	6418677158216
EFEF406020A	With 1 flange opening	400	600	200	185	189	1	6418677158223
EFEF406030A	With 1 flange opening	400	600	300	285	289	1	6418677158230
EFEF505020A	With 2 flange openings	500	500	200	185	189	1	6418677158247
EFEF505030A	With 2 flange openings	500	500	300	285	289	1	6418677158254
EFEF506030A	With 2 flange openings	500	600	300	285	289	1	6418677158261
EFEF604020A	With 2 flange openings	600	400	200	185	189	1	6418677158278
EFEF604030A	With 2 flange openings	600	400	300	285	289	1	6418677158285
EFEF606020A	With 2 flange openings	600	600	200	185	189	1	6418677158292
EFEF606030A	With 2 flange openings	600	600	300	285	289	1	6418677158308
EFEF608020A	With 2 flange openings	600	800	200	185	189	1	6418677158315
EFEF608030A	With 2 flange openings	600	800	300	285	289	1	6418677158322
EFEF6010030A	With 2 flange openings	600	1000	300	285	289	1	6418677158339
EFEF6012030A	With 2 flange openings	600	1200	300	285	289	1	6418677158346
EFEF806030A	With 3 flange openings	800	600	300	285	289	1	6418677158353
EFEF808020A	With 3 flange openings	800	800	200	185	189	1	6418677158360
EFEF808030A	With 3 flange openings	800	800	300	285	289	1	6418677158377
EFEF8010030A	With 3 flange openings	800	1000	300	285	289	1	6418677158384
EFEF8012030A	With 3 flange openings	800	1200	300	285	289	1	6418677158391
EFEF1008030A	With 4 flange openings	1000	800	300	285	289	1	6418677158407
EFEF10010030A	With 4 flange openings	1000	1000	300	285	289	1	6418677158414
EFEF10012030A	With 4 flange openings	1000	1200	300	285	289	1	6418677158421
EFEF808030DA	With 3 flange openings, two doors	800	800	300	285	289	1	6418677158438
EFEF8010030DA	With 3 flange openings, two doors	800	1000	300	285	289	1	6418677158445
EFEF10010030DA	With 4 flange openings, two doors	1000	1000	300	285	289	1	6418677158452
EFEF10012030DA	With 4 flange openings, two doors	1000	1200	300	285	289	1	6418677158469



EFEF203015A



EFEF6010030A



EFEF808030DA

Ensto Cubo E wall cabinets with plain sides, stainless steel

Product code	Description	External dimensions (mm)				Inner depth (mm)	Package size (pcs)	EAN 13 code
		Width	Height	Depth	Base depth			
ESSP203015		200	300	150	135	139	1	6418677179518
ESSP302015		300	200	150	135	139	1	6418677179525
ESSP303015		300	300	150	135	139	1	6418677179532
ESSP303020		300	300	200	185	189	1	6418677179549
ESSP304020		300	400	200	185	189	1	6418677179556
ESSP403015		400	300	150	135	139	1	6418677179563
ESSP403020		400	300	200	185	189	1	6418677179570
ESSP404020		400	400	200	185	189	1	6418677179587
ESSP404030		400	400	300	285	289	1	6418677179594
ESSP405020		400	500	200	185	189	1	6418677179600
ESSP406020		400	600	200	185	189	1	6418677179617
ESSP406030		400	600	300	285	289	1	6418677179624
ESSP505020		500	500	200	185	189	1	6418677179631
ESSP505030		500	500	300	285	289	1	6418677179648
ESSP506030		500	600	300	285	289	1	6418677179655
ESSP604020		600	400	200	185	189	1	6418677179662
ESSP604030		600	400	300	285	289	1	6418677179679
ESSP606020		600	600	200	185	189	1	6418677179686
ESSP606030		600	600	300	285	289	1	6418677179693
ESSP608020		600	800	200	185	189	1	6418677179709
ESSP608030		600	800	300	285	289	1	6418677179716
ESSP6010030		600	1000	300	285	289	1	6418677179723
ESSP6012030		600	1200	300	285	289	1	6418677179730
ESSP806030		800	600	300	285	289	1	6418677179747
ESSP808020		800	800	200	185	189	1	6418677179754
ESSP808030		800	800	300	285	289	1	6418677179761
ESSP8010030		800	1000	300	285	289	1	6418677179778
ESSP8012030		800	1200	300	285	289	1	6418677179785
ESSP1008030		1000	800	300	285	289	1	6418677179792



ESSP303015



ESSP406030

Ensto Cubo E wall cabinets

Ensto Cubo E wall cabinets with plain sides, stainless steel

Product code	Description	External dimensions (mm)				Inner depth (mm)	Package size (pcs)	EAN 13 code
		Width	Height	Depth	Base depth			
ESSP10010030		1000	1000	300	285	289	1	6418677179808
ESSP10012030		1000	1200	300	285	289	1	6418677179815
ESSP808030D	Two doors	800	800	300	285	289	1	6418677179822
ESSP8010030D	Two doors	800	1000	300	285	289	1	6418677179839
ESSP10010030D	Two doors	1000	1000	300	285	289	1	6418677179846
ESSP10012030D	Two doors	1000	1200	300	285	289	1	6418677179853

Rain shelters

Product code	Description	Dimensions (mm)	Package size (pcs)	EAN 13 code
Painted, RAL 7035				
ERS2015A	For size EFEF203015A	165 x 205	1	6418677159541
ERS3015A	For size EFEF30xx15A	165 x 305	1	6418677159558
ERS4015A	For size EFEF403015A	165 x 405	1	6418677159565
ERS3020A	For size EFEF30xx20A	220 x 305	1	6418677159572
ERS4020A	For size EFEF40xx20A	220 x 405	1	6418677159589
ERS5020A	For size EFEF505020A	220 x 505	1	6418677159596
ERS6020A	For size EFEF60xx20A	220 x 605	1	6418677159602
ERS8020A	For size EFEF808020A	220 x 805	1	6418677159619
ERS4030A	For size EFEF40xx30A	320 x 405	1	6418677159626
ERS5030A	For size EFEF50xx30A	320 x 505	1	6418677159633
ERS6030A	For size EFEF60xx30A	320 x 605	1	6418677159640
ERS8030A	For size EFEF80xx30A	320 x 805	1	6418677159657
ERS10030A	For size EFEF100xx30A	320 x 1005	1	6418677159664
Stainless steel				
ERS2015B	For size ESSP203015	165 x 205	1	6418677176005
ERS3015B	For size ESSP30xx15	165 x 305	1	6418677176012
ERS4015B	For size ESSP403015	165 x 405	1	6418677176029
ERS3021B	For size ESSP30xx20	220 x 305	1	6418677176036
ERS4021B	For size ESSP40xx20	220 x 405	1	6418677176043
ERS5021B	For size ESSP505020	220 x 505	1	6418677176050
ERS6021B	For size ESSP60xx20	220 x 605	1	6418677176067
ERS8021B	For size ESSP808020	220 x 805	1	6418677176074
ERS4031B	For size ESSP40xx30	320 x 405	1	6418677176081
ERS5031B	For size ESSP50xx30	320 x 505	1	6418677176098
ERS6031B	For size ESSP60xx30	320 x 605	1	6418677176104
ERS8031B	For size ESSP80xx30	320 x 805	1	6418677176111
ERS10031B	For size ESSP100xx30	320 x 1005	1	6418677176128



ERS2015A



ERS2015B

Mounting plates

Product code	Description	Dimensions (mm)	Package size (pcs)	EAN 13 code
Mounting plates, galvanized steel				
EMP23	For 200 x 300 mm enclosures	270 x 150 x 2	1	6418677199240
EMP32	For 300 x 200 mm enclosures	170 x 250 x 2	1	6418677199257
EMP33	For 300 x 300 mm enclosures	270 x 250 x 2	1	6418677199264
EMP34	For 300 x 400 mm enclosures	370 x 250 x 2	1	6418677199271
EMP43	For 400 x 300 mm enclosures	270 x 350 x 2	1	6418677199288
EMP44	For 400 x 400 mm enclosures	370 x 350 x 2	1	6418677199295
EMP45	For 400 x 500 mm enclosures	470 x 350 x 2.5	1	6418677199301
EMP46	For 400 x 600 mm enclosures	570 x 350 x 2.5	1	6418677199318
EMP55	For 500 x 500 mm enclosures	470 x 450 x 2.5	1	6418677199325
EMP56	For 500 x 600 mm enclosures	570 x 450 x 2.5	1	6418677199332
EMP64	For 600 x 400 mm enclosures	370 x 550 x 2.5	1	6418677199349
EMP66	For 600 x 600 mm enclosures	570 x 550 x 2.5	1	6418677199356
EMP68	For 600 x 800 mm enclosures	770 x 550 x 3	1	6418677199363
EMP610	For 600 x 1000 mm enclosures	970 x 550 x 3	1	6418677199370
EMP612	For 600 x 1200 mm enclosures	1170 x 550 x 3	1	6418677199387
EMP86	For 800 x 600 mm enclosures	570 x 750 x 3	1	6418677199394
EMP88	For 800 x 800 mm enclosures	770 x 750 x 3	1	6418677199400
EMP810	For 800 x 1000 mm enclosures	970 x 750 x 3	1	6418677199417
EMP812	For 800 x 1200 mm enclosures	1170 x 750 x 3	1	6418677199424
EMP108	For 1000 x 800 mm enclosures	750 x 970 x 3	1	6418677199431
EMP1010	For 1000 x 1000 mm enclosures	970 x 950 x 3	1	6418677199448
EMP1012	For 1000 x 1200 mm enclosures	1170 x 950 x 3	1	6418677199455



EMP23

Ensto Cubo E wall cabinets

DIN rails and DIN rail profiles

Product code	Description	Dimensions (mm)	Package size (pcs)	EAN 13 code
DIN rails for base, DIN 35, galvanized steel				
DR3520B	For base, 200 mm side	35 x 122	10	6418677176371
DR3530B	For base, 300 mm side	35 x 222	10	6418677176388
DR3540B	For base, 400 mm side	35 x 322	10	6418677176395
DR3550B	For base, 500 mm side	35 x 422	5	6418677176401
DR3560B	For base, 600 mm side	35 x 522	5	6418677176418
DR3580B	For base, 800 mm side	35 x 722	5	6418677176425
DR35100B	For base, 1000 mm side	35 x 922	5	6418677176432
DIN rail profiles for base, galvanized steel				
EBP20	For base, 200 mm side, pair	20 x 143	1	6418677176289
EBP30	For base, 300 mm side, pair	20 x 243	1	6418677176296
EBP40	For base, 400 mm side, pair	20 x 343	1	6418677176302
EBP50	For base, 500 mm side, pair	20 x 443	1	6418677176319
EBP60	For base, 600 mm side, pair	20 x 543	1	6418677176326
EBP80	For base, 800 mm side, pair	20 x 743	1	6418677176333
EBP100	For base, 1000 mm side, pair	20 x 943	1	6418677176340
EBP120	For base, 1200 mm side, pair	20 x 1143	1	6418677176357
DIN rails for door, DIN 35, galvanized steel				
DR3520D	For door, 200 mm side	35 x 76	10	6418677176456
DR3530D	For door, 300 mm side	35 x 176	10	6418677176463
DR3540D	For door, 400 mm side	35 x 276	10	6418677176470
DR3550D	For door, 500 mm side	35 x 376	5	6418677176487
DR3560D	For door, 600 mm side	35 x 476	5	6418677176494
DR3580D	For door, 800 mm side	35 x 676	5	6418677176500
DR35100D	For door, 1000 mm side	35 x 876	5	6418677176517
DIN rail profiles for door, galvanized steel				
EDP20	For door, 200 mm side, pair	15 x 133	1	6418677176180
EDP30	For door, 300 mm side, pair	15 x 233	1	6418677176197
EDP40	For door, 400 mm side, pair	15 x 333	1	6418677176203
EDP50	For door, 500 mm side, pair	15 x 433	1	6418677176210
EDP60	For door, 600 mm side, pair	15 x 533	1	6418677176227
EDP80	For door, 800 mm side, pair	15 x 733	1	6418677176234
EDP100	For door, 1000 mm side, pair	15 x 933	1	6418677176241
EDP120	For door, 1200 mm side, pair	15 x 1133	1	6418677176258



DIN rail profiles for base, EBP20.



DIN rail profiles for door, EDP20.

Cover plates and flanges

Product code	Description	Dimensions (mm)	Package size (pcs)	EAN 13 code
Cover plates and flanges				
EVF2A	Ventilation flange F2 size	93 x 222 x 7,5	1	6418677159671
ECF1A	Cover plate F1 size	48 x 137 x 7,5	1	6418677159688
ECF2A	Cover plate F2 size	93 x 222 x 7,5	1	6418677159695



Ventilation flange F2 size, EVF2A.



Cover plate F1 size, ECF1A.

Ensto Cubo E wall cabinets

Other accessories

Product code	Description	Dimensions (mm)	Package size (pcs)	EAN 13 code
ED10	Triangular lock with 11 mm key	ø 28 x 32 x ø 22	1	6418677176531
ED10M6	Lock with wing handle, width 50 mm	50 x 45 x ø 22	1	6418677176548
EKL1	Lock incl. 2 keys	ø 27 x 33 x ø 22	1	6418677176555
EH1	Black swing handle for three point locking	48 x 180 x 50	1	6418677176579
EDS2	Door stopper, set, galvanized steel	-	1	6438100102265
EG200	Door grounding, M6>M6, 2.5 mm ²	L=220	5	6418677199615
EFFL2.20	Fastening lugs, 20 mm high, set of 4 pcs	-	1	6418677199622
EFFL2.50	Fastening lugs, 50 mm high, set of 4 pcs	-	1	6418677199639
EFLM4	Counter part for fastening lugs, set of 4 pcs	-	1	6418677199608
OLT42KEY	DIN 3 key for standard lock	50 x 53 x ø22	1	6418677172410



Triangular lock with 11 mm key, ED10.



Lock with wing handle, ED10M6.



Lock incl. 2 keys, EKL1.



Black swing handle for three point locking, EH1.



Door stopper, set, EDS2.



Door grounding, EG200.



Fastening lugs, 20 mm high, EFFL2.20.



Counter part for fastening lugs, EFLM4.

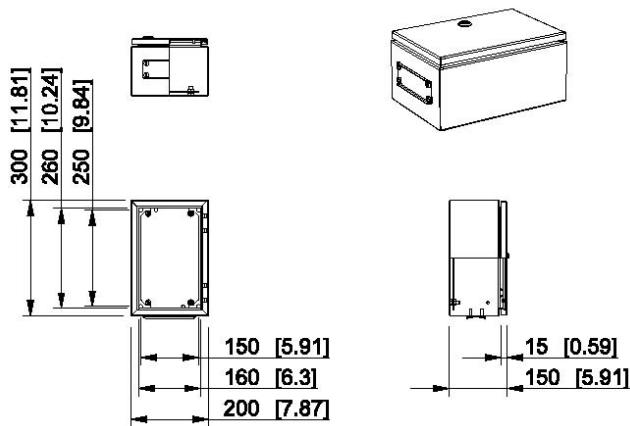


DIN 3 key for standard lock, OLT42KEY.

Dimensional drawings, Ensto Cubo E

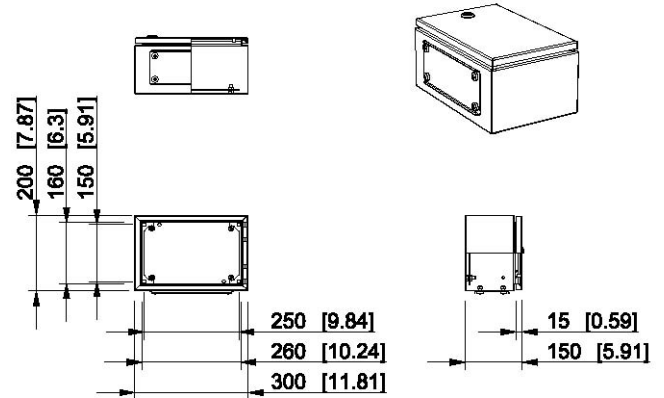
Dimensions in mm [inch]

Ensto Cubo E 200 x 300 x 150 mm



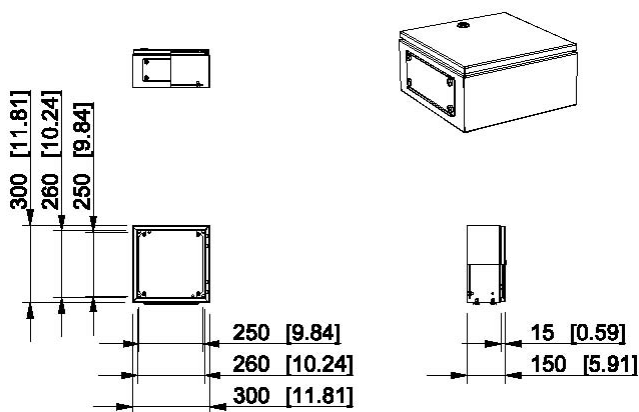
Product code	Description
EFEF203015A	One flange opening, polyester painted mild steel
ESSP203015	Plain sides, stainless steel

Ensto Cubo E 300 x 200 x 150 mm



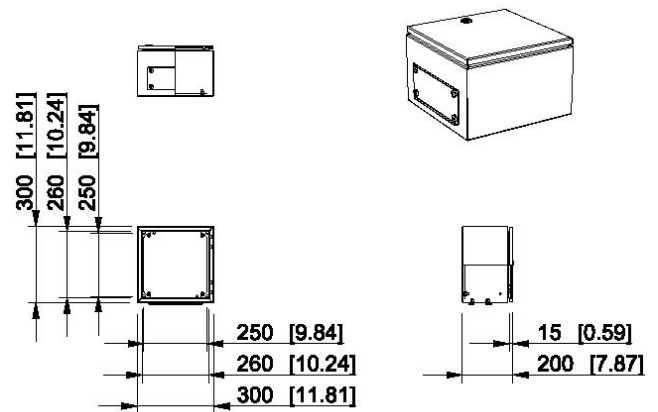
Product code	Description
EFEF302015A	One flange opening, polyester painted mild steel
ESSP302015	Plain sides, stainless steel

Ensto Cubo E 300 x 300 x 150 mm



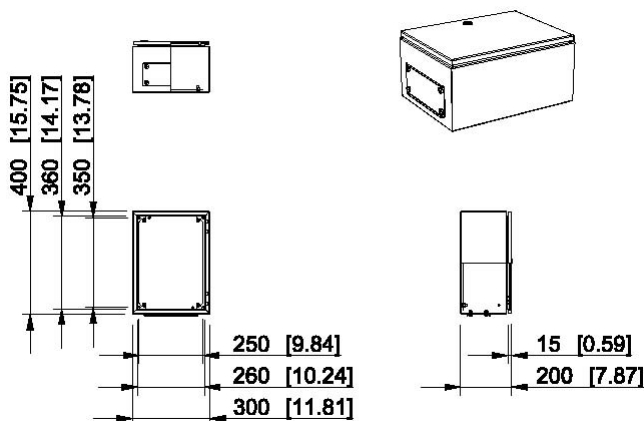
Product code	Description
EFEF303015A	One flange opening, polyester painted mild steel
ESSP303015	Plain sides, stainless steel

Ensto Cubo E 300 x 300 x 200 mm



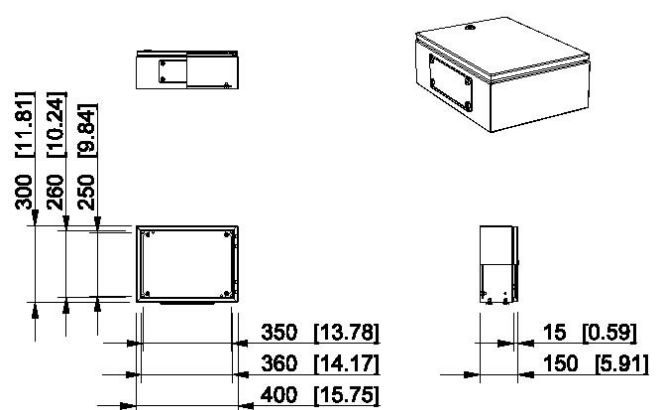
Product code	Description
EFEF303020A	One flange opening, polyester painted mild steel
ESSP303020	Plain sides, stainless steel

Ensto Cubo E 300 x 400 x 200 mm



Product code	Description
EFEF304020A	One flange opening, polyester painted mild steel
ESSP304020	Plain sides, stainless steel

Ensto Cubo E 400 x 300 x 150 mm

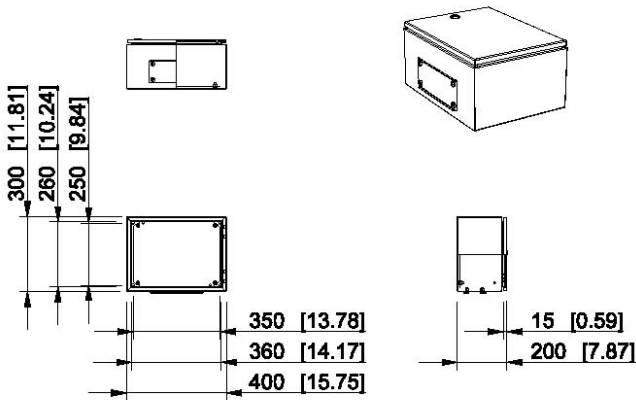


Product code	Description
EFEF403015A	One flange opening, polyester painted mild steel
ESSP403015	Plain sides, stainless steel

Dimensional drawings, Ensto Cubo E

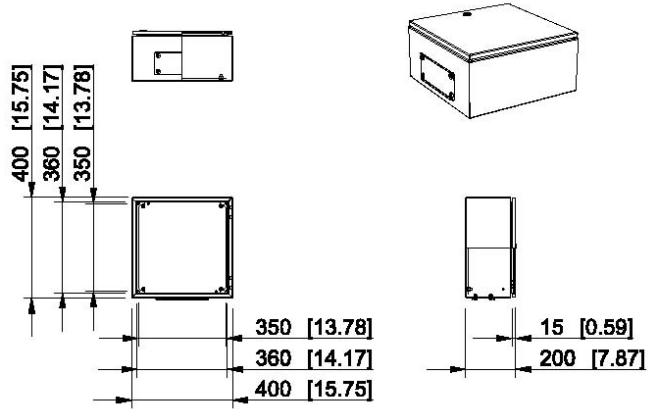
Dimensions in mm [inch]

Ensto Cubo E 400 x 300 x 200 mm



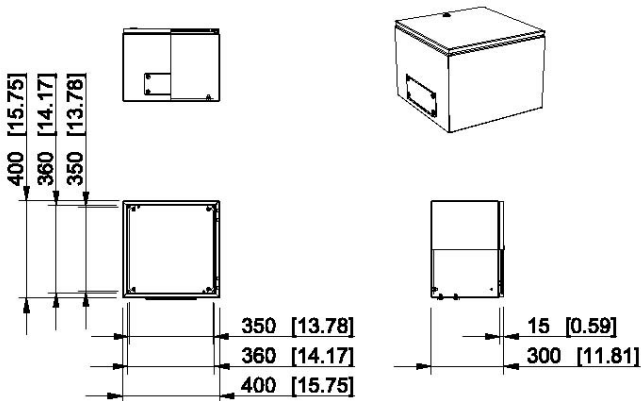
Product code	Description
EFEF403020A	One flange opening, polyester painted mild steel
ESSP403020	Plain sides, stainless steel

Ensto Cubo E 400 x 400 x 200 mm



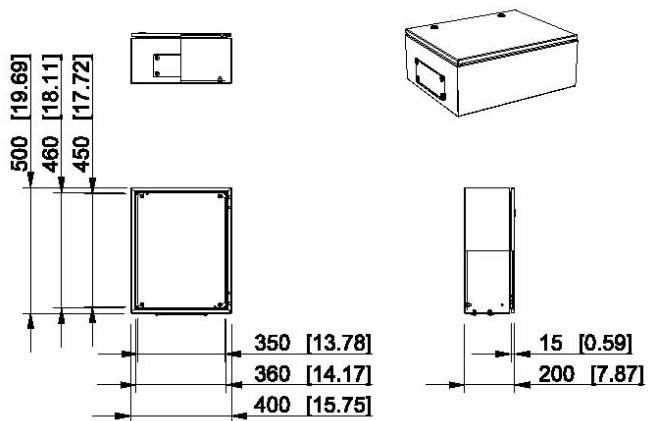
Product code	Description
EFEF404020A	One flange opening, polyester painted mild steel
ESSP404020	Plain sides, stainless steel

Ensto Cubo E 400 x 400 x 300 mm



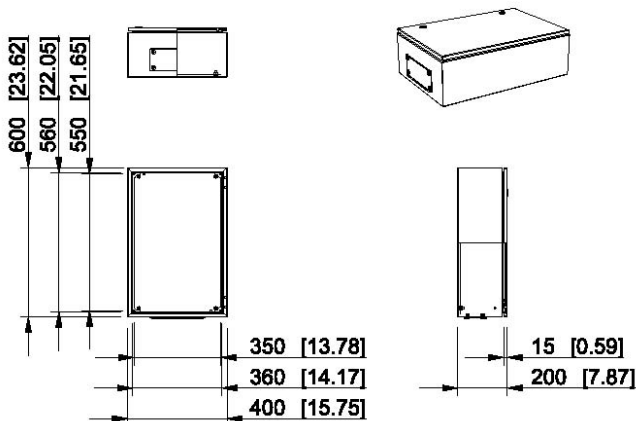
Product code	Description
EFEF404030A	One flange opening, polyester painted mild steel
ESSP404030	Plain sides, stainless steel

Ensto Cubo E 400 x 500 x 200 mm



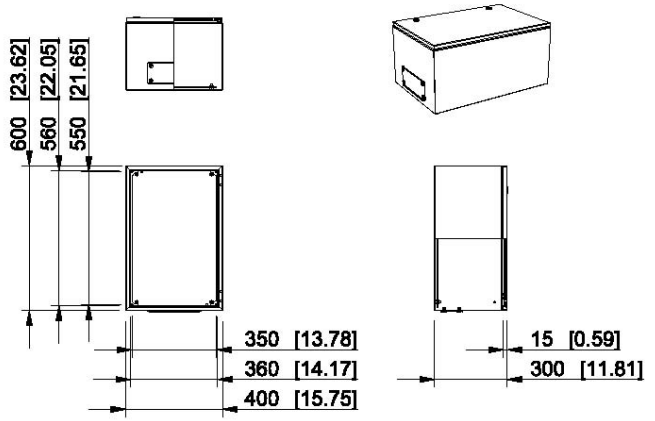
Product code	Description
EFEF405020A	One flange opening, polyester painted mild steel
ESSP405020	Plain sides, stainless steel

Ensto Cubo E 400 x 600 x 200 mm



Product code	Description
EFEF406020A	One flange opening, polyester painted mild steel
ESSP406020	Plain sides, stainless steel

Ensto Cubo E 400 x 600 x 300 mm

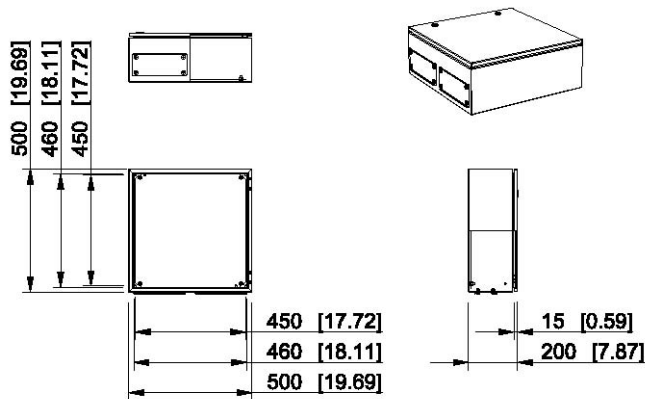


Product code	Description
EFEF406030A	One flange opening, polyester painted mild steel
ESSP406030	Plain sides, stainless steel

Dimensional drawings, Ensto Cubo E

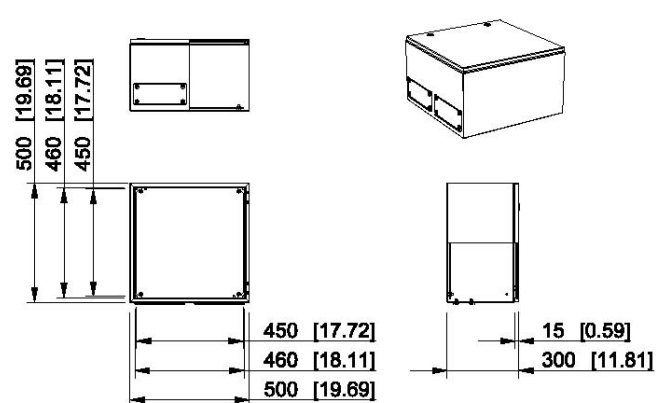
Dimensions in mm [inch]

Ensto Cubo E 500 x 500 x 200 mm



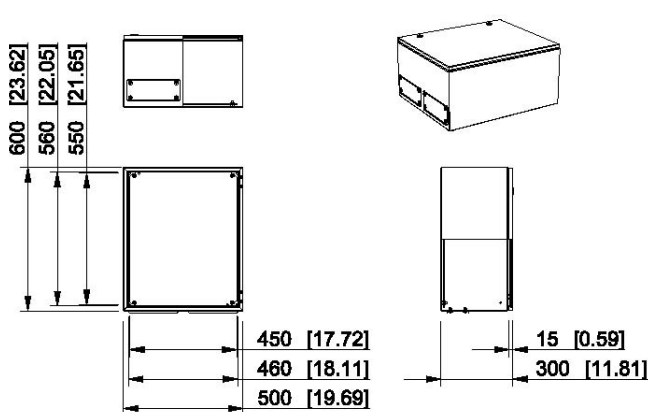
Product code	Description
EFEF505020A	2 flange openings, polyester painted mild steel
ESSP505020	Plain sides, stainless steel

Ensto Cubo E 500 x 500 x 300 mm



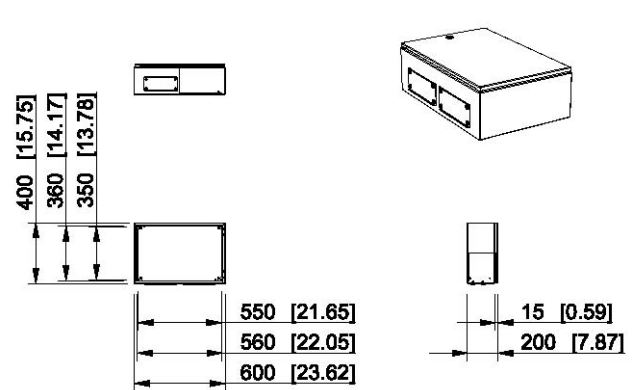
Product code	Description
EFEF505030A	2 flange openings, polyester painted mild steel
ESSP505030	Plain sides, stainless steel

Ensto Cubo E 500 x 600 x 300 mm



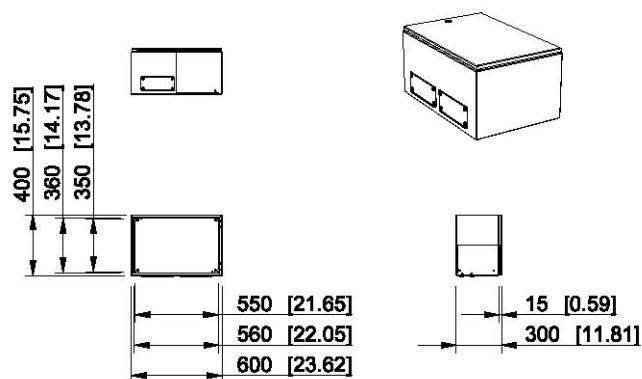
Product code	Description
EFEF506030A	2 flange openings, polyester painted mild steel
ESSP506030	Plain sides, stainless steel

Ensto Cubo E 600 x 400 x 200 mm



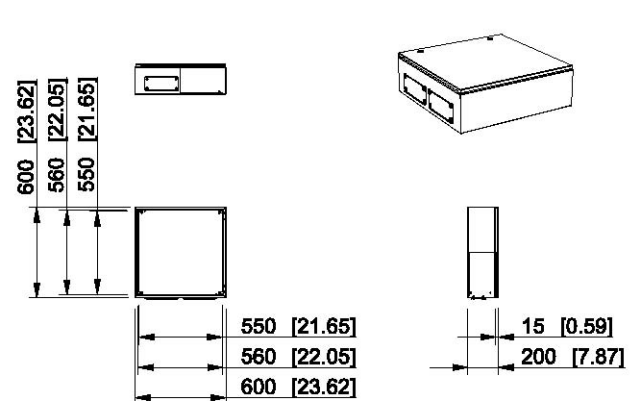
Product code	Description
EFEF604020A	2 flange openings, polyester painted mild steel
ESSP604020	Plain sides, stainless steel

Ensto Cubo E 600 x 400 x 300 mm



Product code	Description
EFEF604030A	2 flange openings, polyester painted mild steel
ESSP604030	Plain sides, stainless steel

Ensto Cubo E 600 x 600 x 200 mm

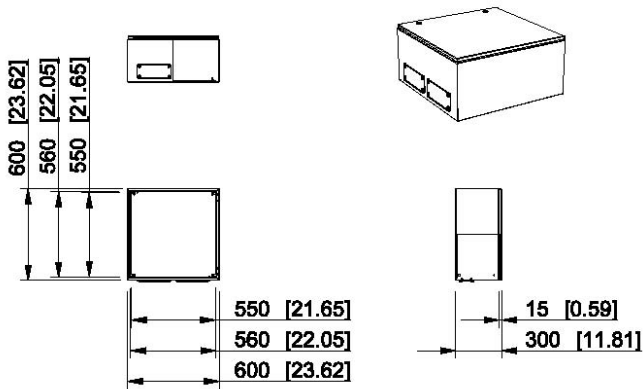


Product code	Description
EFEF606020A	2 flange openings, polyester painted mild steel
ESSP606020	Plain sides, stainless steel

Dimensional drawings, Ensto Cubo E

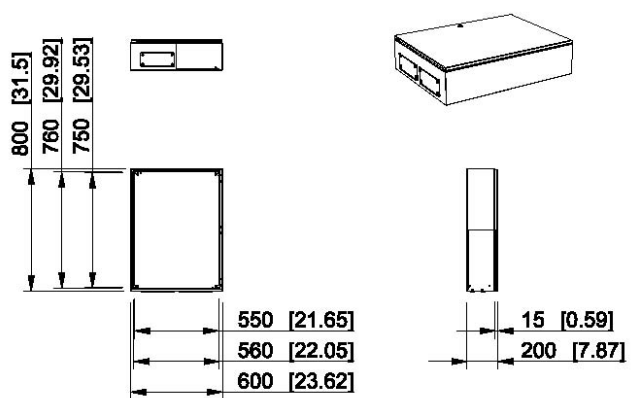
Dimensions in mm [inch]

Ensto Cubo E 600 x 600 x 300 mm



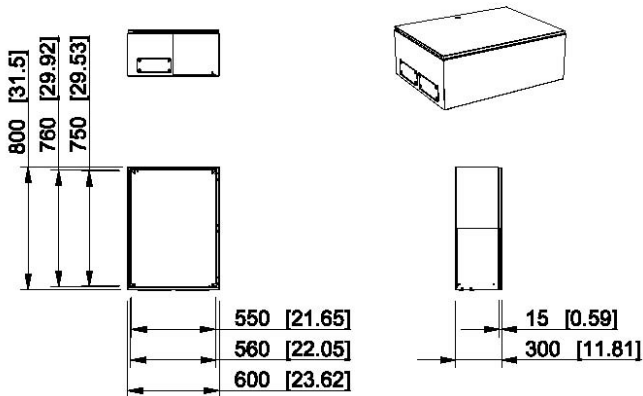
Product code	Description
EFEF606030A	2 flange openings, polyester painted mild steel
ESSP606030	Plain sides, stainless steel

Ensto Cubo E 600 x 800 x 200 mm



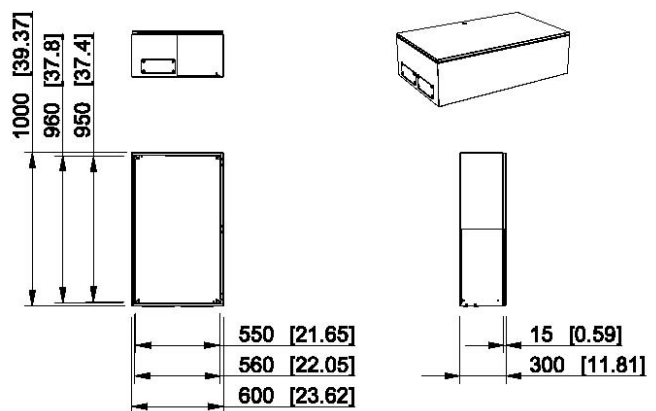
Product code	Description
EFEF608020A	2 flange openings, polyester painted mild steel
ESSP608020	Plain sides, stainless steel

Ensto Cubo E 600 x 800 x 300 mm



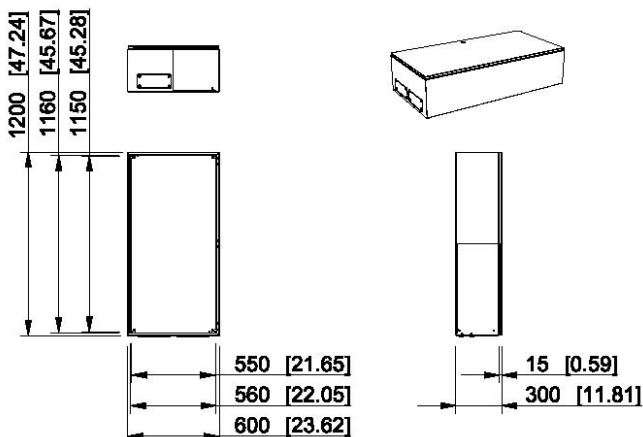
Product code	Description
EFEF608030A	2 flange openings, polyester painted mild steel
ESSP608030	Plain sides, stainless steel

Ensto Cubo E 600 x 1000 x 300 mm



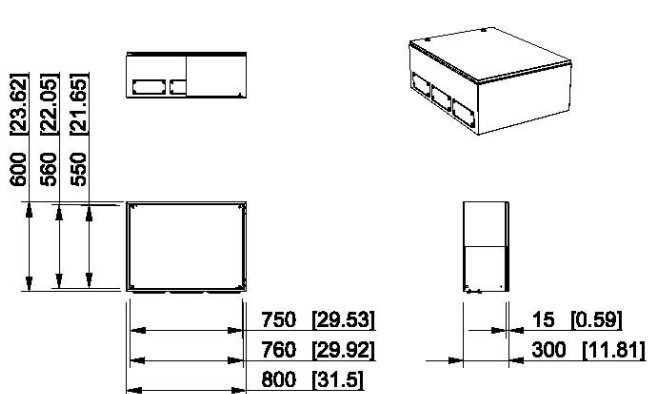
Product code	Description
EFEF6010030A	2 flange openings, polyester painted mild steel
ESSP6010030	Plain sides, stainless steel

Ensto Cubo E 600 x 1200 x 300 mm



Product code	Description
EFEF6012030A	2 flange openings, polyester painted mild steel
ESSP6012030	Plain sides, stainless steel

Ensto Cubo E 800 x 600 x 300 mm

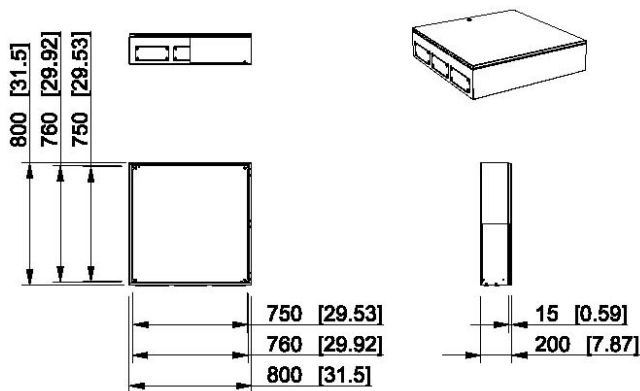


Product code	Description
EFEF806030A	3 flange openings, polyester painted mild steel
ESSP806030	Plain sides, stainless steel

Dimensional drawings, Ensto Cubo E

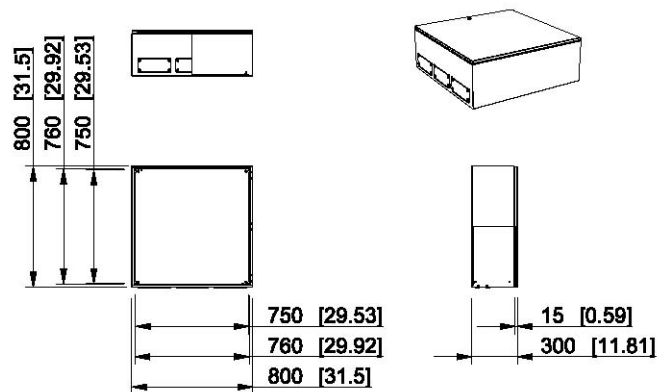
Dimensions in mm [inch]

Ensto Cubo E 800 x 800 x 200 mm



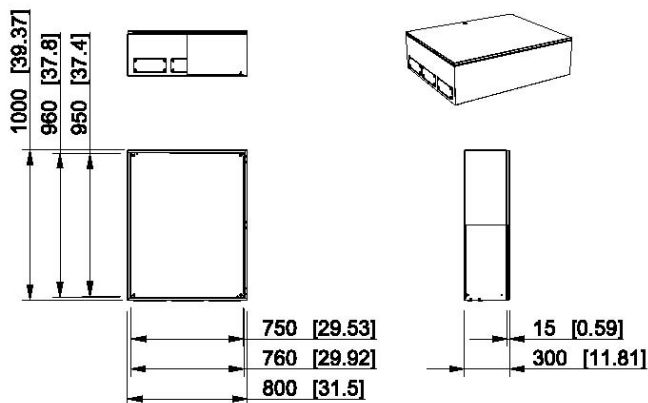
Product code	Description
EFEF808020A	3 flange openings, polyester painted mild steel
ESSP808020	Plain sides, stainless steel

Ensto Cubo E 800 x 800 x 300 mm



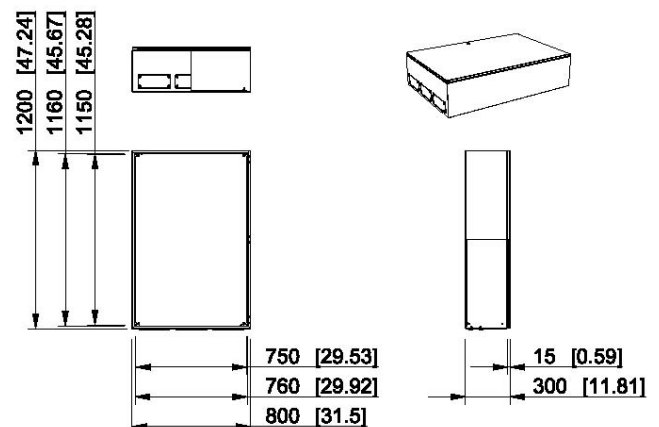
Product code	Description
EFEF808030A	3 flange openings, polyester painted mild steel
ESSP808030	Plain sides, stainless steel

Ensto Cubo E 800 x 1000 x 300 mm



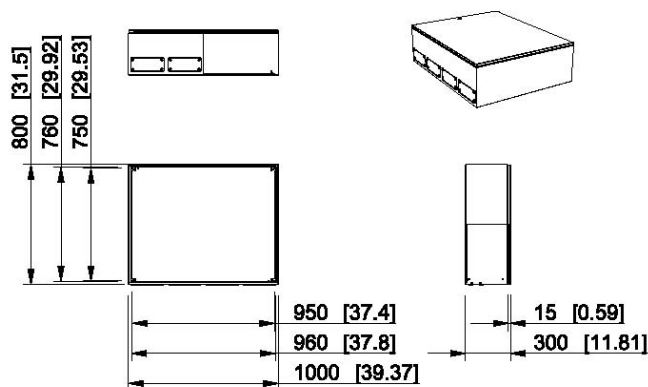
Product code	Description
EFEF8010030A	3 flange openings, polyester painted mild steel
ESSP8010030	Plain sides, stainless steel

Ensto Cubo E 800 x 1200 x 300 mm



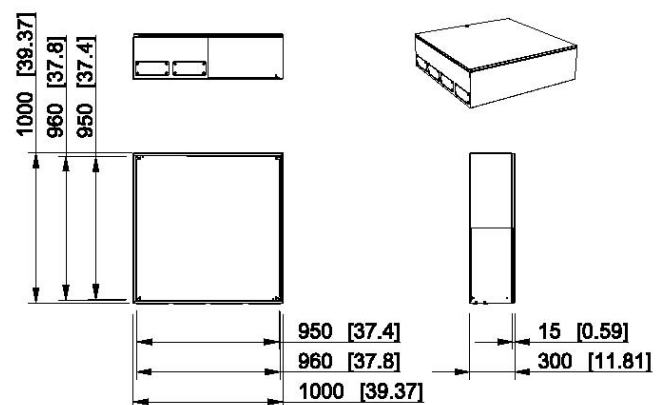
Product code	Description
EFEF8012030A	3 flange openings, polyester painted mild steel
ESSP8012030	Plain sides, stainless steel

Ensto Cubo E 1000 x 800 x 300 mm



Product code	Description
EFEF1008030A	4 flange openings, polyester painted mild steel
ESSP1008030	Plain sides, stainless steel

Ensto Cubo E 1000 x 1000 x 300 mm

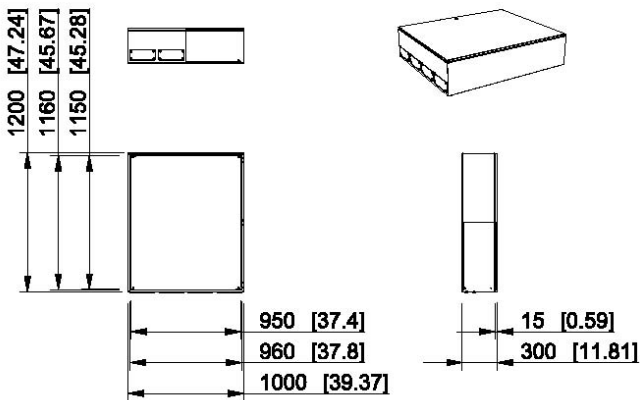


Product code	Description
EFEF10010030A	4 flange openings, polyester painted mild steel
ESSP10010030	Plain sides, stainless steel

Dimensional drawings, Ensto Cubo E

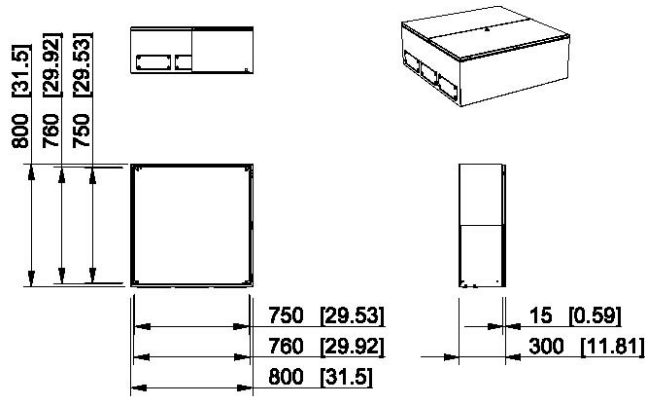
Dimensions in mm [inch]

Ensto Cubo E 1000 x 1200 x 300 mm



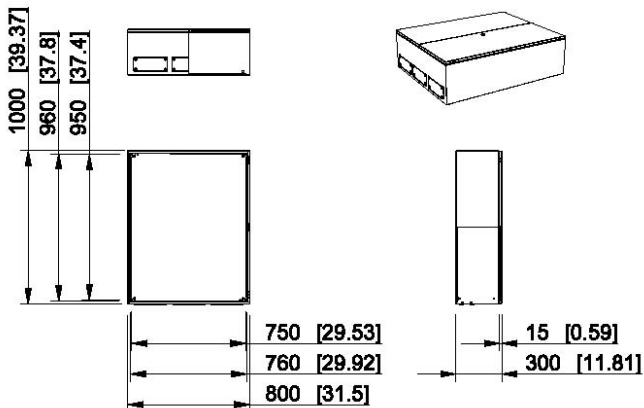
Product code	Description
EFEF10012030A	4 flange openings, polyester painted mild steel
ESSP10012030	Plain sides, stainless steel

Ensto Cubo E 800 x 800 x 300 mm



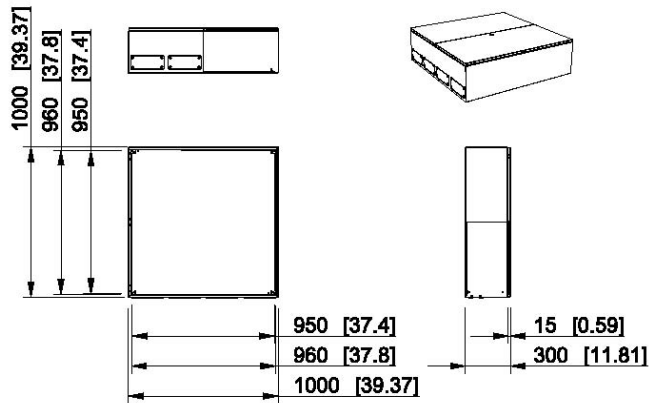
Product code	Description
EFEF808030DA	3 flange openings, two doors, painted mild steel
ESSP808030D	Plain sides, two doors, stainless steel

Ensto Cubo E 800 x 1000 x 300 mm



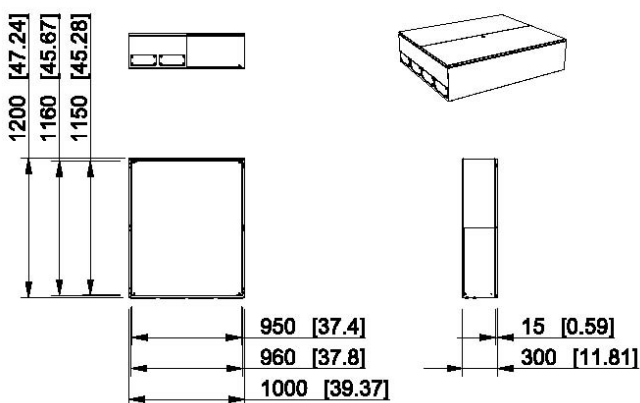
Product code	Description
EFEF8010030DA	3 flange openings, two doors, painted mild steel
ESSP8010030D	Plain sides, two doors, stainless steel

Ensto Cubo E 1000 x 1000 x 300 mm



Product code	Description
EFEF10010030DA	4 flange openings, two doors, painted mild steel
ESSP10010030D	Plain sides, two doors, stainless steel

Ensto Cubo E 1000 x 1200 x 300 mm



Product code	Description
EFEF10012030DA	4 flange openings, two doors, painted mild steel
ESSP10012030D	Plain sides, two doors, stainless steel

This box is intentionally left empty.

Ensto Cubo EO wall cabinets IP 66

Sizes 190 x 240 x 138 to 480 x 960 x 248 mm



Ensto Cubo EO wall cabinet in brief:

- Has flange knockouts on each side of the base
- Available in 22 sizes
- Door fitted with a quarter-turn slotted fastener
- The door can be opened 110°
- Has fixed M8 inserts for a mounting plate in the bottom of the base
- Has M6 bolt for earthing on one side of the base
- Equipped with two M6 bolts in the door, for earthing
- Excellent choice for creating larger assemblies.

Contents of the product package:

- Enclosure base
- Door
- M8 mounting screws and earthing accessories
- Mounting plate
- Quarter-turn slotted lock

Customising services available for this product:

- Machining
- Prints
- Colour service
- Assembly of components

Further information on our customising services is available on page 12.



The enclosures include flange knockouts on all four sides.

Conformity	
Steel enclosures:	CE RoHS (F)
Technical information	
Degree of protection:	IP 66
Impact resistance:	IK 09 (-25 °C... +35 °C)
Material	
Base/door:	Polyester painted mild steel
Gasket:	PUR (polyurethane)
Mounting plate:	Galvanized steel
Knockout alternatives	
Polyester painted mild steel cabinets:	Flange knockouts
Standard colour	
Polyester painted mild steel cabinets:	Grey RAL 7035

Material based technical information available on page 5.



Product cards, dimensional drawings and 3D models can be found at www.ensto.com.

Ensto Cubo EO wall cabinets

Ensto Cubo EO wall cabinets with flange knockouts, polyester painted mild steel

Product code	Description	External dimensions (mm)				Inner depth (mm)	Package size (pcs)	EAN 13 code
		Width	Height	Depth	Base depth			
EOK192414A	4 x F1 knockout	190	240	138	123	118	1	6418677198946
EOJ192814A	2 x F1 knockout + 2 x F2 knockout	190	280	138	123	118	1	6418677198922
EOJ192819A	2 x F1 knockout + 2 x F2 knockout	190	280	193	178	173	1	6418677198939
EOM193814A	2 x F1 knockout + 2 x F2 knockout	190	380	138	123	118	1	6418677198960
EOM193819A	2 x F1 knockout + 2 x F2 knockout	190	380	193	178	173	1	6418677198977
EOL242814A	2 x F1 knockout + 2 x F2 knockout	240	280	138	123	118	1	6418677198953
EOO282814A	4 x F2 knockout	280	280	138	123	118	1	6418677198984
EOO282819A	4 x F2 knockout	280	280	193	178	173	1	6418677198991
EOP283814A	4 x F2 knockout	280	380	138	123	118	1	6418677199004
EOP283819A	4 x F2 knockout	280	380	193	178	173	1	6418677199011
EOT285614A	6 x F2 knockout	280	560	138	123	118	1	6418677199042
EOT285619A	6 x F2 knockout	280	560	193	178	173	1	6418677199059
EOR383814A	4 x F2 knockout	380	380	138	123	118	1	6418677199028
EOR383819A	4 x F2 knockout	380	380	193	178	173	1	6418677199035
EOU385614A	6 x F2 knockout	380	560	138	123	118	1	6418677199066
EOU385619A	6 x F2 knockout	380	560	193	178	173	1	6418677199073
EOU385625A	6 x F2 knockout	380	560	248	233	228	1	6418677199080
EOV388419A	8 x F2 knockout	380	840	193	178	173	1	6418677199103
EOV388425A	8 x F2 knockout	380	840	248	233	228	1	6418677199110
EOY484825A	4 x F2 knockout	480	480	248	233	228	1	6418677199097
EOZ487625A	6 x F2 knockout	480	760	248	233	228	1	6418677199127
EOQ489625A	6 x F2 knockout	480	960	248	233	228	1	6418677199134



EOJ192814A



EOR383814A

Mounting plates, galvanized steel

Product code	Description	Dimensions (mm)	Package size (pcs)	EAN 13 code
EOK1	For 190 x 240 mm enclosures	140 x 190 x 1.5	1	6418677186660
EOJ1	For 190 x 280 mm enclosures	140 x 230 x 1.5	1	6418677186653
EOM1	For 190 x 380 mm enclosures	140 x 330 x 1.5	1	6418677186684
EOL1	For 240 x 280 mm enclosures	190 x 230 x 1.5	1	6418677186677
EOO1	For 280 x 280 mm enclosures	230 x 230 x 1.5	1	6418677186691
EOP1	For 280 x 380 mm enclosures	230 x 330 x 1.5	1	6418677186707
EOT1	For 280 x 560 mm enclosures	230 x 510 x 1.5	1	6418677186721
EOR1	For 380 x 380 mm enclosures	330 x 330 x 1.5	1	6418677186714
EOU1	For 380 x 560 mm enclosures, 1.5 mm thick	330 x 510 x 1.5	1	6418677186738
EOU3	For 380 x 560 mm enclosures, 2.5 mm thick	330 x 510 x 2.5	1	6418677186745
EOV1	For 380 x 840 mm enclosures, 1.5 mm thick	330 x 790 x 1.5	1	6418677186769
EOV3	For 380 x 840 mm enclosures, 2.5 mm thick	330 x 790 x 2.5	1	6418677186776
EOY1	For 480 x 480 mm enclosures	430 x 430 x 1.5	1	6418677186752
EOZ1	For 480 x 760 mm enclosures, 1.5 mm thick	430 x 710 x 1.5	1	6418677186783
EOZ3	For 480 x 760 mm enclosures, 2.5 mm thick	430 x 710 x 2.5	1	6418677186790
EOQ1	For 480 x 960 mm enclosures, 1.5 mm thick	430 x 910 x 1.5	1	6418677186806
EOQ3	For 480 x 960 mm enclosures, 2.5 mm thick	430 x 910 x 2.5	1	6418677186813



EOJ1

Ensto Cubo EO wall cabinets

Other accessories

Product code	Description	Dimensions (mm)	Package size (pcs)	EAN 13 code
Lock alternatives				
EO71.04	Adapter for padlock	-	1	6418677186820
EO71.05	Adapter for padlock incl. T handle	-	1	6418677186837
EO71.06	DIN 3 lock	DIN 3	1	6418677186844
EO71.07	T handle lock	△ 10/M5	1	6418677186851
OLT42KEY	Key for DIN 3 lock	50 x 53 x ø22	1	6418677172410
Accessories for flanges				
EO72.07	Fastening bolt set for F1 size flange	M6	1	6418677186875
EO72.08	Fastening bolt set for F2 size flange	M8	1	6418677186882
EO72.10	Counter rib/M6 for F1 size flange	M6	1	6418677186899
EO72.11	Counter rib/M8 for F2 size flange	M8	1	6418677186905
Fastening lugs				
EOFL2.20	Fastening lug set, 20 mm high	20	1	6418677199578
EOFL2.50	Fastening lug set, 50 mm high	50	1	6418677199585
Other accessories				
EVF2A	Ventilation flange F2 size	93 x 222 x 7,5	1	6418677159671
EDS2	Door stopper, set, galvanized steel	-	1	6438100102265



Adapter for padlock, EO71.04.



Adapter for padlock incl. T handle, EO71.05.



DIN 3 lock, EO71.06.



T handle lock, EO71.07.



Key for DIN 3 lock, OLT42KEY.



Fastening bolt set for F1 size flange, EO72.07.



Counter rib/M6 for F1 size flange, EO72.10.



Fastening lug set, 20 mm high, EOFL2.20.



Ventilation flange F2 size, EVF2A.

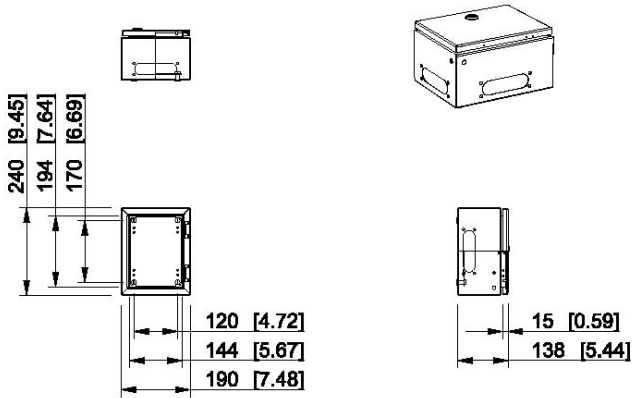


Door stopper, set, EDS2.

Dimensional drawings, Ensto Cubo EO

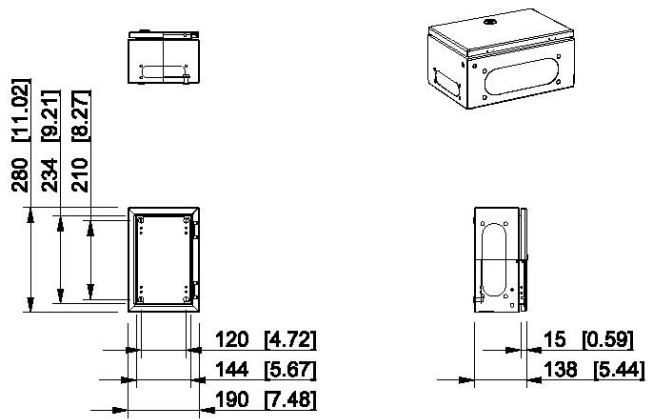
Dimensions in mm

Ensto Cubo EO 190 x 240 x 138 mm



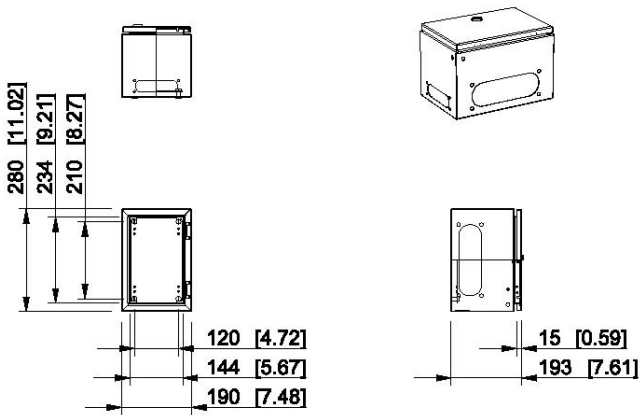
Product code	Description
EOK192414A	4 x F1 knockout

Ensto Cubo EO 190 x 280 x 138 mm



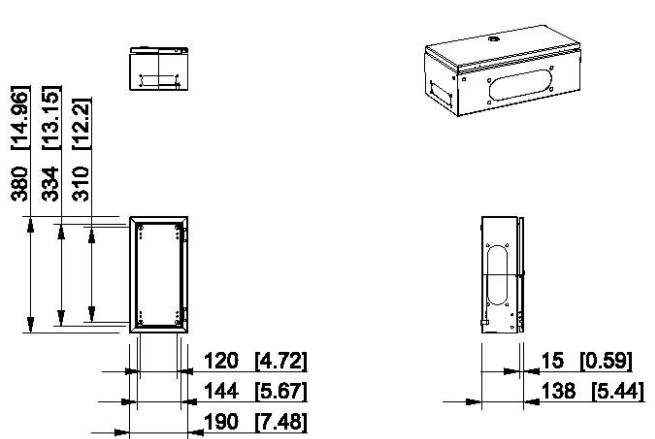
Product code	Description
EOJ192814A	2 x F1 knockout + 2 x F2 knockout

Ensto Cubo EO 190 x 280 x 193 mm



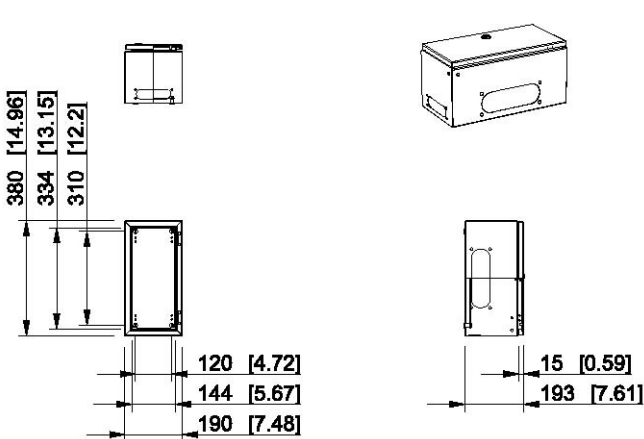
Product code	Description
EOJ192819A	2 x F1 knockout + 2 x F2 knockout

Ensto Cubo EO 190 x 380 x 138 mm



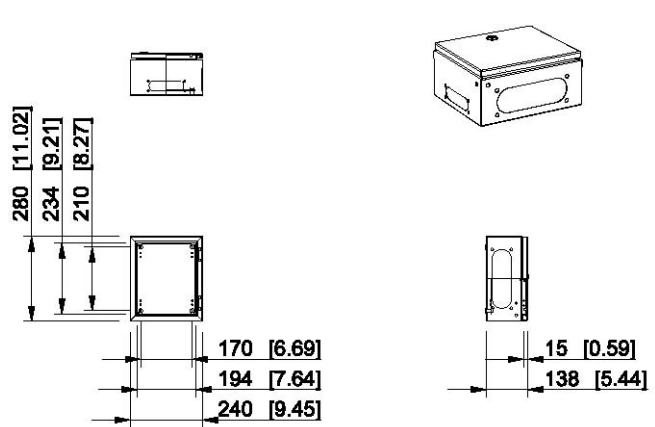
Product code	Description
EOM193814A	2 x F1 knockout + 2 x F2 knockout

Ensto Cubo EO 190 x 380 x 193 mm



Product code	Description
EOM193819A	2 x F1 knockout + 2 x F2 knockout

Ensto Cubo EO 240 x 280 x 138 mm

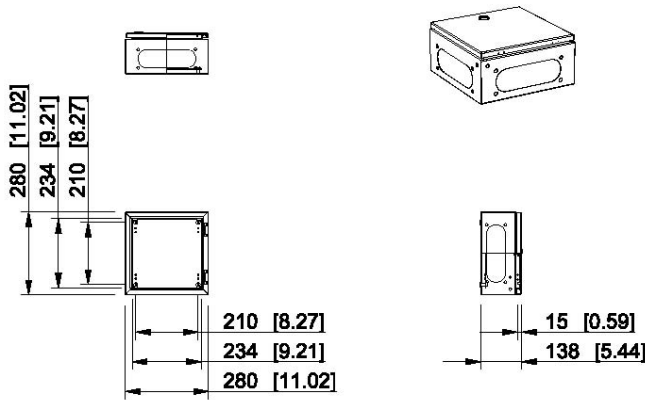


Product code	Description
EOL242814A	2 x F1 knockout + 2 x F2 knockout

Dimensional drawings, Ensto Cubo EO

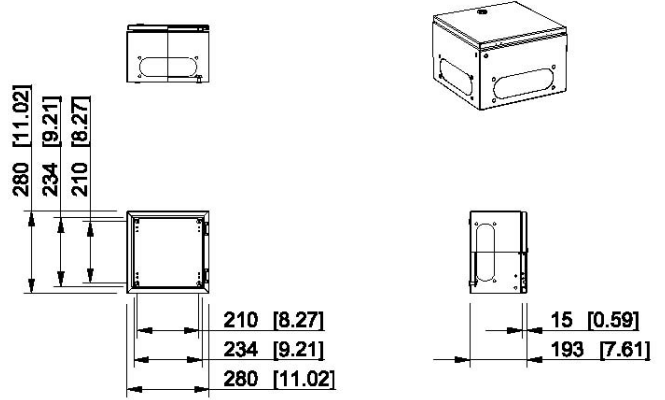
Dimensions in mm

Ensto Cubo EO 280 x 280 x 138 mm



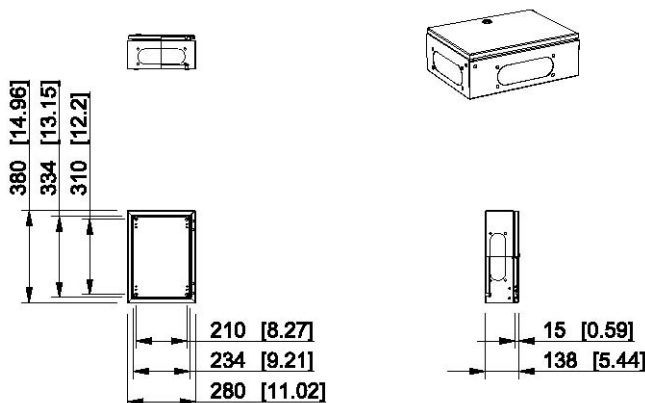
Product code	Description
EOO282814A	4 x F2 knockout

Ensto Cubo EO 280 x 280 x 193 mm



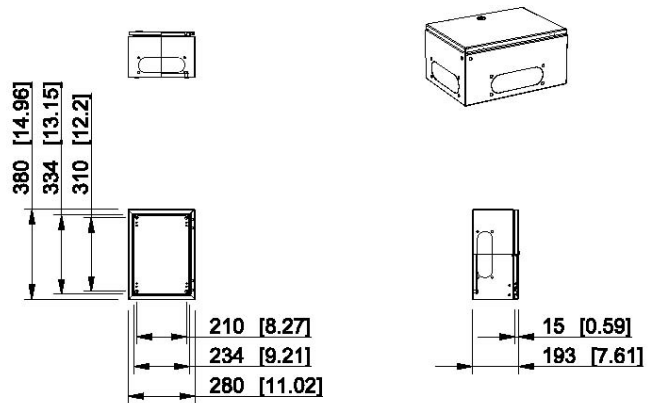
Product code	Description
EOO282819A	4 x F2 knockout

Ensto Cubo EO 280 x 380 x 138 mm



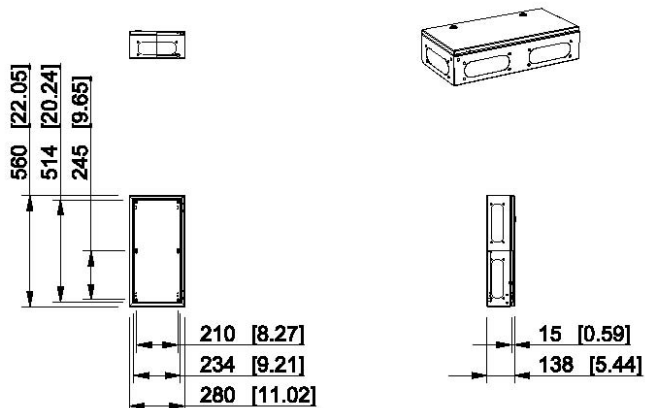
Product code	Description
EOP283814A	4 x F2 knockout

Ensto Cubo EO 280 x 380 x 193 mm



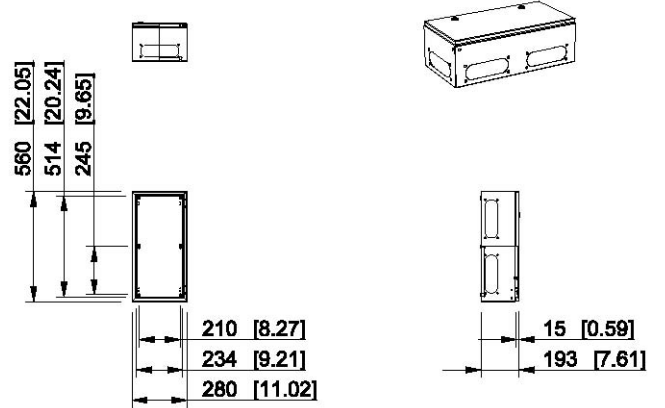
Product code	Description
EOP283819A	4 x F2 knockout

Ensto Cubo EO 280 x 560 x 138 mm



Product code	Description
EOT285614A	6 x F2 knockout

Ensto Cubo EO 280 x 560 x 193 mm

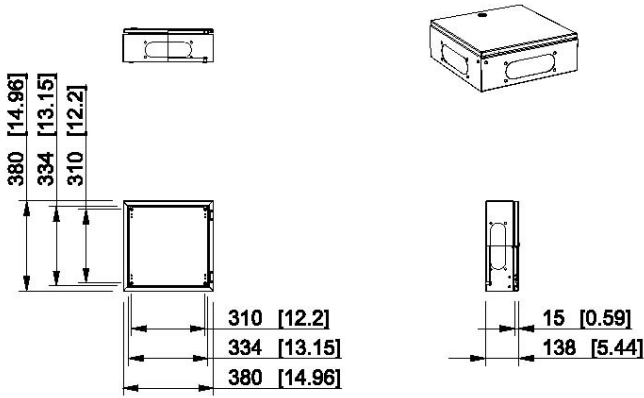


Product code	Description
EOT285619A	6 x F2 knockout

Dimensional drawings, Ensto Cubo EO

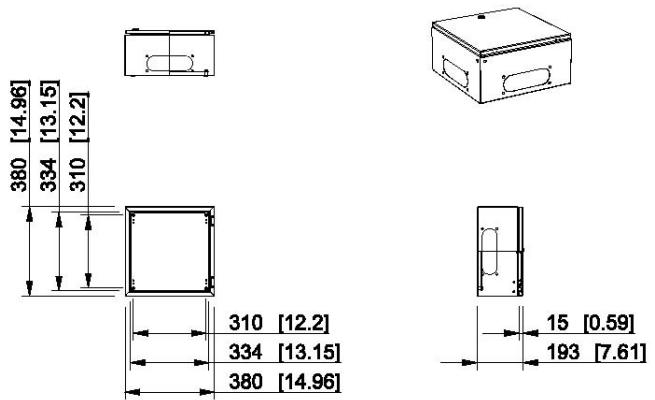
Dimensions in mm

Ensto Cubo EO 380 x 380 x 138 mm



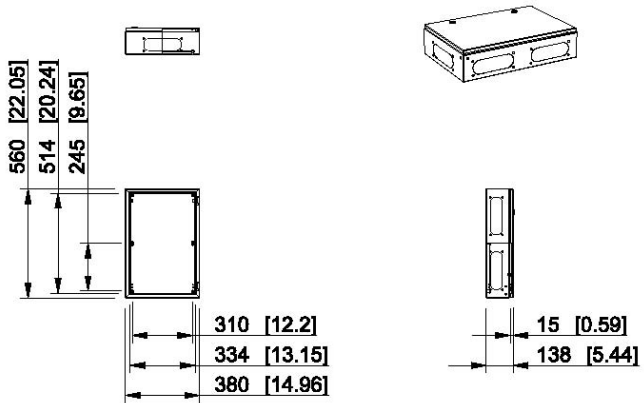
Product code	Description
EOR383814A	4 x F2 knockout

Ensto Cubo EO 380 x 380 x 193 mm



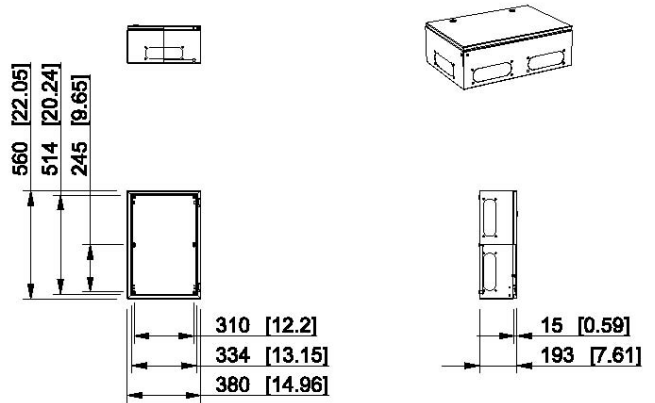
Product code	Description
EOR383819A	4 x F2 knockout

Ensto Cubo EO 380 x 560 x 138 mm



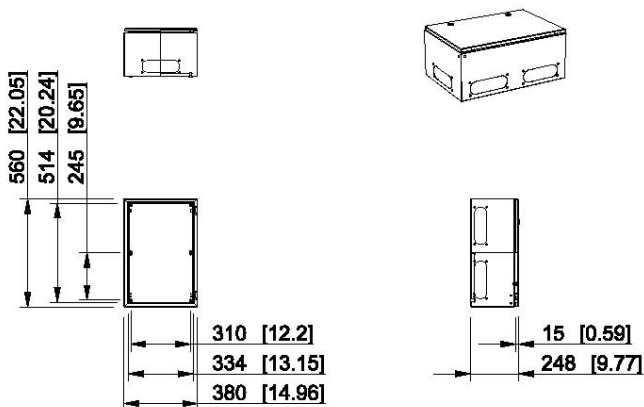
Product code	Description
EOU385614A	6 x F2 knockout

Ensto Cubo EO 380 x 560 x 193 mm



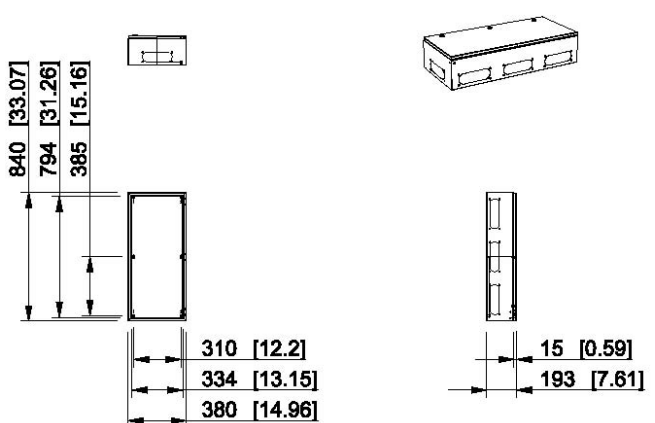
Product code	Description
EOU385619A	6 x F2 knockout

Ensto Cubo EO 380 x 560 x 248 mm



Product code	Description
EOU385625A	6 x F2 knockout

Ensto Cubo EO 380 x 840 x 193 mm

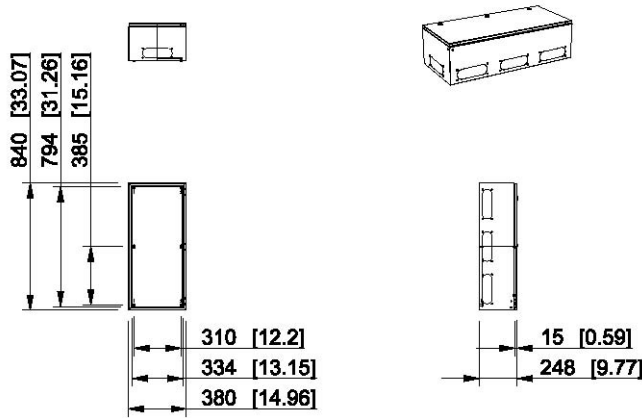


Product code	Description
EOV388419A	8 x F2 knockout

Dimensional drawings, Ensto Cubo EO

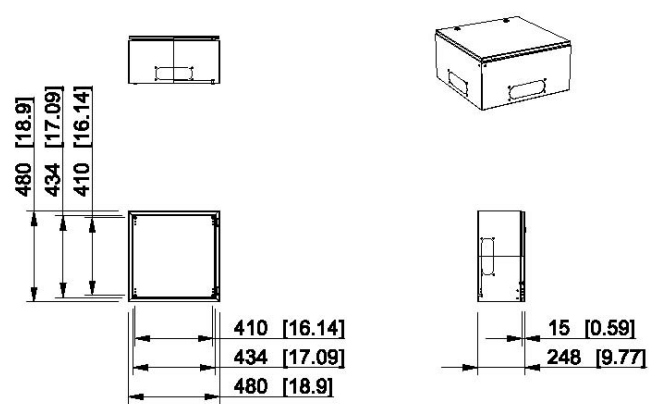
Dimensions in mm [inch]

Ensto Cubo EO 380 x 840 x 248 mm



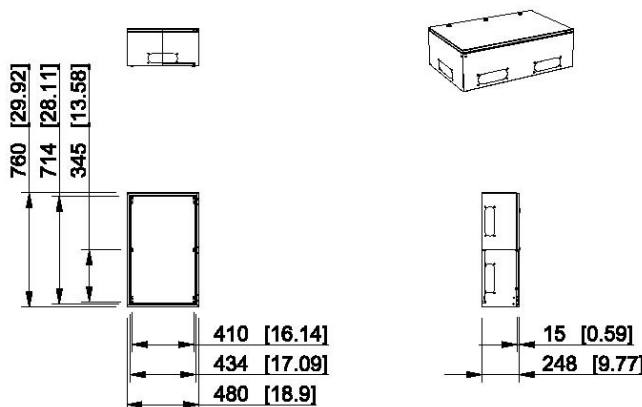
Product code	Description
EOV388425A	8 x F2 knockout

Ensto Cubo EO 480 x 480 x 248 mm



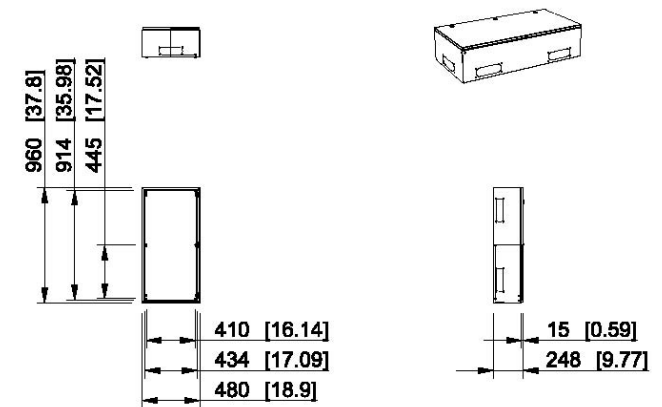
Product code	Description
EOY484825A	4 x F2 knockout

Ensto Cubo EO 480 x 760 x 248 mm



Product code	Description
EOZ487625A	6 x F2 knockout

Ensto Cubo EO 480 x 960 x 248 mm



Product code	Description
EOQ489625A	6 x F2 knockout

Ensto Cubo F terminal enclosures IP 66

Sizes 100 x 100 x 90 to 800 x 400 x 120 mm



Ensto Cubo F terminal enclosure in brief:

- Has plain sides
- 120 mm deep polyester painted enclosures are also available with flange openings or polycarbonate window as standard
- Available in 30 sizes and in two depth alternatives
- Small push button enclosures also available in four sizes
- Include a perforated support for DIN rail or mounting plate enabling the maximum use of all sides of the enclosure for cable entries
- Has M6 bolt for earthing on one side of the base
- Enclosures made of stainless steel AISI 316 are also available on request
- Customer-specific dimensionings also available in small volumes at competitive prices
- All versions can be supplied with hinges
- Polyester painted enclosures with wall mounting holes. Stainless steel versions with drill marks only.

Contents of the product package:

- Enclosure base
- Cover
- Cover screws with gaskets and cage nuts
- Mounting screws
- Cover plugs for mounting holes
- A M6 nut and a washer for earthing
- Earth marks
- Models with flange openings include also cover plates, bolts and washers

Customising services available for this product:

- Customer-specific dimensions
- Machining
- Colour service
- Assembly of components

Further information on our customising services is available on page 12.

Conformity	
Steel enclosures:	CE RoHS (FI) (PCB) (MCM) GL
Technical information	
Degree of protection:	IP 66, models with two cover screws IP 65
Impact resistance:	IK 09 (-25 °C... +35 °C), models with window IK 07 (-5 °C...+80 °C)
Material	
Base/cover:	Polyester painted mild steel or stainless steel AISI 304
Gasket:	PUR (polyurethane)
Cover screw gasket:	Dryflex (SEBS)
Knockout alternatives	
Polyester painted mild steel cabinets:	Plain sides, flange openings
Stainless steel cabinets:	Plain sides
Standard colour	
Polyester painted mild steel cabinets:	Grey RAL 7035

Material based technical information is available on page 5.



These enclosures include a perforated support for a DIN rail or mounting plate as standard. The optimised mounting supports enable the maximum use of all sides of the enclosure for cable entries.



120 mm deep polyester painted enclosures are also available with flange openings. The product package includes cover plates, bolts and washers.

Product cards, dimensional drawings and 3D models can be found at www.ensto.com.

Ensto Cubo F terminal enclosures

Ensto Cubo F terminal enclosures with plain sides, polyester painted mild steel

Product code	Description	External dimensions (mm)				Inner depth (mm)	Package size (pcs)	EAN 13 code
		Width	Height	Depth	Base depth			
FFUP151508A		150	150	80	65	63.5	1	6418677159701
FFUP202008A		200	200	80	65	63.5	1	6418677159718
FFUP301508A		300	150	80	65	63.5	1	6418677159725
FFUP302008A		300	200	80	65	63.5	1	6418677159732
FFUP303008A		300	300	80	65	63.5	1	6418677159749
FFUP402008A		400	200	80	65	63.5	1	6418677159756
FFUP403008A		400	300	80	65	63.5	1	6418677159763
FFUP404008A		400	400	80	65	63.5	1	6418677159770
FFUP502008A		500	200	80	65	63.5	1	6418677159787
FFUP503008A		500	300	80	65	63.5	1	6418677159794
FFUP602008A		600	200	80	65	63.5	1	6418677159800
FFUP603008A		600	300	80	65	63.5	1	6418677159817
FFUP604008A		600	400	80	65	63.5	1	6418677159824
FFUP802008A		800	200	80	65	63.5	1	6418677159831
FFUP804008A		800	400	80	65	63.5	1	6418677159848
FFUP151512A		150	150	120	105	103.5	1	6418677159855
FFUP202012A		200	200	120	105	103.5	1	6418677159862
FFUP301512A		300	150	120	105	103.5	1	6418677159879
FFUP302012A		300	200	120	105	103.5	1	6418677159886
FFUP303012A		300	300	120	105	103.5	1	6418677159893
FFUP402012A		400	200	120	105	103.5	1	6418677159909
FFUP403012A		400	300	120	105	103.5	1	6418677159916
FFUP404012A		400	400	120	105	103.5	1	6418677159923
FFUP502012A		500	200	120	105	103.5	1	6418677159930
FFUP503012A		500	300	120	105	103.5	1	6418677154683
FFUP602012A		600	200	120	105	103.5	1	6418677154690
FFUP603012A		600	300	120	105	103.5	1	6418677154706
FFUP604012A		600	400	120	105	103.5	1	6418677154713
FFUP802012A		800	200	120	105	103.5	1	6418677154720
FFUP804012A		800	400	120	105	103.5	1	6418677154737



FFUP151508



FFUP403012A

Ensto Cubo F terminal enclosures with plain sides, stainless steel

Product code	Description	External dimensions (mm)				Inner depth (mm)	Package size (pcs)	EAN 13 code
		Width	Height	Depth	Base depth			
FSUP151508		150	150	80	65	63.5	1	6418677189548
FSUP202008		200	200	80	65	63.5	1	6418677189555
FSUP301508		300	150	80	65	63.5	1	6418677189562
FSUP302008		300	200	80	65	63.5	1	6418677189579
FSUP303008		300	300	80	65	63.5	1	6418677189586
FSUP402008		400	200	80	65	63.5	1	6418677189593
FSUP403008		400	300	80	65	63.5	1	6418677189609
FSUP404008		400	400	80	65	63.5	1	6418677189616
FSUP502008		500	200	80	65	63.5	1	6418677189623
FSUP503008		500	300	80	65	63.5	1	6418677189630
FSUP602008		600	200	80	65	63.5	1	6418677189647
FSUP603008		600	300	80	65	63.5	1	6418677189654
FSUP604008		600	400	80	65	63.5	1	6418677189661
FSUP802008		800	200	80	65	63.5	1	6418677189678
FSUP804008		800	400	80	65	63.5	1	6418677189685
FSUP151512		150	150	120	105	103.5	1	6418677189692
FSUP202012		200	200	120	105	103.5	1	6418677189708
FSUP301512		300	150	120	105	103.5	1	6418677189715
FSUP302012		300	200	120	105	103.5	1	6418677189722
FSUP303012		300	300	120	105	103.5	1	6418677189739
FSUP402012		400	200	120	105	103.5	1	6418677189746
FSUP403012		400	300	120	105	103.5	1	6418677189753
FSUP404012		400	400	120	105	103.5	1	6418677189760
FSUP502012		500	200	120	105	103.5	1	6418677189777
FSUP503012		500	300	120	105	103.5	1	6418677189784
FSUP602012		600	200	120	105	103.5	1	6418677189791
FSUP603012		600	300	120	105	103.5	1	6418677189807
FSUP604012		600	400	120	105	103.5	1	6418677189814
FSUP802012		800	200	120	105	103.5	1	6418677189821
FSUP804012		800	400	120	105	103.5	1	6418677189838



FSUP151508



FSUP403012A

Ensto Cubo F terminal enclosures

Ensto Cubo F terminal enclosures with flange openings, polyester painted mild steel

Flange opening size: 192 x 62 mm

Product code	Description	External dimensions (mm)				Inner depth (mm)	Package size (pcs)	EAN 13 code
		Width	Height	Depth	Base depth			
FFUF301512A	Flanges/side: 1 + 1 + 0 + 0	300	150	120	105	103.5	1	6418677154744
FFUF302012A	Flanges/side: 1 + 1 + 0 + 0	300	200	120	105	103.5	1	6418677154751
FFUF303012A	Flanges/side: 1 + 1 + 1 + 1	300	300	120	105	103.5	1	6418677154768
FFUF402012A	Flanges/side: 1 + 1 + 0 + 0	400	200	120	105	103.5	1	6418677154775
FFUF403012A	Flanges/side: 1 + 1 + 1 + 1	400	300	120	105	103.5	1	6418677154782
FFUF404012A	Flanges/side: 1 + 1 + 1 + 1	400	400	120	105	103.5	1	6418677154799
FFUF502012A	Flanges/side: 2 + 2 + 0 + 0	500	200	120	105	103.5	1	6418677154805
FFUF503012A	Flanges/side: 2 + 2 + 1 + 1	500	300	120	105	103.5	1	6418677154812
FFUF602012A	Flanges/side: 2 + 2 + 0 + 0	600	200	120	105	103.5	1	6418677154829
FFUF603012A	Flanges/side: 2 + 2 + 1 + 1	600	300	120	105	103.5	1	6418677154836
FFUF604012A	Flanges/side: 2 + 2 + 1 + 1	600	400	120	105	103.5	1	6418677154843
FFUF802012A	Flanges/side: 3 + 3 + 0 + 0	800	200	120	105	103.5	1	6418677198830
FFUF804012A	Flanges/side: 3 + 3 + 1 + 1	800	400	120	105	103.5	1	6418677198847



FFUF303012A

Ensto Cubo F terminal enclosures with polycarbonate window, polyester painted mild steel

Product code	Description	External dimensions (mm)				Inner depth (mm)	Package size (pcs)	EAN 13 code
		Width	Height	Depth	Base depth			
FFUW202012A	Window size: 120 x 120 mm	200	200	120	105	101.5	1	6418677198861
FFUW302012A	Window size: 220 x 120 mm	300	200	120	105	101.5	1	6418677198878
FFUW402012A	Window size: 320 x 120 mm	400	200	120	105	101.5	1	6418677198885
FFUW502012A	Window size: 420 x 120 mm	500	200	120	105	101.5	1	6418677198892
FFUW602012A	Window size: 520 x 120 mm	600	200	120	105	101.5	1	6418677198902
FFUW802012A	Window size: 720 x 120 mm	800	200	120	105	101.5	1	6418677198915



FFUW302012A

Ensto Cubo F enclosures with push button openings

Degree of protection of components installed in pre-fabricated openings can decrease the final degree of protection.

Product code	Description	External dimensions (mm)				Inner depth (mm)	Package size (pcs)	EAN 13 code
		Width	Height	Depth	base depth			
FSPB101009	1 push button opening	100	100	90	75	73.5	1	6438100123109
FSPB161009	2 push button openings	160	100	90	75	73.5	1	6438100123116
FSPB221009	3 push button openings	220	100	90	75	73.5	1	6438100123123
FSPB281009	4 push button openings	280	100	90	75	73.5	1	6438100123130



FSPB221009

Ensto Cubo F terminal enclosures

Mounting plates and DIN rails

Product code	Description	Dimensions (mm)	Package size (pcs)	EAN 13 code
Mounting plates, galvanized steel				
FMP1515	For 150 x 150 mm enclosures	135 x 100 x 2	10	6418677157394
FMP2020	For 200 x 200 mm enclosures	185 x 150 x 2	10	6418677157417
FMP3015	For 300 x 150 mm enclosures	285 x 100 x 2	10	6418677199462
FMP3020	For 300 x 200 mm enclosures	285 x 150 x 2	10	6418677199479
FMP3030	For 300 x 300 mm enclosures	285 x 250 x 2	10	6418677157479
FMP4020	For 400 x 200 mm enclosures	385 x 150 x 2	10	6418677199486
FMP4030	For 400 x 300 mm enclosures	385 x 250 x 2	5	6418677199493
FMP4040	For 400 x 400 mm enclosures	385 x 350 x 2	5	6418677157516
FMP5020	For 500 x 200 mm enclosures	485 x 150 x 2	5	6418677199509
FMP5030	For 500 x 300 mm enclosures	485 x 250 x 2	5	6418677199516
FMP6020	For 600 x 200 mm enclosures	585 x 150 x 2	5	6418677199523
FMP6030	For 600 x 300 mm enclosures	585 x 250 x 2	5	6418677199530
FMP6040	For 600 x 400 mm enclosures	585 x 350 x 2	5	6418677199547
FMP8020	For 800 x 200 mm enclosures	785 x 150 x 2	5	6418677199554
FMP8040	For 800 x 400 mm enclosures	785 x 350 x 2	5	6418677199561
DIN rails, galvanized steel				
DR3515	For 150 mm side	35 x 140	10	6418677156878
DR3520	For 200 mm side	35 x 190	10	6418677156885
DR3530	For 300 mm side	35 x 290	10	6418677156892
DR3540	For 400 mm side	35 x 390	10	6418677156908
DR3550	For 500 mm side	35 x 490	5	6418677156915
DR3560	For 600 mm side	35 x 590	5	6418677156922
DR3580	For 800 mm side	35 x 790	5	6418677156939



FMP1515

Other accessories

Product code	Description	Dimensions (mm)	Package size (pcs)	EAN 13 code
FFUF1A	Cover plate	84 x 214 x 2	1	6418677198854
FHI2	Hinge pair, stainless steel	30 x 15 x 11	1	6418677199592
EFFL2.20	Fastening lugs, 20 mm high, set of 4 pcs	-	1	6419677199622
EFFL2.50	Fastening lugs, 50 mm high, set of 4 pcs	-	1	6419677199639
FFL1	Fastening lugs, 10 mm high, set of 4 pcs	-	1	6438100123147
FFL2	Fastening lugs, 10 mm high, set of 4 pcs	-	1	6438100127848



Cover plate, FFUF1A.



Hinge pair, FHI2.

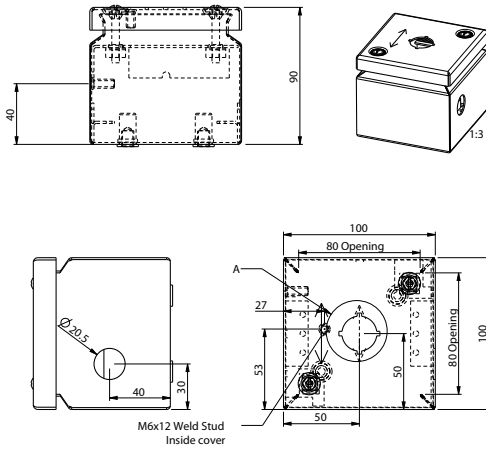


Fastening lugs, 20 mm high, EFFL2.20.

Dimensional drawings, Ensto Cubo F

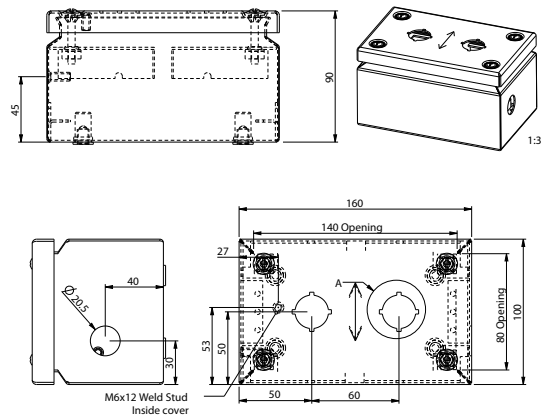
Dimensions in mm [inch]

Ensto Cubo F 100 x 100 x 90 mm



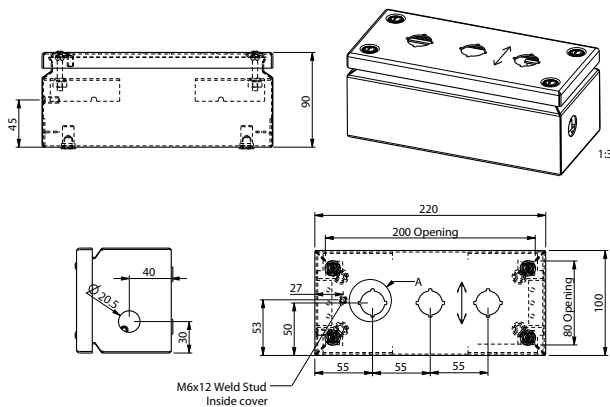
Product code	Description
FSPB101009	1 push button opening

Ensto Cubo F 100 x 160 x 90 mm



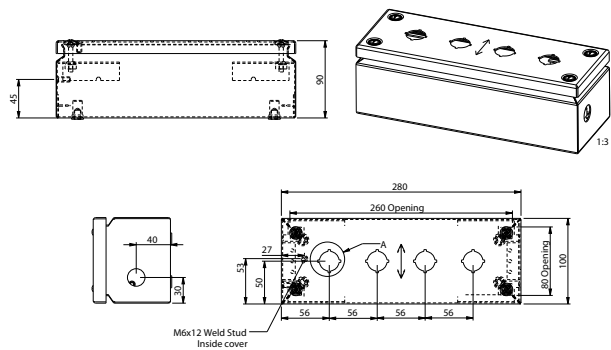
Product code	Description
FSPB161009	2 push button openings

Ensto Cubo F 100 x 220 x 90 mm



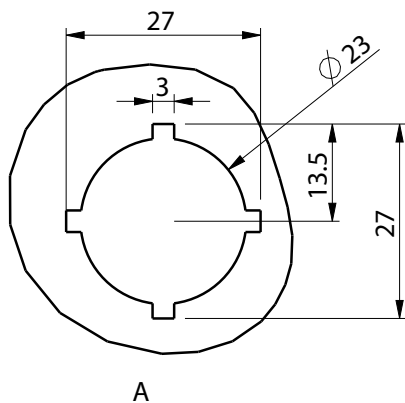
Product code	Description
FSPB221009	3 push button openings

Ensto Cubo F 100 x 280 x 90 mm



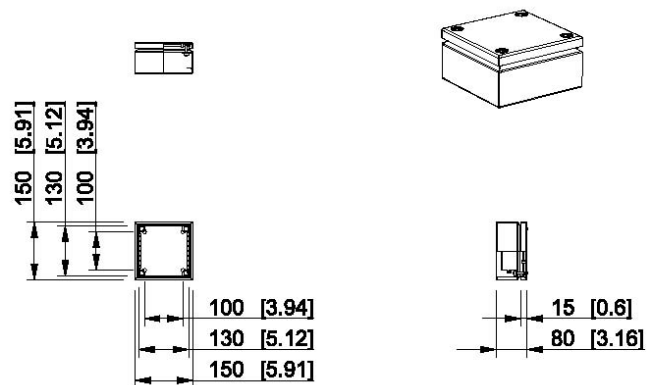
Product code	Description
FSPB281009	4 push button openings

Push button enclosures -opening



Product code	Description
FSPB101009	1 push button opening
FSPB161009	2 push button openings
FSPB221009	3 push button openings
FSPB281009	4 push button openings

Ensto Cubo F 150 x 150 x 80 mm

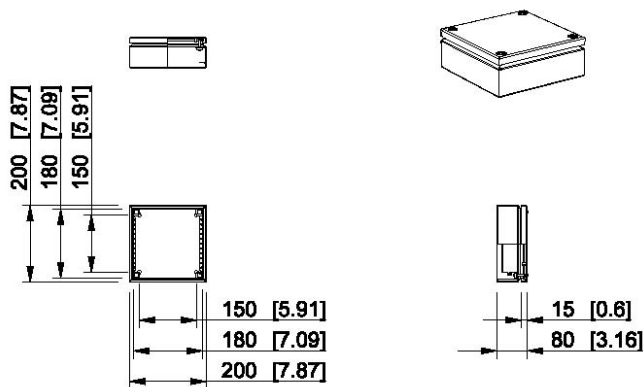


Product code	Description
FFUP151508A	Plain sides, polyester painted mild steel
FSUP151508	Plain sides, stainless steel

Dimensional drawings, Ensto Cubo F

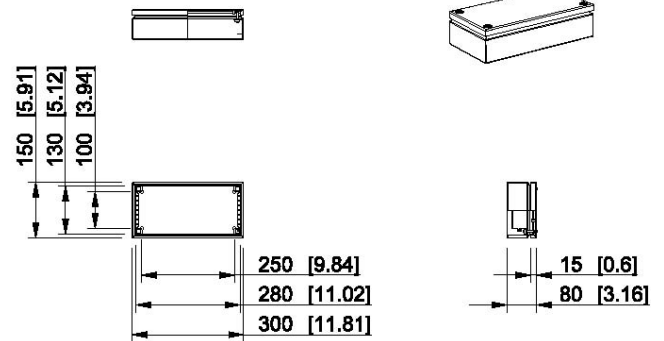
Dimensions in mm [inch]

Ensto Cubo F 200 x 200 x 80 mm



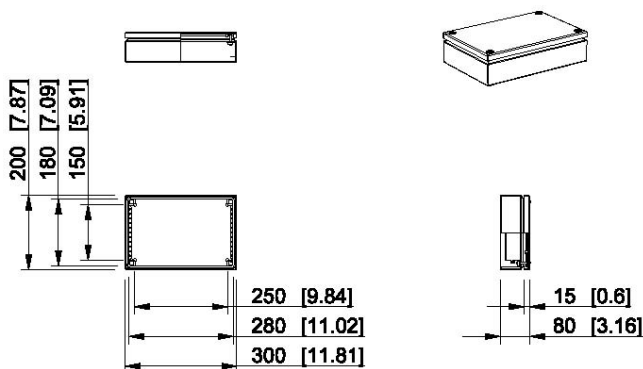
Product code	Description
FFUP202008A	Plain sides, polyester painted mild steel
FSUP202008	Plain sides, stainless steel

Ensto Cubo F 300 x 150 x 80 mm



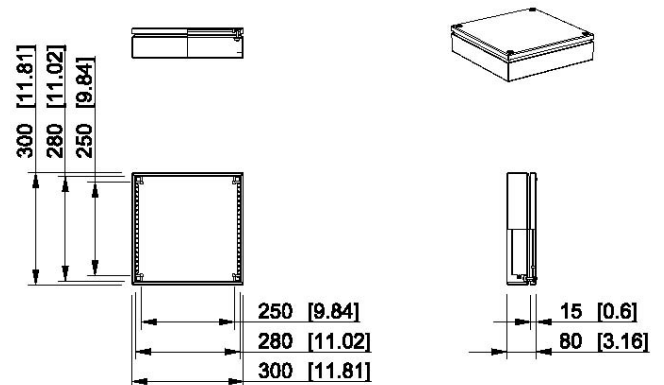
Product code	Description
FFUP301508A	Plain sides, polyester painted mild steel
FSUP301508	Plain sides, stainless steel

Ensto Cubo F 300 x 200 x 80 mm



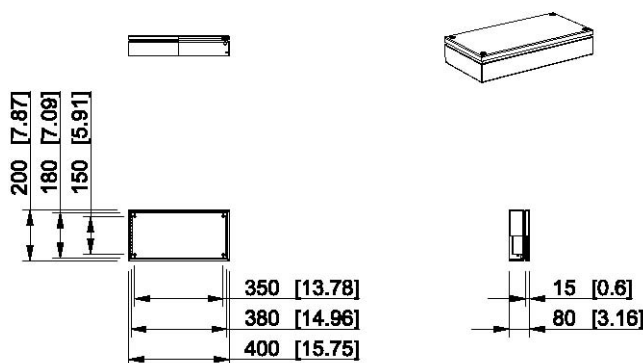
Product code	Description
FFUP302008A	Plain sides, polyester painted mild steel
FSUP302008	Plain sides, stainless steel

Ensto Cubo F 300 x 300 x 80 mm



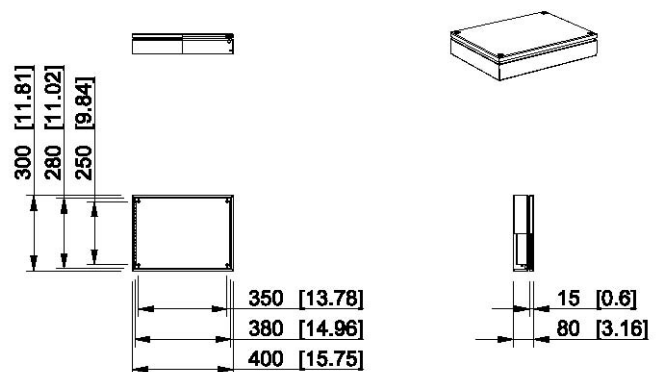
Product code	Description
FFUP303008A	Plain sides, polyester painted mild steel
FSUP303008	Plain sides, stainless steel

Ensto Cubo F 400 x 200 x 80 mm



Product code	Description
FFUP402008A	Plain sides, polyester painted mild steel
FSUP402008	Plain sides, stainless steel

Ensto Cubo F 400 x 300 x 80 mm

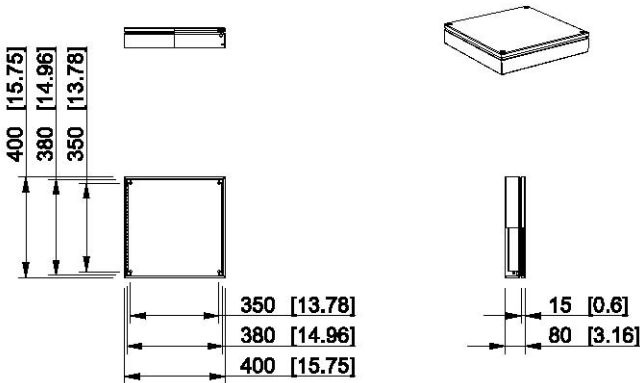


Product code	Description
FFUP403008A	Plain sides, polyester painted mild steel
FSUP403008	Plain sides, stainless steel

Dimensional drawings, Ensto Cubo F

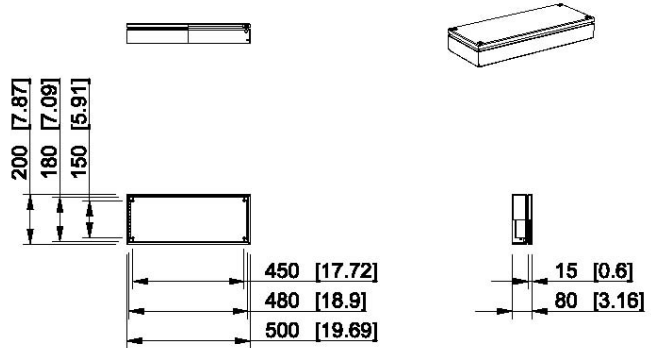
Dimensions in mm [inch]

Ensto Cubo F 400 x 400 x 80 mm



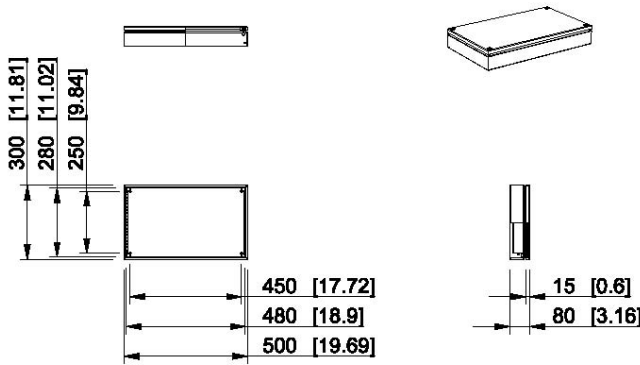
Product code	Description
FFUP404008A	Plain sides, polyester painted mild steel
FSUP404008	Plain sides, stainless steel

Ensto Cubo F 500 x 200 x 80 mm



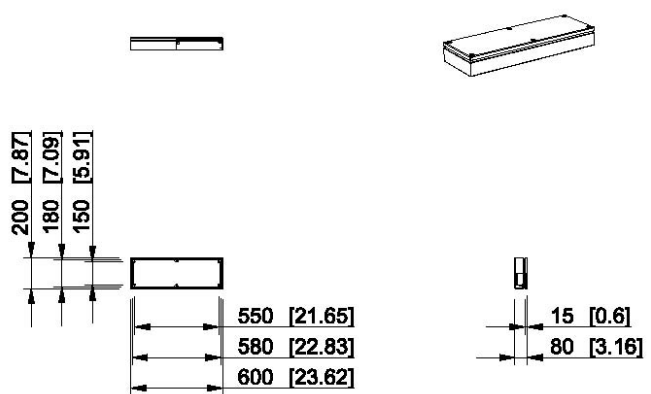
Product code	Description
FFUP502008A	Plain sides, polyester painted mild steel
FSUP502008	Plain sides, stainless steel

Ensto Cubo F 500 x 300 x 80 mm



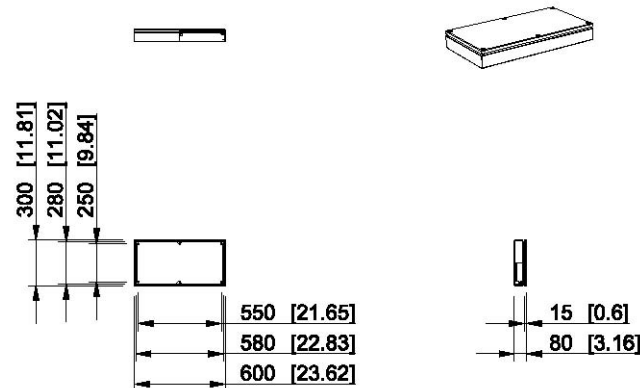
Product code	Description
FFUP503008A	Plain sides, polyester painted mild steel
FSUP503008	Plain sides, stainless steel

Ensto Cubo F 600 x 200 x 80 mm



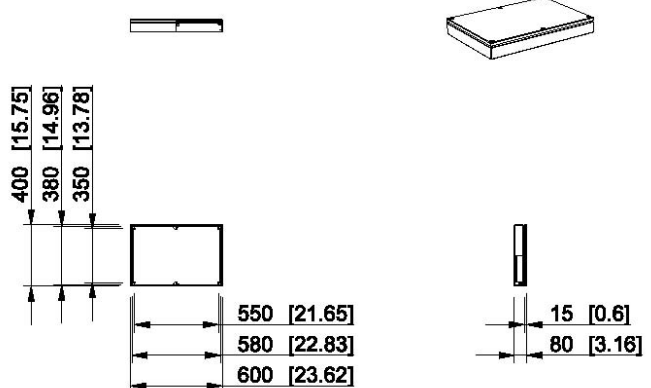
Product code	Description
FFUP602008A	Plain sides, polyester painted mild steel
FSUP602008	Plain sides, stainless steel

Ensto Cubo F 600 x 300 x 80 mm



Product code	Description
FFUP603008A	Plain sides, polyester painted mild steel
FSUP603008	Plain sides, stainless steel

Ensto Cubo F 600 x 400 x 80 mm

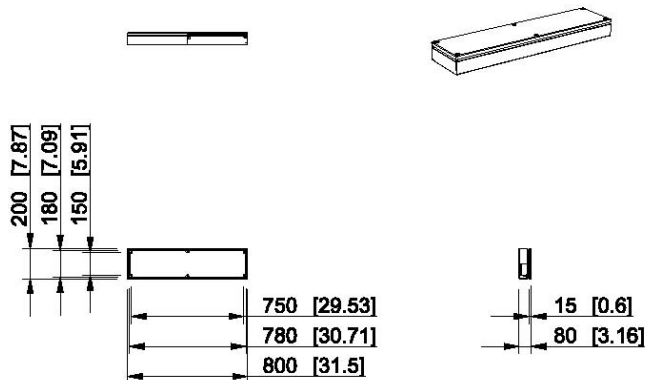


Product code	Description
FFUP604008A	Plain sides, polyester painted mild steel
FSUP604008	Plain sides, stainless steel

Dimensional drawings, Ensto Cubo F

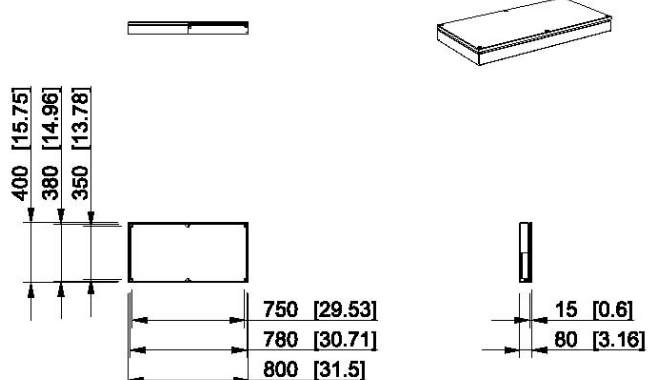
Dimensions in mm [inch]

Ensto Cubo F 800 x 200 x 80 mm



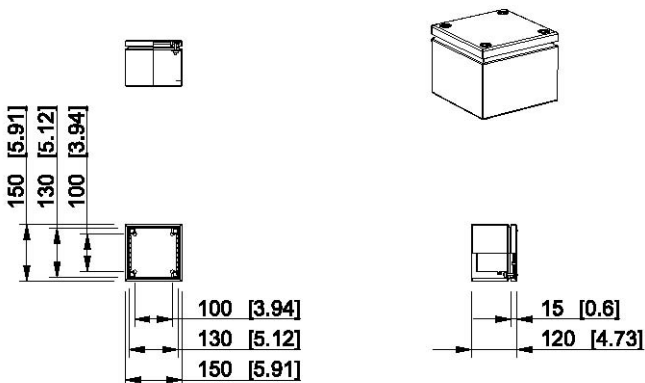
Product code	Description
FFUP802008A	Plain sides, polyester painted mild steel
FSUP802008	Plain sides, stainless steel

Ensto Cubo F 800 x 400 x 80 mm



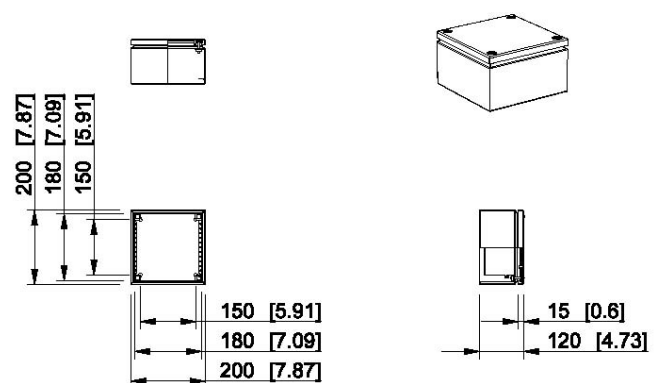
Product code	Description
FFUP804008A	Plain sides, polyester painted mild steel
FSUP804008	Plain sides, stainless steel

Ensto Cubo F 150 x 150 x 120 mm



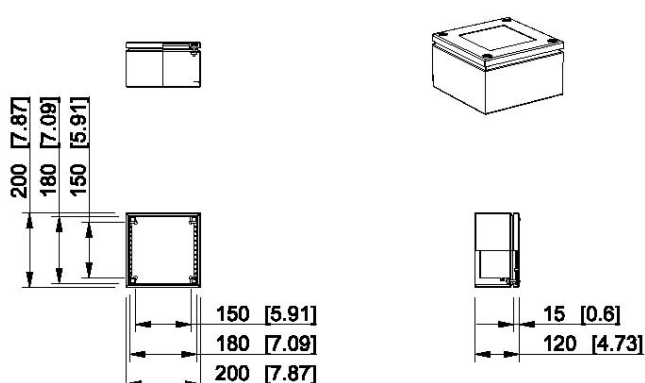
Product code	Description
FFUP151512A	Plain sides, polyester painted mild steel
FSUP151512	Plain sides, stainless steel

Ensto Cubo F 200 x 200 x 120 mm



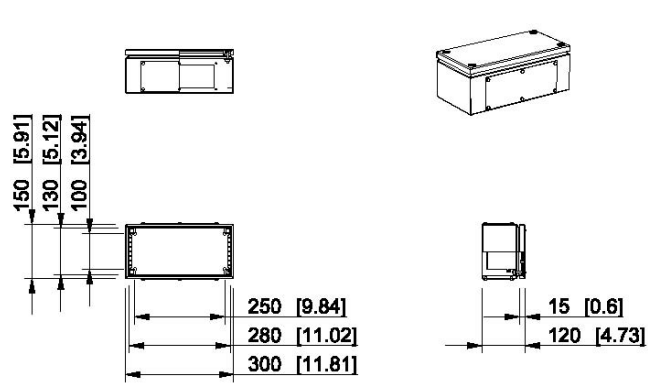
Product code	Description
FFUP202012A	Plain sides, polyester painted mild steel
FSUP202012	Plain sides, stainless steel

Ensto Cubo F 200 x 200 x 120 mm



Product code	Description
FFUW202012A	PC window: 120 x 120 mm, polyester painted mild steel

Ensto Cubo F 300 x 150 x 120 mm

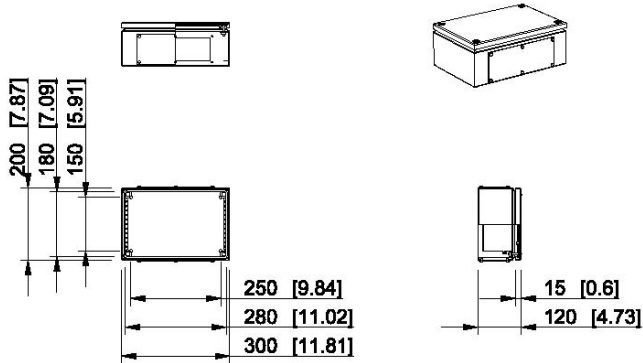


Product code	Description
FFUP301512A	Plain sides, polyester painted mild steel
FSUP301512	Plain sides, stainless steel
FFUF301512A	Flanges/side: 1 + 1 + 0 + 0, polyester painted mild steel

Dimensional drawings, Ensto Cubo F

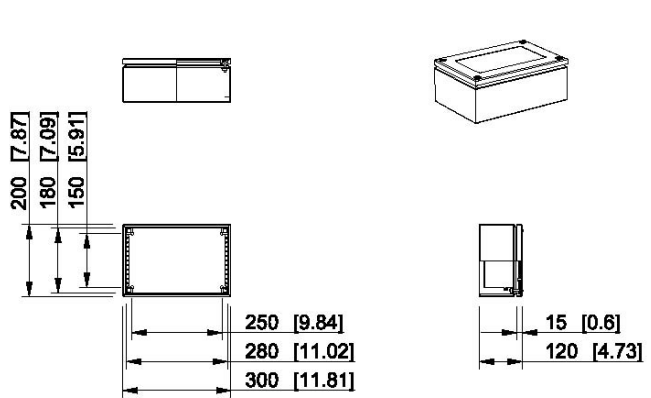
Dimensions in mm [inch]

Ensto Cubo F 300 x 200 x 120 mm



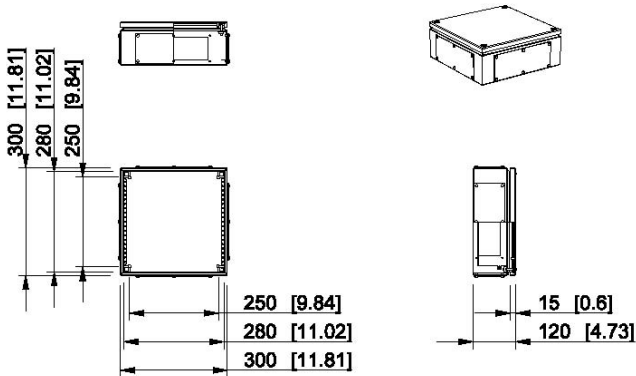
Product code	Description
FFUP302012A	Plain sides, polyester painted mild steel
FSUP302012	Plain sides, stainless steel
FFUF302012A	Flanges/side: 1 + 1 + 0 + 0, polyester painted mild steel

Ensto Cubo F 300 x 200 x 120 mm



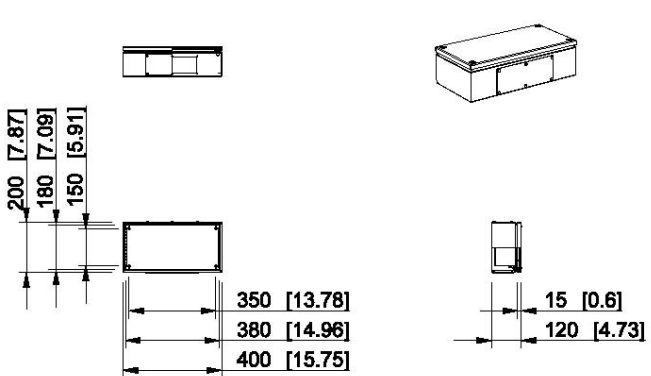
Product code	Description
FFUW302012A	PC window: 220 x 120 mm, polyester painted mild steel

Ensto Cubo F 300 x 300 x 120 mm



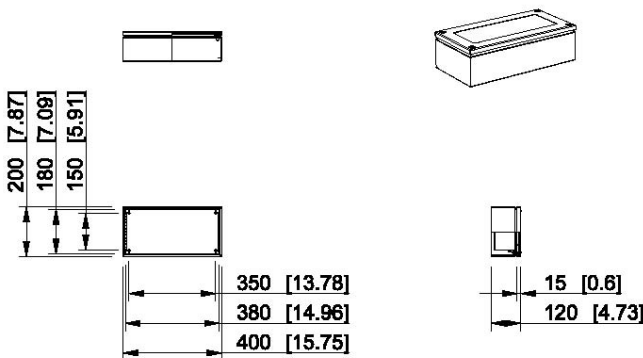
Product code	Description
FFUP303012A	Plain sides, polyester painted mild steel
FSUP303012	Plain sides, stainless steel
FFUF303012A	Flanges/side: 1 + 1 + 1 + 1, polyester painted mild steel

Ensto Cubo F 400 x 200 x 120 mm



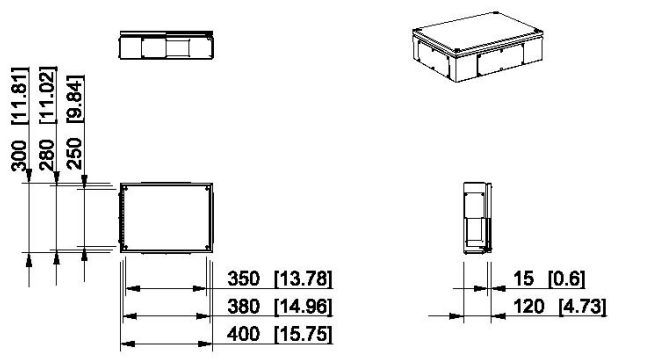
Product code	Description
FFUP402012A	Plain sides, polyester painted mild steel
FSUP402012	Plain sides, stainless steel
FFUF402012A	Flanges/side: 1 + 1 + 0 + 0, polyester painted mild steel

Ensto Cubo F 400 x 200 x 120 mm



Product code	Description
FFUW402012A	PC window: 320 x 120 mm, polyester painted mild steel

Ensto Cubo F 400 x 300 x 120 mm

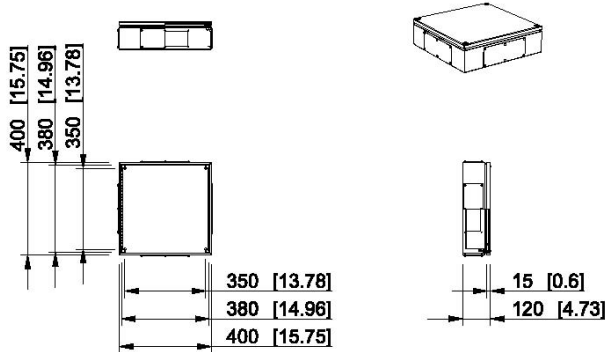


Product code	Description
FFUP403012A	Plain sides, polyester painted mild steel
FSUP403012	Plain sides, stainless steel
FFUF403012A	Flanges/side: 1 + 1 + 1 + 1, polyester painted mild steel

Dimensional drawings, Ensto Cubo F

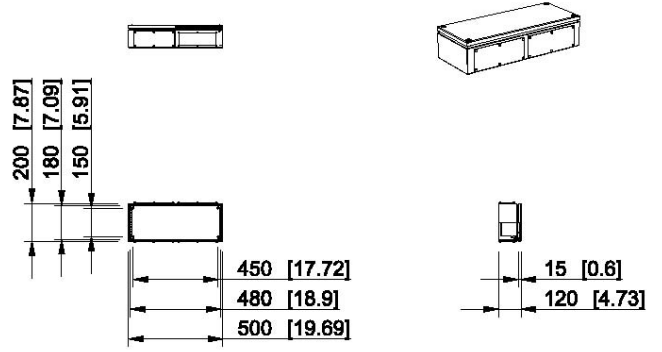
Dimensions in mm [inch]

Ensto Cubo F 400 x 400 x 120 mm



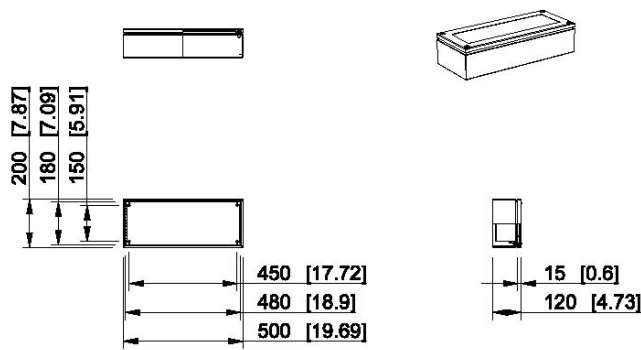
Product code	Description
FFUP404012A	Plain sides, polyester painted mild steel
FSUP404012	Plain sides, stainless steel
FFUF404012A	Flanges/side: 1 + 1 + 1 + 1, polyester painted mild steel

Ensto Cubo F 500 x 200 x 120 mm



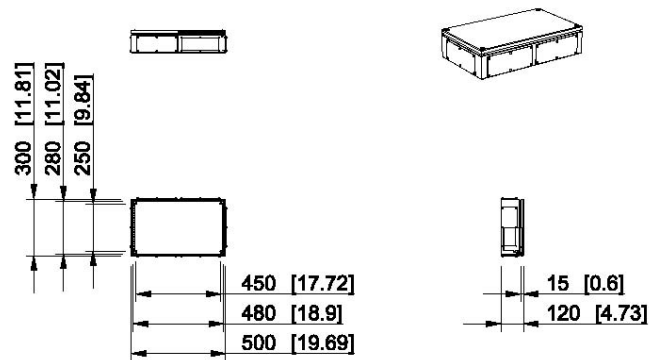
Product code	Description
FFUP502012A	Plain sides, polyester painted mild steel
FSUP502012	Plain sides, stainless steel
FFUF502012A	Flanges/side: 2 + 2 + 0 + 0, polyester painted mild steel

Ensto Cubo F 500 x 200 x 120 mm



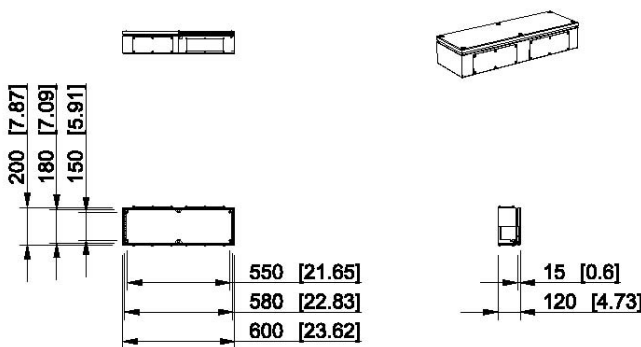
Product code	Description
FFUW502012A	PC window: 420 x 120 mm, polyester painted mild steel

Ensto Cubo F 500 x 300 x 120 mm



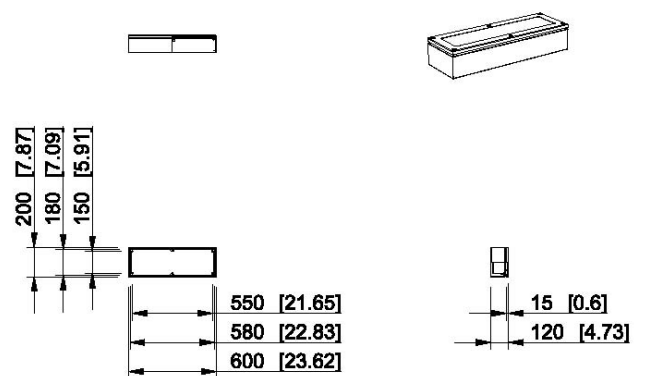
Product code	Description
FFUP503012A	Plain sides, polyester painted mild steel
FSUP503012	Plain sides, stainless steel
FFUF503012A	Flanges/side: 2 + 2 + 1 + 1, polyester painted mild steel

Ensto Cubo F 600 x 200 x 120 mm



Product code	Description
FFUP602012A	Plain sides, polyester painted mild steel
FSUP602012	Plain sides, stainless steel
FFUF602012A	Flanges/side: 2 + 2 + 0 + 0, polyester painted mild steel

Ensto Cubo F 600 x 200 x 120 mm

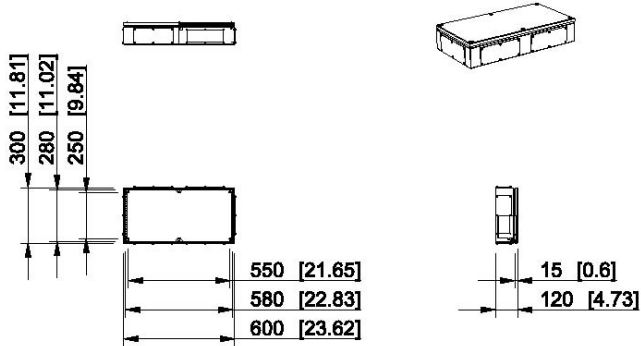


Product code	Description
FFUW602012A	PC window: 520 x 120 mm, polyester painted mild steel

Dimensional drawings, Ensto Cubo F

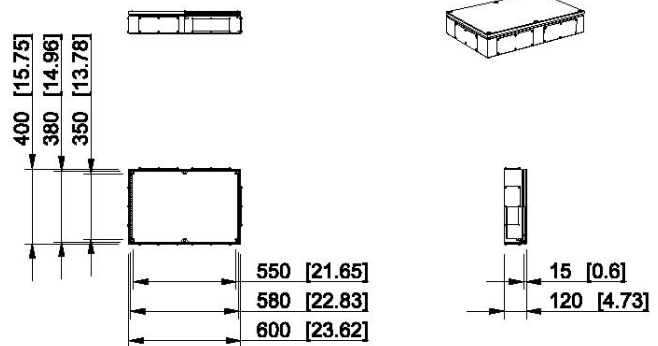
Dimensions in mm [inch]

Ensto Cubo F 600 x 300 x 120 mm



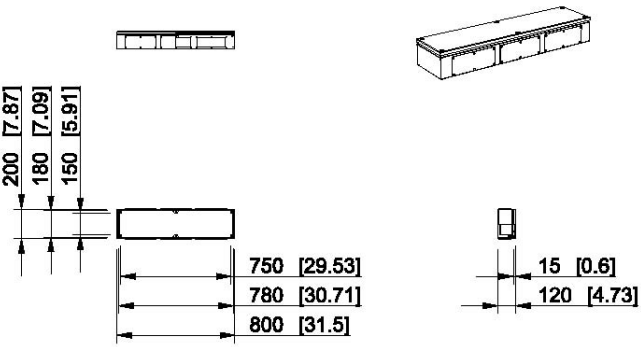
Product code	Description
FFUP603012A	Plain sides, polyester painted mild steel
FSUP603012	Plain sides, stainless steel
FFUF603012A	Flanges/side: 2 + 2 + 1 + 1, polyester painted mild steel

Ensto Cubo F 600 x 400 x 120 mm



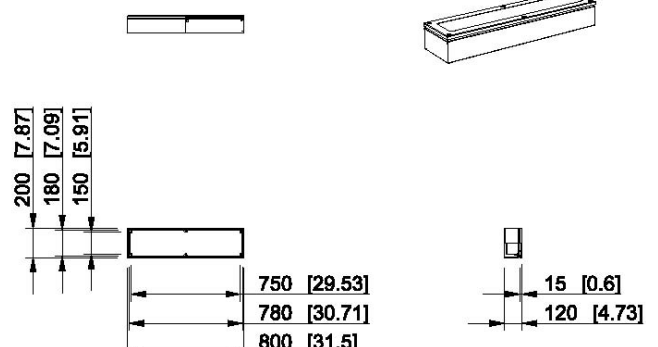
Product code	Description
FFUP604012A	Plain sides, polyester painted mild steel
FSUP604012	Plain sides, stainless steel
FFUF604012A	Flanges/side: 2 + 2 + 1 + 1, polyester painted mild steel

Ensto Cubo F 800 x 200 x 120 mm



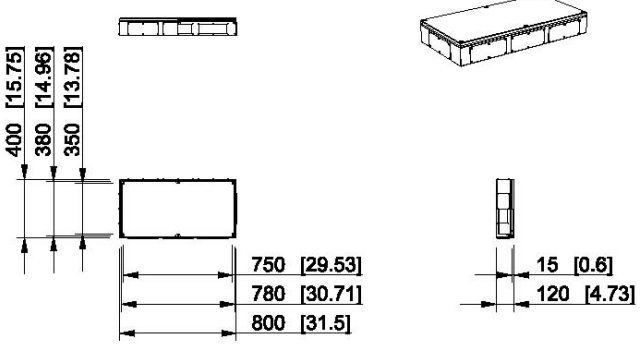
Product code	Description
FFUP802012A	Plain sides, polyester painted mild steel
FSUP802012	Plain sides, stainless steel
FFUF802012A	Flanges/side: 3 + 3 + 0 + 0, polyester painted mild steel

Ensto Cubo F 800 x 200 x 120 mm



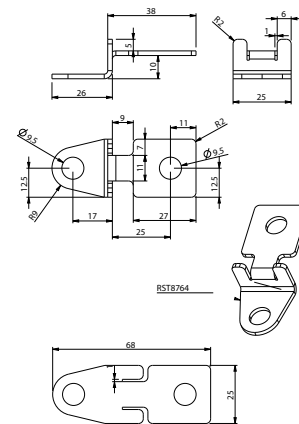
Product code	Description
FFUW802012A	PC window: 720 x 120 mm, polyester painted mild steel

Ensto Cubo F 800 x 400 x 120 mm



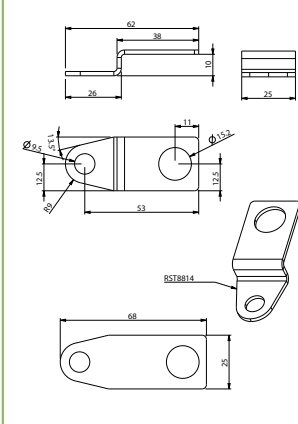
Product code	Description
FFUP804012A	Plain sides, polyester painted mild steel
FSUP804012	Plain sides, stainless steel
FFUF804012A	Flanges/side: 3 + 3 + 1 + 1, polyester painted mild steel

FFL1



Product code	Description
FFL1	Fastening lugs, 10 mm high, set of 4 pcs

FFL2



Product code	Description
FFL2	Fastening lugs, 10 mm high, set of 4 pcs

Explosion protection

Sizes 150 x 150 x 90 to 800 x 500 x 200 mm



Ensto Cubo X enclosure in brief:

- IP 66/67 or IP 66
- Certified to meet the demanding ATEX, IECEx and GOST-R requirements
- Available as empty enclosures or equipped junction enclosures
- Scalable dimensioning:
 - Height from 150 mm to 1500 mm
 - Width from 150 mm to 1000 mm
 - Depth from 90 mm to 400 mm
- Four different versions for fastening the cover
- All hinges and lugs are welded for maximum strength
- High-tension base collar structure
- Flexible, closed-cell special gasket

Contents of the product package:

- Enclosure base
- Cover
- Captive cover screws with washers
- A M6 nut and a washer for earthing
- Models with flange openings include also cover plates, bolts and washers

Standard customising options:

- Scalable Lexan inspection window
- Padlocking system
- Fastening lugs horizontally or vertically
- M10 grounding internal/outer



Ensto Cubo X Certificates



Empty enclosures

CENELEC (ATEX), IECEx and GOST-R type certificates:	DNV 11 ATEX 98909U IECEX DNV 11.0005U POCC FI.Г505.В03815 ROSTECHNADZOR (RTN) PERMIT
Protection types:	Ex e & Ex tD Group II, Equipment category 2, (Gb) zone 1 Group III, (Db) Zone 21, IP66/67 or IP66
Protection type:	Ex -ia Group II, Equipment category 1, (Ga) Zone 0, IIC Minimum ambient temperature -55 °C Maximum ambient temperature +160 °C Max. ambient temperature (painted) +85 °C Maximum ambient temperature (AISI with window) +100 °C

Equipped junction enclosures

CENELEC (ATEX), IECEx and GOST-R type certificates:	DNV 11 ATEX 98913X IECEX DNV 11.0006X POCC FI.Г505.В03816 ROSTECHNADZOR (RTN) PERMIT
Temperature classes (Gas):	T4: 130 °C T5: 95 °C T6: 80 °C
Max power dissipation method	
Ambient temperatures:	-55 to +40 °C -55 to +55 °C -55 to +65 °C

Material

Base/cover:	Polyester painted steel, stainless steel AISI 304 or AISI 316L
-------------	--

Download our product certificates from www.ensto.com/atex.

Ensto Cubo X Ex enclosures



A code key for choosing the optimal solution



Code:	X / 1, 2, 3, 4 / S, A, F / N, B, E / P, F / W / H / D
Model:	X
Version 1:	1
Version 2:	2
Version 3:	3
Version 4:	4
Material AISI 304:	S
Material AISI 316:	A
Materials FEDC01:	F
Surface treatment, Natural:	N
Surface treatment, Brushed:	B
Surface treatment, Painted:	E
With plain sides:	P
With 155x75 flange hole / flange:	F
Width (from 150 to 1 000 mm) :	W
Height (from 150 to 1 500 mm) :	H
Depth (from 90 to 400 mm) :	D

Version 1

The cover is fastened with screws and connected with a ground strap

Version 2

Tight hinges and cover screws on the opposite side

Version 3*

Tight hinges and one or several locks

Version 4

The cover is fastened with screws as in Version 1. The cover is secured with hinges that enable its free movement.

*The Version 3 quarter turn latch certificate is still pending, please contact your local sales person for more details.



Standard grounding can be replaced with an M10 brass internal/outer insert.



Since the Lexan window is scalable, just the right size is always available.



The enclosure can be protected from misuse by furnishing it with Ensto's locking system.



The fastening lugs can be attached in a horizontal or vertical position, or be replaced with threaded inserts. Standard grounding is placed onto one lug.

Ensto Cubo X Ex enclosures



To meet the needs of distributors and wholesalers we have chosen to create some standard sizes. The materials used in these standard sizes are stainless steel AISI 316L and polyester painted mild steel, in line with the norm for this market.

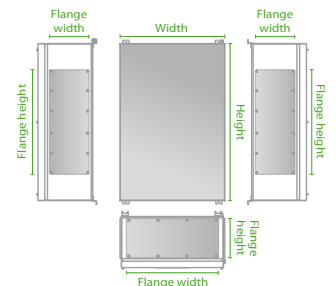
Ensto Cubo X with plain sides

Product code	Description	Dimensions (mm)			EAN 13 code
		Width	Height	Depth	
Plain sides, AISI 316L					
X1ANP151509		150	150	90	6438100132101
X1ANP152010		150	200	100	6438100132118
X1ANP202010		200	200	100	6438100132125
X1ANP203012		200	300	120	6438100132132
X1ANP204015		200	400	150	6438100132149
X1ANP303015		300	300	150	6438100132156
X1ANP403015		400	300	150	6438100132163
X1ANP404020		400	400	200	6438100132170
X1ANP406020		400	600	200	6438100132187
X1ANP508020		500	800	200	6438100132194
Plain sides, polyester painted mild steel					
X1FEP151509		150	150	90	6438100132200
X1FEP152010		150	200	100	6438100132217
X1FEP202010		200	200	100	6438100132224
X1FEP203012		200	300	120	6438100132231
X1FEP204015		200	400	150	6438100132248
X1FEP303015		300	300	150	6438100132255
X1FEP403015		400	300	150	6438100132262
X1FEP404020		400	400	200	6438100132279
X1FEP406020		400	600	200	6438100132286
X1FEP508020		500	800	200	6438100132293



Ensto Cubo X with flange openings

Product code	Description	Dimensions (mm)			EAN 13 code
		Width	Height	Depth	
Flange openings on the bottom, AISI 316L					
X2ANP403015G1	Flange opening size 212 x 73 mm	400	300	150	6438100132309
X2ANP404020G1	Flange opening size 312 x 110 mm	400	400	200	6438100132316
X2ANP406020G1	Flange opening size 312 x 110 mm	400	600	200	6438100132323
X2ANP508020G1	Flange opening size 412 x 110 mm	500	800	200	6438100132330
Flange openings on the bottom, polyester painted mild steel					
X2FEP403015G1	Flange opening size 212 x 73 mm	400	300	150	6438100132347
X2FEP404020G1	Flange opening size 312 x 110 mm	400	400	200	6438100132354
X2FEP406020G1	Flange opening size 312 x 110 mm	400	600	200	6438100132361
X2FEP508020G1	Flange opening size 412 x 110 mm	500	800	200	6438100132378
Flange openings on the bottom and both sides, AISI 316L					
X2ANP403015G2	Flange openings: bottom 262 x 73 mm, sides 212 x 73 mm	400	300	150	6438100132385
X2ANP404020G2	Flange openings: bottom 262 x 110 mm, sides 312 x 110 mm	400	400	200	6438100132392
X2ANP406020G2	Flange openings: bottom 262 x 110 mm, sides 412 x 110 mm	400	600	200	6438100132408
X2ANP508020G2	Flange openings: bottom 362 x 110 mm, sides 612 x 110 mm	500	800	200	6438100132415
Flange openings on the bottom and both sides, polyester painted mild steel					
X2FEP403015G2	Flange openings: bottom 262 x 73 mm, sides 212 x 73 mm	400	300	150	6438100132422
X2FEP404020G2	Flange openings: bottom 262 x 110 mm, sides 312 x 110 mm	400	400	200	6438100132439
X2FEP406020G2	Flange openings: bottom 262 x 110 mm, sides 412 x 110 mm	400	600	200	6438100132446
X2FEP508020G2	Flange openings: bottom 362 x 110 mm, sides 612 x 110 mm	500	800	200	6438100132453



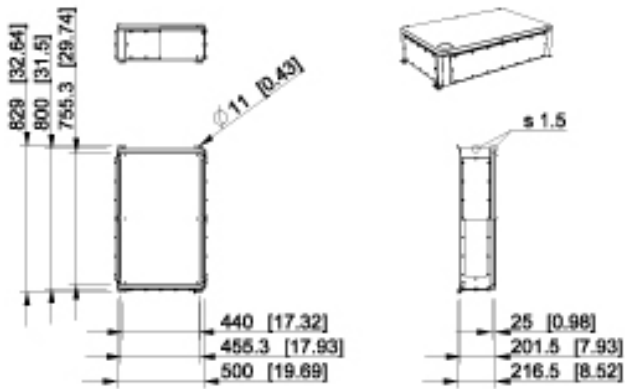
The flange openings are either only on the base of the enclosure, or on both sides and the base.

Dimensional drawings, Ensto Cubo X



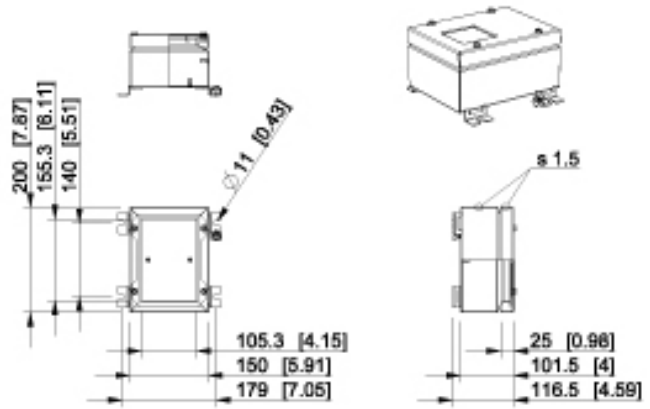
Dimensions in mm [inch]

Ensto Cubo X 150 x 150 x 90 mm



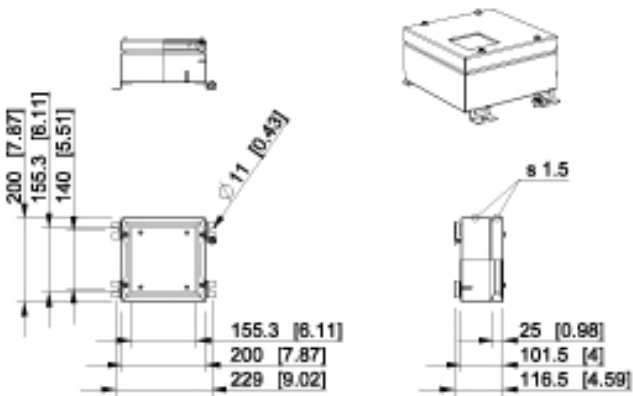
Product code	Description
X1ANP15109	Plain sides, AISI 316
X1FEP15109	Plain sides, painted mild steel

Ensto Cubo X 150 x 200 x 100 mm



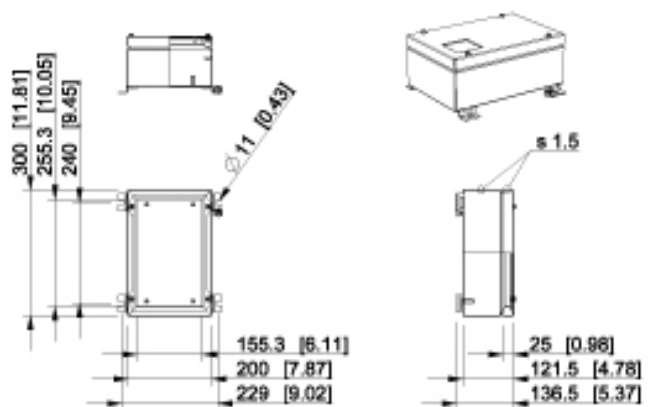
Product code	Description
X1ANP152010	Plain sides, AISI 316
X1FEP152010	Plain sides, painted mild steel

Ensto Cubo X 200 x 200 x 100 mm



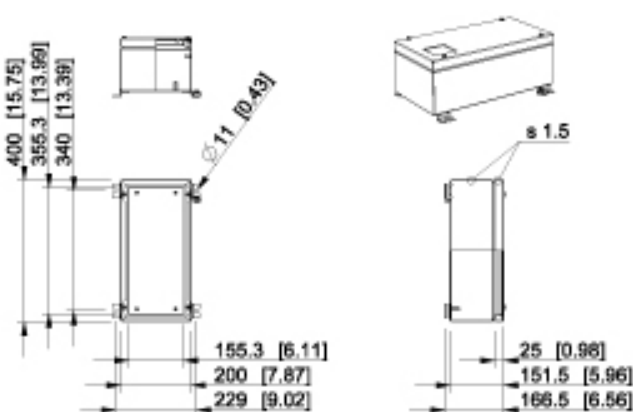
Product code	Description
X1ANP202010	Plain sides, AISI 316
X1FEP202010	Plain sides, painted mild steel

Ensto Cubo X 200 x 300 x 120 mm



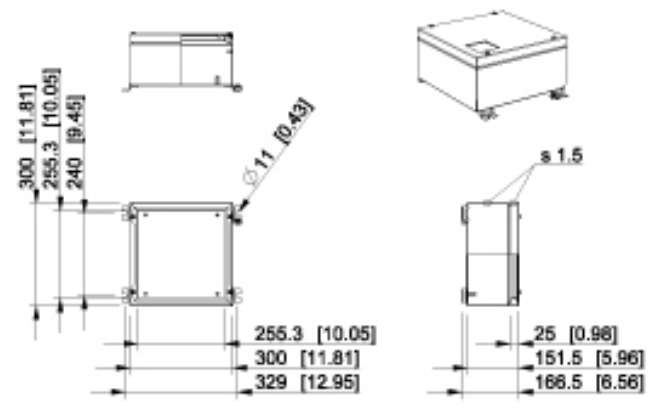
Product code	Description
X1ANP203012	Plain sides, AISI 316
X1FEP203012	Plain sides, painted mild steel

Ensto Cubo X 200 x 400 x 150 mm



Product code	Description
X1ANP204015	Plain sides, AISI 316
X1FEP204015	Plain sides, painted mild steel

Ensto Cubo X 300 x 300 x 150 mm



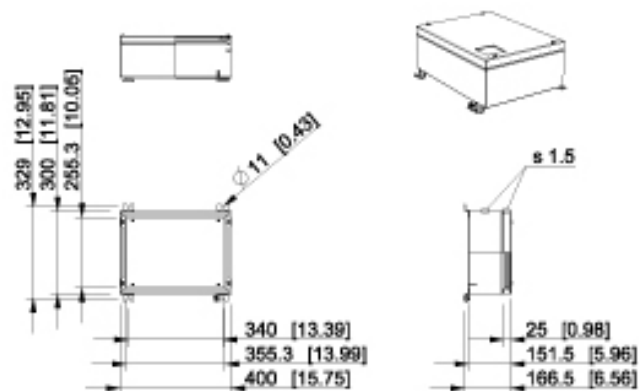
Product code	Description
X1ANP303015	Plain sides, AISI 316
X1FEP204015	Plain sides, painted mild steel

Dimensional drawings, Ensto Cubo X



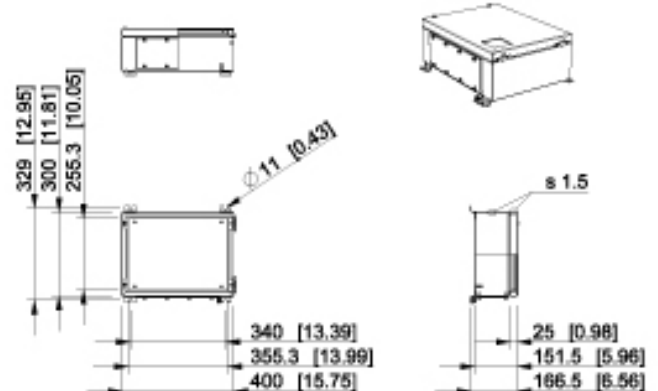
Dimensions in [inch]

Ensto Cubo X 400 x 300 x 150 mm



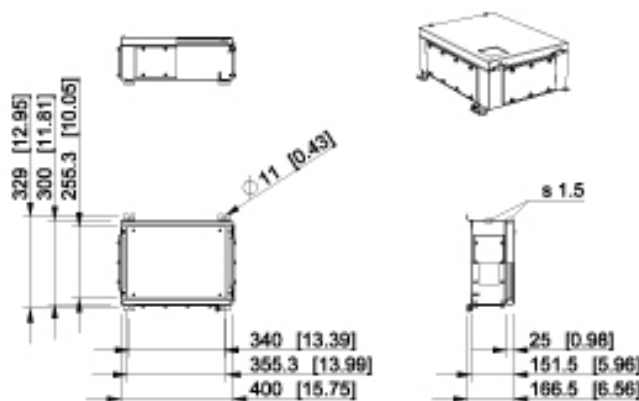
Product code	Description
X1ANP403015	Plain sides, AISI 316
X1FEP303015	Plain sides, painted mild steel

Ensto Cubo X 400 x 300 x 150 mm



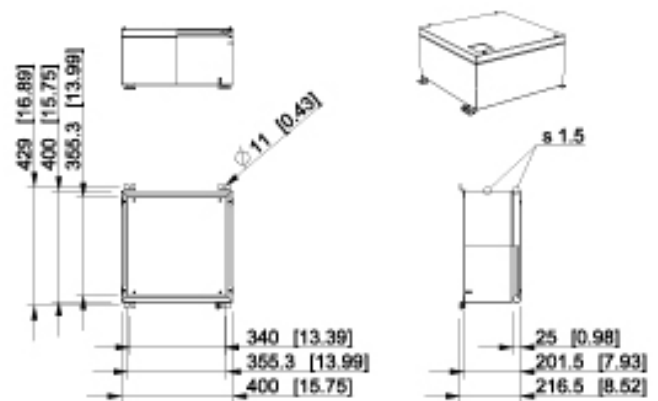
Product code	Description
X2ANP403015G1	Flange opening size 250 x 113 mm, AISI 316
X2FEP403015G1	Flange opening size 250 x 113 mm, painted mild steel

Ensto Cubo X 400 x 300 x 150 mm



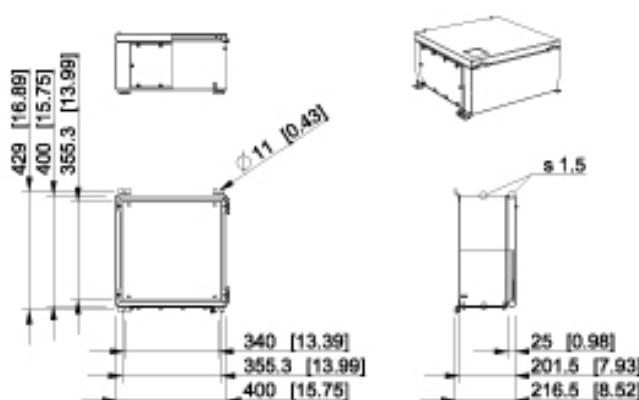
Product code	Description
X2ANP403015G2	Bottom flange 250 x 113 mm, sides 300 x 113 mm, AISI 316
X2FEP403015G2	Bottom flange 250 x 113 mm, sides 300 x 113 mm, painted mild steel

Ensto Cubo X 400 x 400 x 200 mm



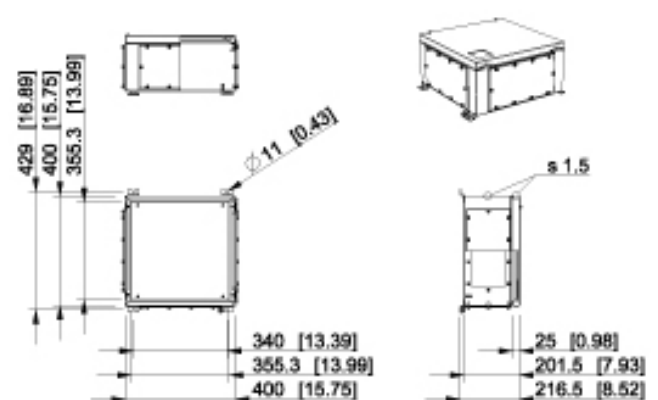
Product code	Description
X1ANP404020	Plain sides, AISI 316
X1FEP404020	Plain sides, polyester painted mild steel, painted mild steel

Ensto Cubo X 400 x 400 x 200 mm



Product code	Description
X2ANP404020G1	Flange opening size 350 x 150 mm, AISI 316
X2FEP404020G1	Flange opening size 350 x 150 mm, painted mild steel

Ensto Cubo X 400 x 400 x 200 mm

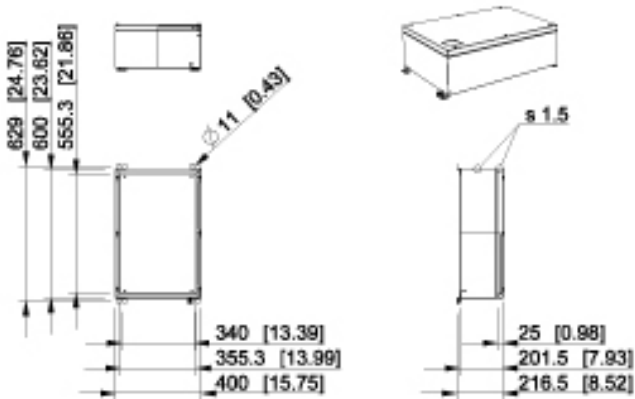


Product code	Description
X2ANP404020G2	Bottom flange 350 x 150 mm, sides 300 x 150 mm, AISI 316
X2FEP404020G2	Bottom flange 350 x 150 mm, sides 300 x 150 mm, painted mild steel



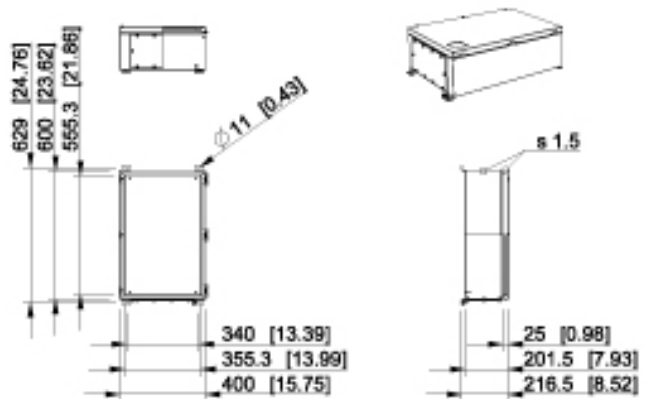
Dimensions in mm [inch]

Ensto Cubo X 600 x 400 x 200 mm



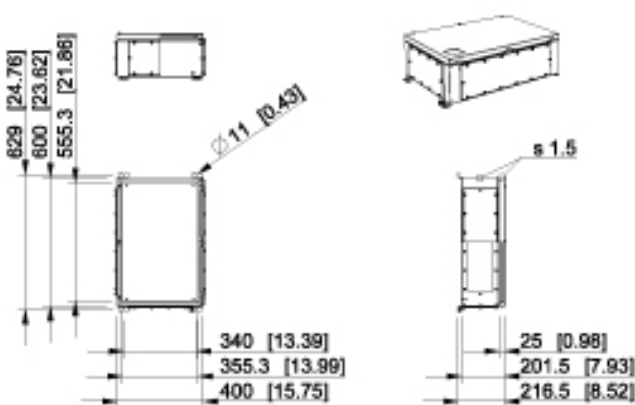
Product code	Description
X1ANP406020	Plain sides, AISI 316
X1FEP406020	Plain sides, polyester painted mild steel

Ensto Cubo X 600 x 400 x 200 mm



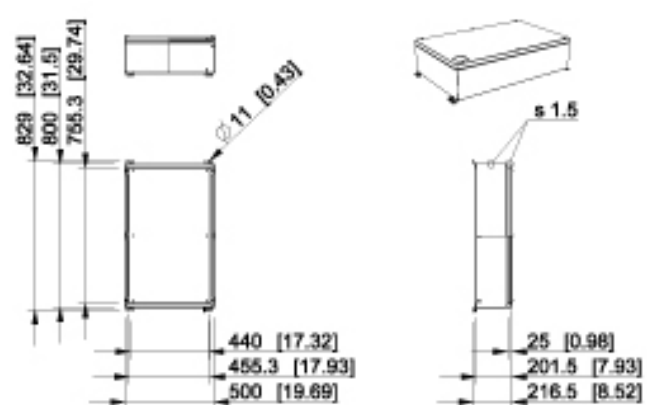
Product code	Description
X2ANP406020G1	Flange opening size 350 x 150 mm, AISI 316
X2FEP406020G1	Flange opening size 350 x 150 mm, painted mild steel

Ensto Cubo X 600 x 400 x 200 mm



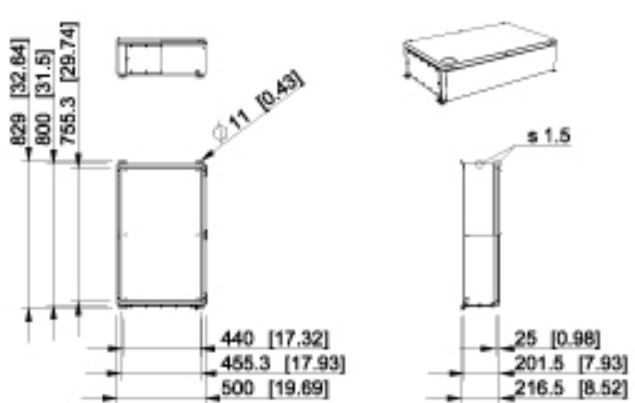
Product code	Description
X2ANP406020G2	Bottom flange 350 x 150 mm, sides 400 x 150 mm, AISI 316
X2FEP406020G2	Bottom flange 350 x 150 mm, sides 400 x 150 mm, painted mild steel

Ensto Cubo X 800 x 500 x 200 mm



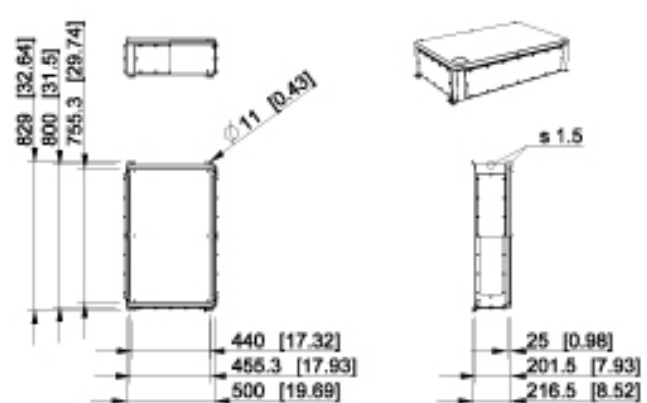
Product code	Description
X1ANP508020	Plain sides, AISI 316
X1FEP508020	Plain sides, polyester painted mild steel

Ensto Cubo X 800 x 500 x 200 mm



Product code	Description
X2ANP508020G1	Flange opening size 450 x 150 mm, AISI 316
X2FEP508020G1	Flange opening size 450 x 150 mm, painted mild steel

Ensto Cubo X 800 x 500 x 200 mm



Product code	Description
X2ANP508020G2	Bottom flange 400 x 150 mm, sides 450 x 150 mm, AISI 316
X2FEP508020G2	Bottom flange 400 x 150 mm, sides 450 x 150 mm, painted mild steel

Ensto Cubo H enclosures IP 66

Sizes 50 x 45 x 30 to 310 x 601 x 180 mm



Ensto Cubo H enclosure in brief:

- Available with plain sides
- Dimensioned according to the European Norm enclosures
- Available in 29 sizes
- Meets the requirements of the machine and military industry as regards resistance to solvents, petrol and oil
- Has superb temperature resistance (-50 °C to +150 °C) with silicone gasket (on request only)
- Is difficult to machine, for which reason ordering enclosures with ready-made cut-outs is recommended.

Contents of the product package:

- Enclosure base
- Cover
- Cover screws
- Mounting screws

Customising services available for this product:

- Machining
- Prints
- Colour service
- Assembly of components

Further information on our customising services is available on page 12.

Conformity	
Aluminium enclosures:	CE
Technical information	
Degree of protection:	IP 66
Impact resistance:	7 Nm
Material	
Base/cover:	Polyester painted aluminium
Cover screws:	Stainless steel
Gasket:	Neophrene
Knockout alternatives	
Aluminium enclosures:	Plain sides
Standard colour	
Base/cover:	Grey RAL 7001

Material based technical information is available on page 5.



Captive cover screws of stainless steel are included in the delivery of Ensto Cubo H enclosures. Mounting screws are integrated in the enclosure base.

Machining aluminium enclosures is difficult, for which reason ordering customised enclosures is recommended.

Product cards, dimensional drawings and 3D models can be found at www.ensto.com.

Ensto Cubo H enclosures

Ensto Cubo H enclosures with plain sides, aluminium

Product code	Description	External dimensions (mm)				Inner depth (mm)	Package size (pcs)	EAN 13 code
		Width	Height	Depth	Base depth			
HALP050503		50	45	30.0	24.0	24.5	7	6418677165450
HALP060604		64	58	34.0	25.0	28.5	5	6418677165771
HALP061004		64	98	35.0	25.0	29.0	3	6418677165788
HALP061504		64	150	35.0	25.5	27.5	1	6418677165795
HALP080806		80	75	57.5	42.5	51.5	1	6418677165801
HALP081306		80	125	58.0	42.5	52.5	1	6418677165818
HALP081313		80	125	125.5	41.0	117.5	1	6438100088279
HALP081806		80	175	58.0	43.0	52.0	1	6418677165825
HALP082506		80	250	57.5	42.5	50.5	1	6418677165832
HALP121208		120	122	82.0	61.5	72.5	1	6438100090395
HALP121209		120	122	92.5	61.5	83.0	1	6418677165849
HALP122208		120	220	81.5	61.0	72.5	1	6438100088286
HALP122009		120	220	91.0	61.0	82.5	1	6418677165856
HALP123608		121	360	82.5	62.0	72.5	1	6418677165863
HALP161609		160	160	92.0	72.0	82.0	1	6418677165870
HALP162609		160	260	91.5	71.0	82.0	1	6418677165887
HALP163609		160	360	91.5	71.5	82.0	1	6418677165894
HALP165609		160	562	92.0	71.5	81.0	1	6418677165900
HALP202311		202	232	111.5	91.0	102.5	1	6418677165917
HALP202318		200	230	181.0	161.0	172.0	1	6418677165924
HALP232811		230	280	111.5	91.5	102.5	1	6418677165931
HALP233311		233	335	112.0	91.5	102.5	1	6418677165948
HALP233318		234	335	182.0	161.5	172.0	1	6418677165955
HALP234011		230	400.5	111.5	91.5	99.0	1	6418677165962
HALP236011		230	600	114.0	93.0	101.5	1	6418677165979
HALP314011		310	403	111.5	91.5	100.5	1	6418677165986
HALP314018		310	403	181.5	161.5	171.0	1	6418677165993
HALP316011		310	601	112.0	92.0	102.0	1	6418677166006
HALP316018		310	601	180.0	160.0	169.0	1	6418677166013



HALP050503



HALP163609

Mounting plates and DIN rails

Product code	Description	Dimensions (mm)	Package size (pcs)	EAN 13 code
Mounting plates, galvanized steel				
HMP0808B	For 80 x 75 mm enclosures	68 x 64 x 1.5	1	6418677157578
HMP0813B	For 80 x 125 mm enclosures	68 x 113 x 1.5	1	6418677157585
HMP0818B	For 80 x 175 mm enclosures	68 x 164 x 1.5	1	6418677157592
HMP1212B	For 120 x 122 mm enclosures	108 x 110 x 1.5	1	6418677157608
HMP1222B	For 120 x 220 mm enclosures	108 x 207 x 1.5	1	6418677157615
HMP1236B	For 120 x 360 mm enclosures	108 x 346 x 1.5	1	6418677157622
HMP1616B	For 160 x 160 mm enclosures	144 x 147 x 1.5	1	6418677157639
HMP1626B	For 160 x 260 mm enclosures	143 x 246 x 1.5	1	6418677157646
HMP1636B	For 160 x 360 mm enclosures	147 x 344 x 1.5	1	6418677157653
HMP1656B	For 160 x 560 mm enclosures	144 x 544 x 2.5	1	6418677157660
HMP2023B	For 200 x 230 mm enclosures	214 x 184 x 1.5	1	6418677157677
HMP2328B	For 230 x 280 mm enclosures	214 x 264 x 1.5	1	6418677157684
HMP2333B	For 230 x 330 mm enclosures	214 x 314 x 1.5	1	6418677157691
HMP2340B	For 230 x 400 mm enclosures	214 x 385 x 1.5	1	6418677157707
HMP2360B	For 230 x 600 mm enclosures	214 x 585 x 1.5	1	6418677157714
HMP3140B	For 310 x 400 mm enclosures	293 x 385 x 1.5	1	6418677157721
HMP3160B	For 310 x 600 mm enclosures	293 x 585 x 2.5	1	6418677157738
DIN rails, galvanized steel				
DR15.0610	DIN 15, for 64 x 98 mm enclosures	15 x 85	1	6418677156991
DR15.0615	DIN 15, for 64 x 150 mm enclosures	15 x 135	1	6418677157004
DR15.0808H	DIN 15, for 80 x 75 mm enclosures	15 x 63	1	6418677157011
DR15.0813	DIN 15, for 80 x 175 mm enclosures	15 x 110	1	6418677157028
DR15.0818	DIN 15, for 80 x 175 mm enclosures	15 x 160	1	6418677157035
DR15.0825	DIN 15, for 80 x 250 mm enclosures	15 x 238	1	6418677157042
DR35.1212	DIN 35, for 120 x 122 mm enclosures	35 x 105	1	6418677157059
DR35.1220	DIN 35, for 120 x 220 mm enclosures	35 x 205	1	6418677157066
DR35.12/1636	DIN 35, for 120/160 x 360 mm enclosures	35 x 345	1	6418677157073
DR35.1616	DIN 35, for 160 x 160 mm enclosures	35 x 145	1	6418677157080
DR35.1626	DIN 35, for 160 x 260 mm enclosures	35 x 245	1	6418677157097
DR35.1656	DIN 35, for 160 x 560 mm enclosures	35 x 545	1	6418677157103
DR35.2023	DIN 35, for 200 x 230 mm enclosures	35 x 185	1	6418677157110
DR35.2328	DIN 35, for 230 x 280 mm enclosures	35 x 265	1	6418677157134
DR35.2333	DIN 35, for 230 x 330 mm enclosures	35 x 315	1	6418677157141
DR35.23/3140	DIN 35, for 230/310 x 400 mm enclosures	35 x 385	1	6418677157158
DR35.23/3160	DIN 35, for 230/310 x 600 mm enclosures	35 x 580	1	6418677157165



HMP0808B



DR15.0808H

Ensto Cubo H enclosures

Other accessories

Product code	Description	Dimensions (mm)	Package size (pcs)	EAN 13 code
HMHI2	Hinge pair	25 x 40 x 11.5	1	6418677165443
HMFL4	Wall mounting lugs, set of 4 pcs, AISI 304	-	1	6418677165436



Hinge pair, HMHI2.

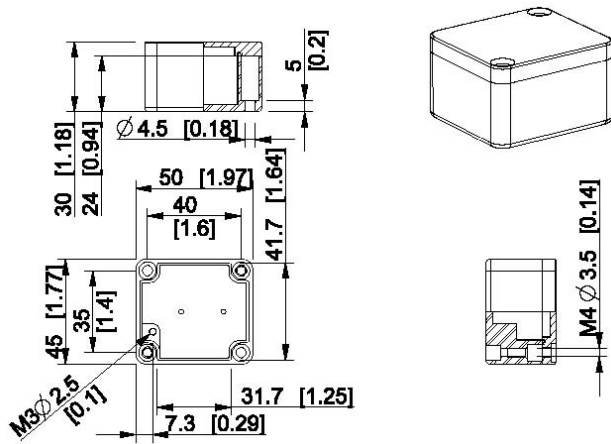


Fastening lug set, HMFL4.

Dimensional drawings, Ensto Cubo H

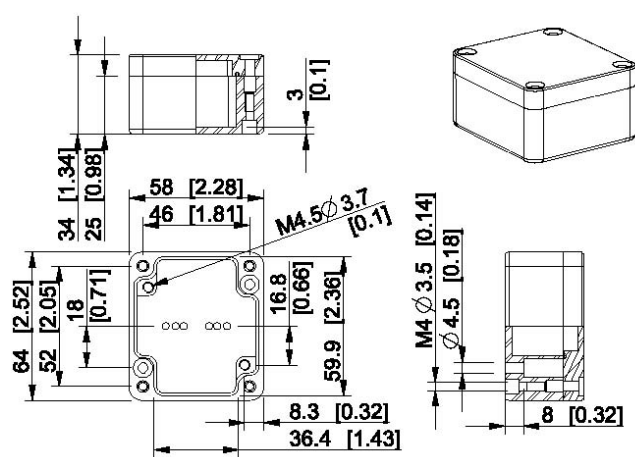
Dimensions in mm [inch]

Ensto Cubo H 50 x 45 x 30 mm



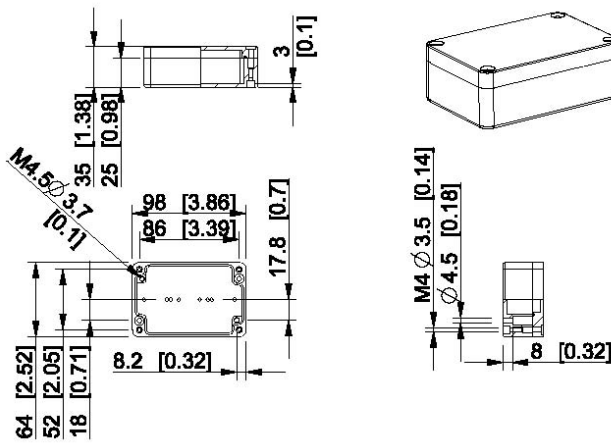
Product code	Description
HALP050503	Plain sides, aluminium

Ensto Cubo H 64 x 58 x 34 mm



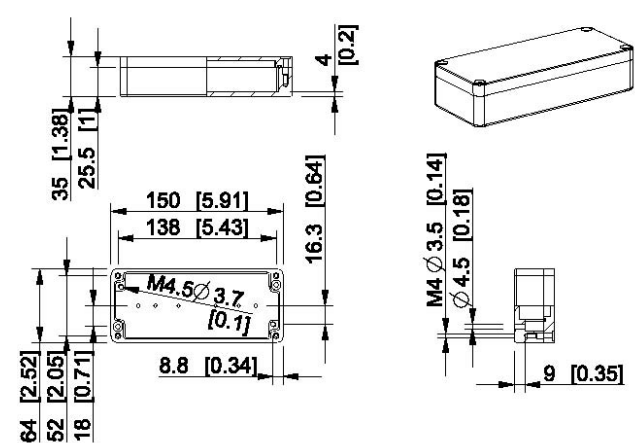
Product code	Description
HALP060604	Plain sides, aluminium

Ensto Cubo H 64 x 98 x 35 mm



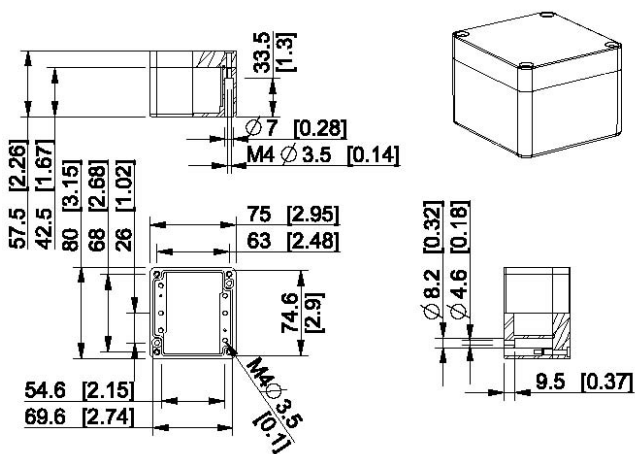
Product code	Description
HALP061004	Plain sides, aluminium

Ensto Cubo H 64 x 150 x 35 mm



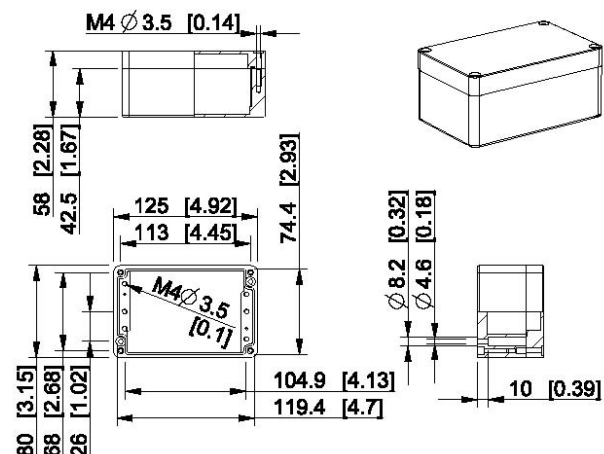
Product code	Description
HALP061504	Plain sides, aluminium

Ensto Cubo H 80 x 75 x 57.5 mm



Product code	Description
HALP080806	Plain sides, aluminium

Ensto Cubo H 80 x 125 x 58 mm

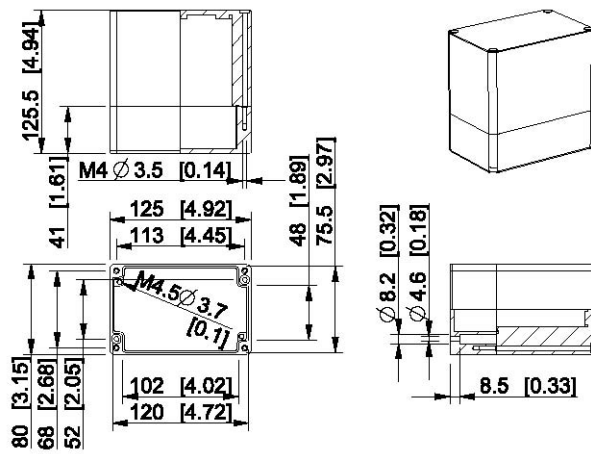


Product code	Description
HALP081306	Plain sides, aluminium

Dimensional drawings, Ensto Cubo H

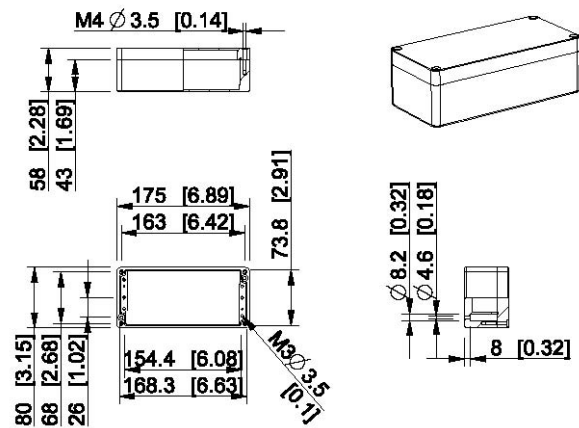
Dimensions in mm [inch]

Ensto Cubo H 80 x 125 x 125,5 mm



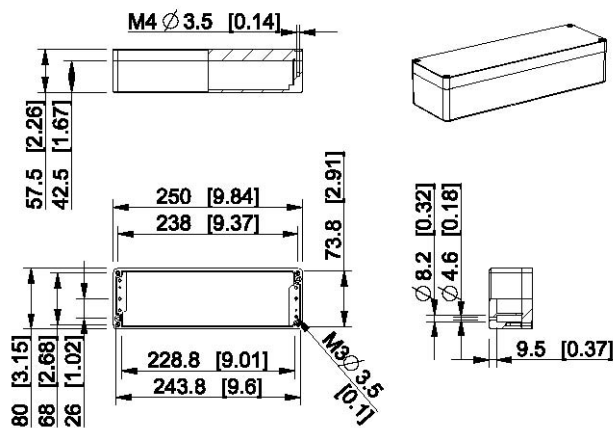
Product code	Description
HALP081313	Plain sides, aluminium

Ensto Cubo H 80 x 175 x 58 mm



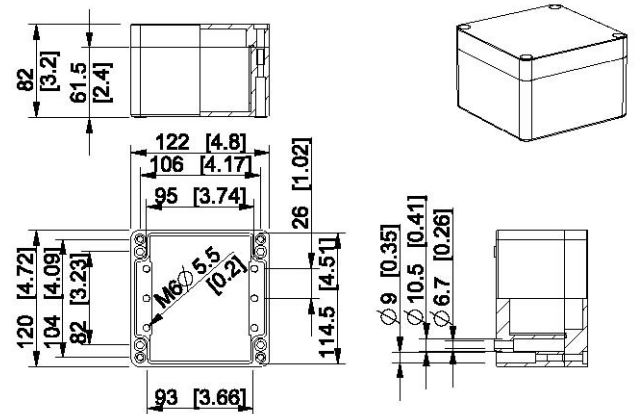
Product code	Description
HALP081806	Plain sides, aluminium

Ensto Cubo H 80 x 250 x 57.5 mm



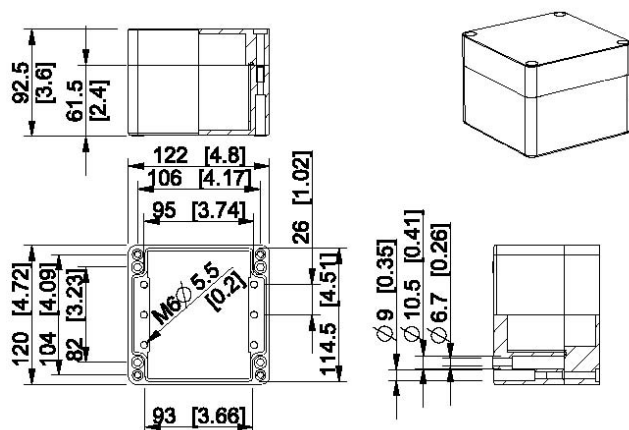
Product code	Description
HALP082506	Plain sides, aluminium

Ensto Cubo H 120 x 122 x 82 mm



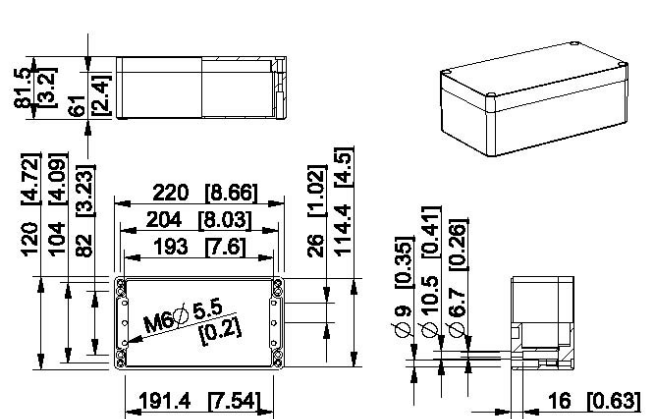
Product code	Description
HALP121208	Plain sides, aluminium

Ensto Cubo H 120 x 122 x 92.5 mm



Product code	Description
HALP121209	Plain sides, aluminium

Ensto Cubo H 120 x 220 x 81.5 mm

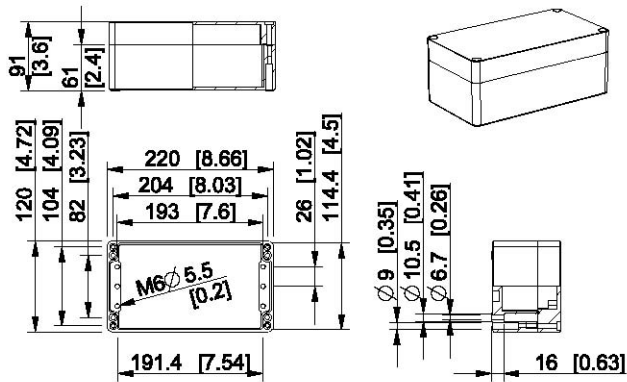


Product code	Description
HALP122208	Plain sides, aluminium

Dimensional drawings, Ensto Cubo H

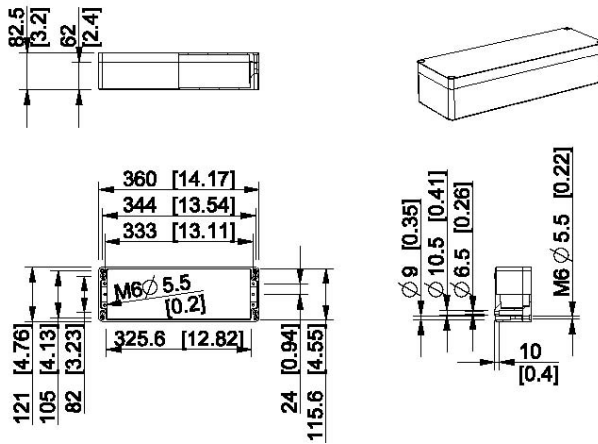
Dimensions in mm [inch]

Ensto Cubo H 120 x 220 x 91 mm



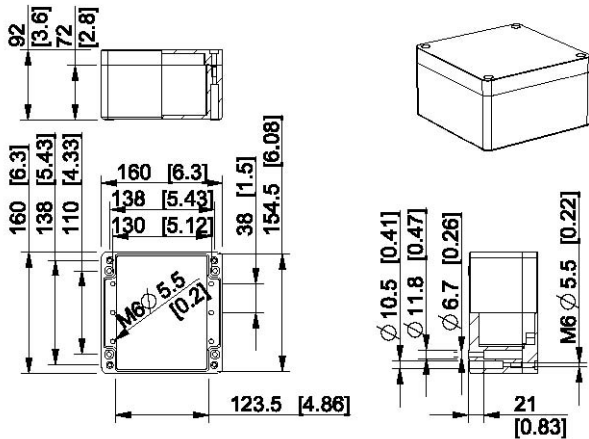
Product code HALP122009
Description Plain sides, aluminium

Ensto Cubo H 121 x 360 x 82.5 mm



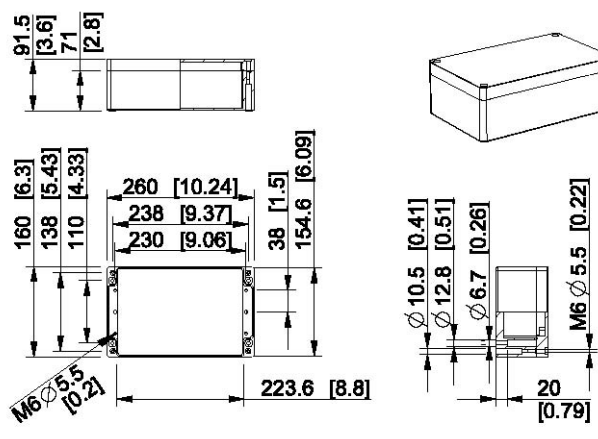
Product code HALP123608
Description Plain sides, aluminium

Ensto Cubo H 160 x 160 x 92 mm



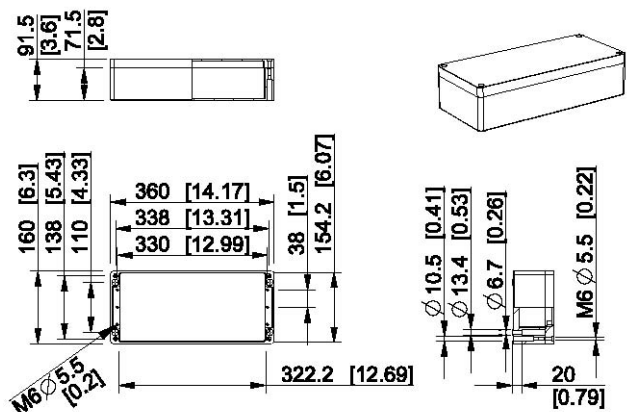
Product code HALP161609
Description Plain sides, aluminium

Ensto Cubo H 160 x 260 x 91.5 mm



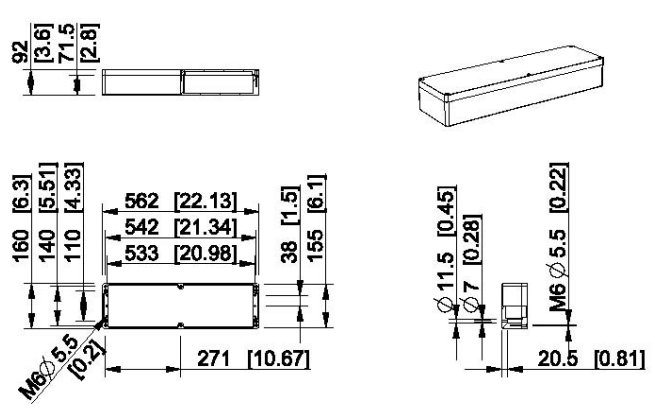
Product code HALP162609
Description Plain sides, aluminium

Ensto Cubo H 160 x 360 x 91.5 mm



Product code HALP163609
Description Plain sides, aluminium

Ensto Cubo H 160 x 562 x 92 mm

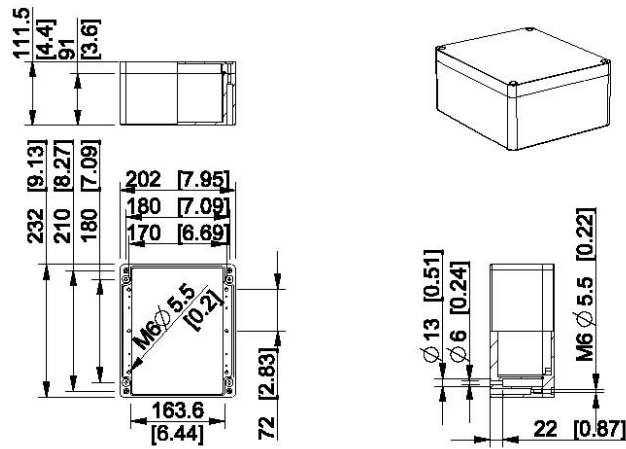


Product code HALP165609
Description Plain sides, aluminium

Dimensional drawings, Ensto Cubo H

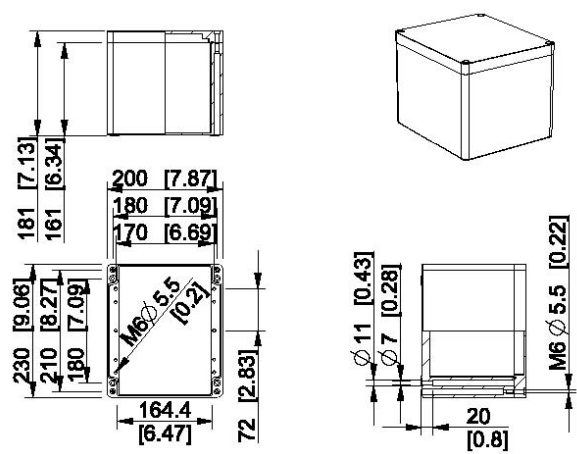
Dimensions in mm [inch]

Ensto Cubo H 202 x 232 x 111.5 mm



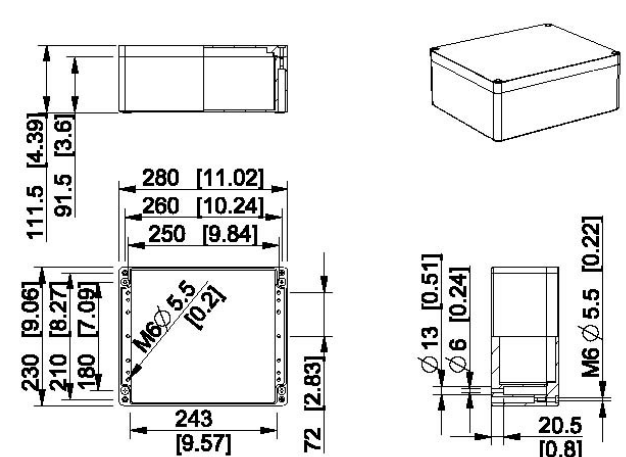
Product code	Description
HALP202311	Plain sides, aluminium

Ensto Cubo H 200 x 230 x 181 mm



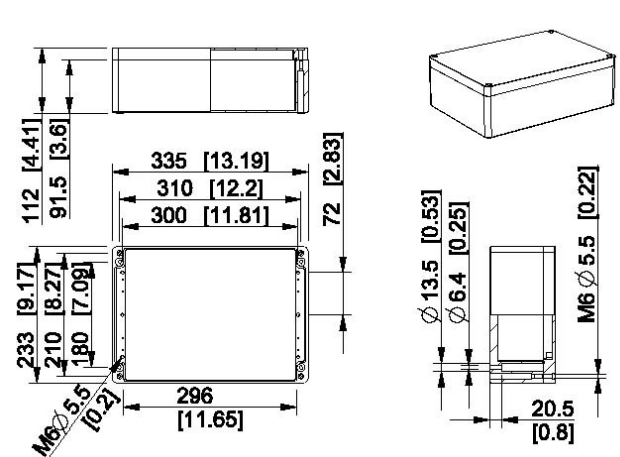
Product code	Description
HALP202318	Plain sides, aluminium

Ensto Cubo H 230 x 280 x 111.5 mm



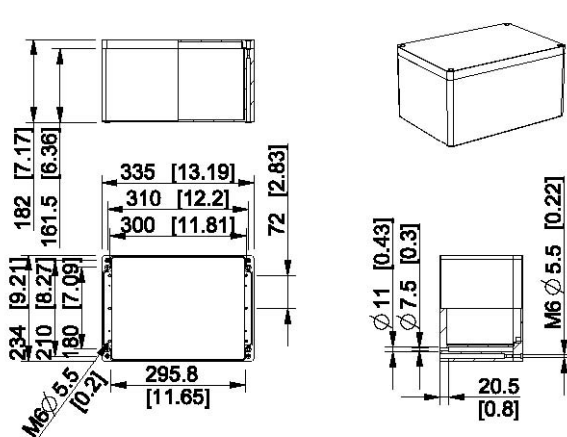
Product code	Description
HALP232811	Plain sides, aluminium

Ensto Cubo H 233 x 335 x 112 mm



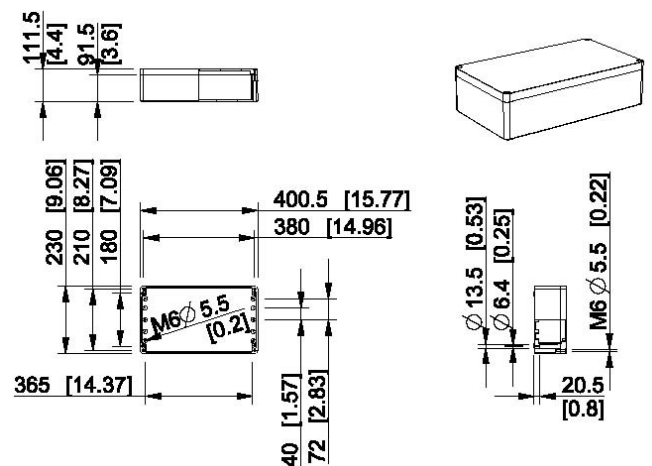
Product code	Description
HALP233311	Plain sides, aluminium

Ensto Cubo H 234 x 335 x 182 mm



Product code	Description
HALP233318	Plain sides, aluminium

Ensto Cubo H 230 x 400.5 x 111.5 mm

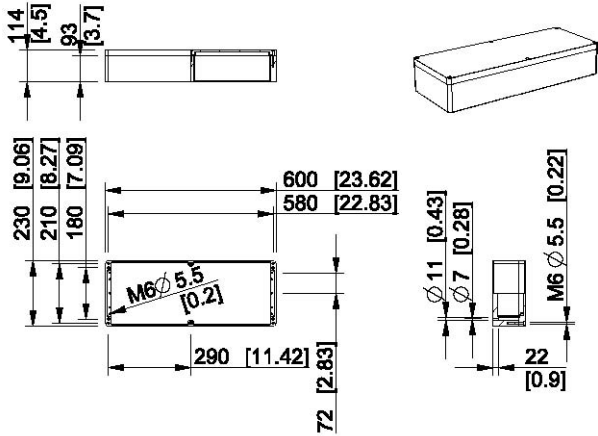


Product code	Description
HALP234011	Plain sides, aluminium

Dimensional drawings, Ensto Cubo H

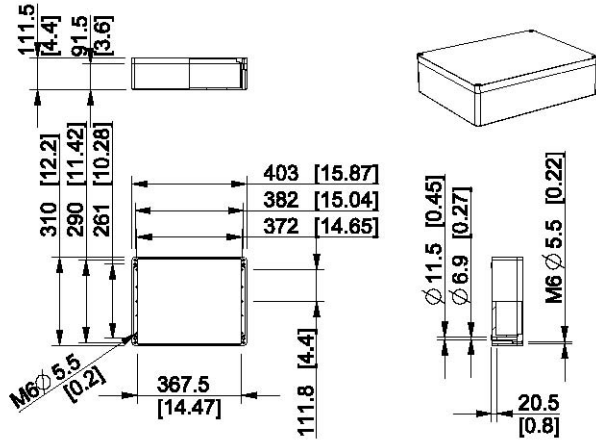
Dimensions in mm [inch]

Ensto Cubo H 230 x 600 x 114 mm



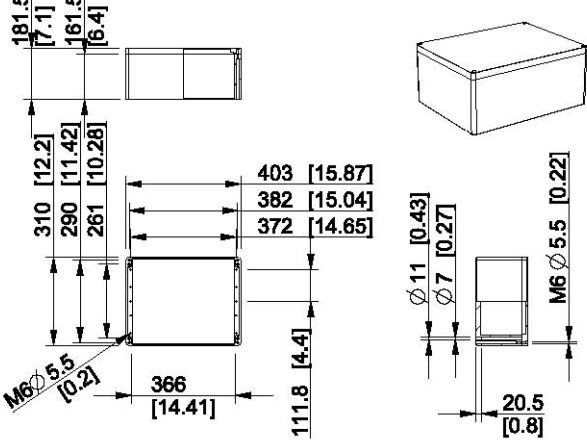
Product code	Description
HALP236011	Plain sides, aluminium

Ensto Cubo H 310 x 403 x 111.5 mm



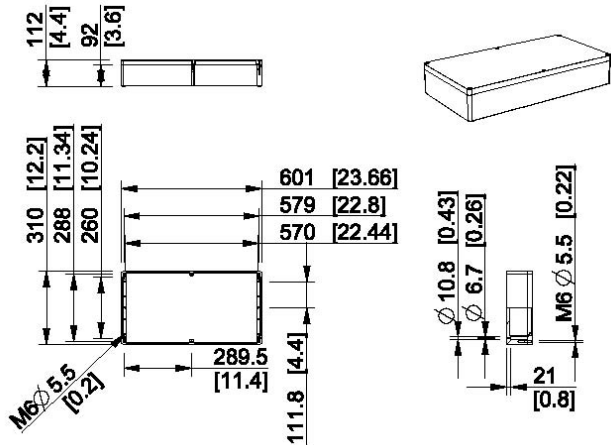
Product code	Description
HALP314011	Plain sides, aluminium

Ensto Cubo H 310 x 403 x 181.5 mm



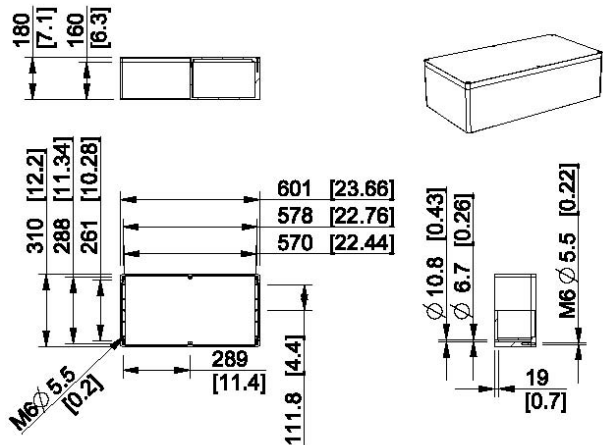
Product code	Description
HALP314018	Plain sides, aluminium

Ensto Cubo H 310 x 601 x 112 mm



Product code	Description
HALP316011	Plain sides, aluminium











Ensto Cubo H 310 x 601 x 180 mm



Product code	Description
HALP316018	Plain sides, aluminium

This box is intentionally left empty.

Common accessories for enclosures

	Cover plates for flange openings133
	Gland, knockout and membrane flanges133
	Flange accessories134
	Membrane flange for steel enclosures only134
	Flange and gland sets135
	Inspection windows135
	Pole mounting brackets for plastic and metal enclosures137
	Ventilation devices and breathers136
	Distance bushings136
	Cable glands, counter nuts and cover plugs, polyamide136
	Expansion and reduction nipples, polyamide138
	Cable glands, counter nuts and cover plugs, brass139
	Expansion and reduction nipples, brass140
	Rubber grommets140
	Other accessories140

Common accessories for enclosures

Cover plates for flange openings

Product code	Description	Dimensions (mm)	Package size (pcs)	EAN 13 code
F1151	F1 size excl. gasket, PC/ABS	137 x 48	1	6418677171833
F2251	F2 size incl. PUR gasket, PC	216 x 86	1	6418677171949



F2251

Gland flanges

Product code	Description	Dimensions (mm)	Package size (pcs)	EAN 13 code
F1165	F1 size, excl. gasket, 3 x M20, PC/ABS	137 x 48	1	6418677152641
F1166	F1 size, excl. gasket, 3 x M25, PC/ABS	137 x 48	1	6418677152658
F1167	F1 size, excl. gasket, 1 x M32, PC/ABS	137 x 48	1	6418677152665
F2157	F2 size, incl. PUR gasket, 3 x Pg21 + 4 x Pg16, PC	216 x 86	1	6418677171956
F2158	F2 size, incl. PUR gasket, 2 x Pg29 + 6 x Pg16, PC	216 x 86	1	6418677171963
F2159	F2 size, incl. PUR gasket, 2 x Pg36 + 4 x Pg16, PC	216 x 86	1	6418677171970
F2160	F2 size, incl. PUR gasket, 8 x Pg16, PC	216 x 86	1	6418677171987
F2161	F2 size, incl. PUR gasket, 10 x Pg13.5, PC	216 x 86	1	6418677171994
F2168	F2 size, incl. PUR gasket, 4 x M20 + 1 x M25 + 2 x M32, PC	216 x 86	1	6418677152672
F2169	F2 size, incl. PUR gasket, 6 x M20 + 1 x M32 + 1 x M40, PC	216 x 86	1	6418677152689
F2170	F2 size, incl. PUR gasket, 4 x M20 + 2 x M40, PC	216 x 86	1	6418677152696
F2171	F2 size, incl. PUR gasket, 8 x M20, PC	216 x 86	1	6418677152702
F2172	F2 size, incl. PUR gasket, 10 x M16, PC	216 x 86	1	6418677152719



F2157

Knockout flanges

Product code	Description	Dimensions (mm)	Package size (pcs)	EAN 13 code
F2252	F2 size, incl. PUR gasket, 7 x Pg11 + 7 x Pg9/16, PC	216 x 86	1	6418677172113
F2253	F2 size, incl. PUR gasket, 2 x Pg21/29/36 + 2 x Pg9/16 + 1 x Pg11, PC	216 x 86	1	6418677172397
F2254	F2 size, incl. PUR gasket, 5 x Pg16/21 + 2 x Pg11 + 1 x Pg9/16, PC	216 x 86	1	6418677172403
F2255	F2 size, incl. PUR gasket, 7 x M16 + 7 x M12/20, PC	216 x 86	1	6418677172595
F2256	F2 size, incl. PUR gasket, 2 x M20/32/50 + 2 x M12/20 + 2 x M16, PC	216 x 86	1	6418677172625
F2257	F2 size, incl. PUR gasket, 5 x M20/32 + 2 x M16 + 1 x M12/20, PC	216 x 86	1	6418677172700



F2252

Membrane flanges

Product code	Description	Dimensions (mm)	Package size (pcs)	EAN 13 code
F1201	F1 size, for 5x ø 7-30 mm cables, EPDM	138 x 48	1	6418677171871
F2202	F2 size, for 25 x ø 5-26 mm cables, EPDM	216 x 84	1	6418677172007
F2203	F2 size, for 35 x ø 5-26 mm cables, EPDM	216 x 84	1	6418677172014
F2204	F2 size, for 3 x ø 24-60 mm cables, EPDM	216 x 84	1	6418677172021
F1155	F1 size, excl. gasket, 3 x ø 21 + 4 x ø 15 mm, TPE	135 x 47	1	6418677171888
F1156	F1 size, excl. gasket, 4 x ø 16 + 6 x ø 13 mm, TPE	135 x 47	1	6418677171895
F2162	F2 size, excl. gasket, 3 x ø30 + 6 x ø18 + 16 x ø14 mm, TPE	226 x 87	1	6418677172038
F2163	F2 size, excl. gasket, 9 x ø18 + 24 x ø14 mm, TPE	226 x 87	1	6418677172045



F2202

EPDM = ethylene propylene diene M-class rubber
TPE = thermoplastic elastomer

Common accessories for enclosures

Flange accessories

Product code	Description	Dimensions (mm)	Package size (pcs)	EAN 13 code
F2CE.1	Cable spreader for 1 cable	216 x 86 x 68	1	6418677181672
F2C50E	50 mm extension frame for F2 flange, polycarbonate	216 x 86 x 50	1	6418677173448
F1G	Self-adhesive flange gasket, F1 size	137 x 48	1	6418677171925
F2G	Self-adhesive flange gasket, F2 size	216 x 84	1	6418677172076
F1SS20	Flange bolt set, F1 size, steel bolt with plastic head	M6 x 20	1	6418677173066
F2SS20	Flange bolt set, F2 size, steel bolt with plastic head	M6 x 25	1	6418677171932
F2SS20L	Flange bolt set, F2 size, steel bolt with plastic head + steel connector	M8 x 20	1	6418677181689
F1PA25	Flange bolt set, F1 size, polyamide	M6 x 25	1	6418677173080
F2PA30	Flange bolt set, F2 size, polyamide	M8 x 30	1	6418677172083
PMR1857	Flange/base support for F2 size, polyamide	216 x 22	10	6418677172106
PMR1858	Isolating cup for support PMR1857, polyamide	ø 18 mm	20	6418677171796



Cable spreader for 1 cable, F2CE.1.



50 mm extension frame for F2 flange, F2C50E.



Self-adhesive flange gasket, F2 size, F2G.



Flange bolt set, F2 size, steel bolt with plastic head, F2SS20.



Flange bolt set, F2 size + steel connector, M8 x 20, F2SS20L.



Flange bolt set, F2 size, polyamide, F2PA30.



Flange/base support for F2 size, PMR1857.



Isolating cup for support PMR1857, PMR1858.

Membrane flange for steel enclosures only

Product code	Description	Dimensions (mm)	Package size (pcs)	EAN 13 code
PMR331	F2 size, for cable ø: 37/32/27/22/17/12 mm	79 x 210 x 28	10	6418677163555



PMR331

Common accessories for enclosures

Flange and gland sets

Product code	Description	Dimensions (mm)	Package size (pcs)	EAN 13 code
F2202KIT	Flange set, F2202, F2 size	84 x 215 x 40	1	6418677182556
F2CE.1T	Complete cable entry, F2 size	84 x 215 x 40	1	6418677181535
KTM1.1	Cable gland set: 2 x M12, 3 x M16, 2 x M20	135 x 210 x 25	1	6418677173233
KTM2.1	Cable gland set: 3 x M16, 2 x M20, 2 x M25	135 x 210 x 30	1	6418677173240
KTM3.1	Cable gland set: 4 x M20, 2 x M25, 1 x M32	135 x 210 x 55	1	6418677173257
F2GSS20T	Mounting kit for Cubo C bases, F2 size	200 x 250 x 15	1	6418677181504
OLSH1.2	Hinged and slotted cover screw, pair (blue)	130 x 170 x 15	1	6418677181511



Flange set, F2202, F2 size, F2202KIT.



Complete cable entry, F2 size, F2CE.1T.



Cable gland set, KTM1.1.



Mounting kit for Cubo C bases, F2GSS20T.



Hinged and slotted cover screw, pair, OLSH1.2.

Inspection windows, polycarbonate

Product code	Description	Dimensions (mm)	Package size (pcs)	EAN 13 code
VMA2	For 2 modules	67 x 59	1	6418677151170
VMA4	For 4 modules	67 x 94	1	6418677151187
VMA6	For 6 modules	67 x 130	1	6418677151194
VMA8	For 8 modules	67 x 163	1	6418677151200
VMA10	For 10 modules	67 x 200	1	6418677151217
VMA12	For 12 modules	67 x 233	1	6418677151224
VMA1519	Opening: 113 x 153 mm, incl. screws	150 x 190 x 10	1	6418677174193



Inspection window, for 2 modules, VMA2.



Inspection window with opening, VMA1519.

Common accessories for enclosures

Pole mounting brackets for plastic and metal enclosures

Pole mounting brackets were designed to securely fasten your Ensto Cubo metal and plastic enclosure to a pole. The pole mounting brackets are a set of two rails or a plate with a pole clamp and needed screws. The diameter for the pole can vary between 38 mm and 140 mm.

Product code	Description	Dimensions (mm)	Package size (pcs)	EAN 13 code
Sets of two rails				
PMB15	For 150 mm wide enclosure	28 x 35 x 145	1	6438100131814
PMB20	For 200 mm wide enclosure	28 x 35 x 195	1	6438100131739
PMB25	For 250 mm wide enclosure	28 x 35 x 245	1	6438100135430
PMB30	For 300 mm wide enclosure	28 x 35 x 295	1	6438100131753
PMB40	For 400 mm wide enclosure	28 x 35 x 395	1	6438100131760
PMB50	For 500 mm wide enclosure	28 x 35 x 495	1	6438100131777
PMB60	For 600 mm wide enclosure	28 x 35 x 595	1	6438100131784
Sets with a plate				
PMB1515	For 150 mm wide enclosure	41 x 150 x 155	1	6438100131722
PMB2020	For 200 mm wide enclosure	41 x 200 x 205	1	6438100131746



Pole mounting brackets can be used with both metal and plastic enclosures.



PMB20

PMB50

PMB2020

Ventilation devices and breathers

Product code	Description	Dimensions (mm)	Package size (pcs)	EAN 13 code
VDRI18	Ventilation device, IP 43, polyamide	25 x 28	10	6418677151231
VDRI29	Ventilation device, IP 24, polyamide	30.5 x 69	1	6418677151248
BPA10H	Breather, IP 68, polyamide, grey, 120 l/h	ø19 x 17	1	6418677184314
BPA10HB	Breather, IP 68, polyamide, black, 120 l/h	ø19 x 17	1	6418677184321
BSS10S	Breather, IP 68, AISI 304, 16l/h	ø19 x 21	1	6418677184307
BSS10H	Breather, IP 68, AISI 304, 120l/h	ø19 x 21	1	6418677184963
DWP1	Drain water plug, IP 44, rubber	ø33	10	6418677172731



Ventilation device, IP 43, VDRI18.



Ventilation device, IP 24, VDRI29.



Breather, IP 68, polyamide, grey, 120 l/h, BPA10H.



Breather, IP 68, stainless steel, 16 l/h, BSS10S.



Drain water plug, DWP1.

Common accessories for enclosures

Distance bushings

Product code	Description	Dimensions	Package size (pcs)	EAN 13 code
PSK36.025	External ø 10 mm, aluminium	Length 2.5 mm	100	6418677166891
PSK36.050	External ø 10 mm, aluminium	Length 5.0 mm	100	6418677166907
PSK36.085	External ø 10 mm, aluminium	Length 8.5 mm	100	6418677166914
PSK36.100	External ø 10 mm, aluminium	Length 10.0 mm	100	6418677166921
PSK36.120	External ø 10 mm, aluminium	Length 12.0 mm	100	6418677166938
PSK36.150	External ø 10 mm, aluminium	Length 15.0 mm	100	6418677166945
PSK36.200	External ø 10 mm, aluminium	Length 20.0 mm	100	6418677166952
PSK36.250	External ø 10 mm, aluminium	Length 25.0 mm	100	6418677166969
PSK36.300	External ø 10 mm, aluminium	Length 30.0 mm	50	6418677166976
PSK36.350	External ø 10 mm, aluminium	Length 35.0 mm	50	6418677166983
PSK36.400	External ø 10 mm, aluminium	Length 40.0 mm	50	6418677166990
PSK36.450	External ø 10 mm, aluminium	Length 45.0 mm	50	6418677167003
PSK36.500	External ø 10 mm, aluminium	Length 50.0 mm	50	6418677167010



PSK36.150

Cable glands, polyamide

Product code	Description	Dimensions	Package size (pcs)	EAN 13 code
Metric thread, incl. strain relief				
KTM24.12	Cable ø 3-6.5 mm, thread length 8 mm	M12	20	6416031851124
KTM24.16	Cable ø 5-10 mm, thread length 10 mm	M16	20	6416031851162
KTM24.16L	Cable ø 5-10 mm, thread length 15 mm	M16	20	6418677171062
KTM24.20	Cable ø 10-14 mm, thread length 10 mm	M20	20	6416031851209
KTM24.20L	Cable ø 10-14 mm, thread length 15 mm	M20	20	6418677171079
KTM24.25	Cable ø 13-18 mm, thread length 10 mm	M25	15	6416031851254
KTM24.25L	Cable ø 13-18 mm, thread length 15 mm	M25	15	6418677171086
KTM24.32	Cable ø 18-25 mm, thread length 18 mm	M32	10	6416031851322
KTM24.40	Cable ø 22-32 mm, thread length 18 mm	M40	5	6416031851407
KTM24.50	Cable ø 30-38 mm, thread length 18 mm	M50	3	6416031851506
KTM24.63	Cable ø 34-44 mm, thread length 18 mm	M63	2	6418677171031



KTM24.12

Cable glands, polyamide

Product code	Description	Dimensions	Package size (pcs)	EAN 13 code
Pg thread, grey, incl. strain relief				
KT24.07	Cable ø 3-6 mm, thread length 8 mm	Pg7	10	6418677170836
KT24.09	Cable ø 4-8 mm, thread length 8 mm	Pg9	15	6418677170843
KT24.11	Cable ø 5-10 mm, thread length 8 mm	Pg11	20	6418677170850
KT24.13	Cable ø 6-12 mm, thread length 9 mm	Pg13.5	20	6418677170867
KT24.16	Cable ø 10-13 mm, thread length 10 mm	Pg16	20	6418677170874
KT24.21	Cable ø 13-18 mm, thread length 11 mm	Pg21	15	6418677170881
KT24.29	Cable ø 18-25 mm, thread length 11 mm	Pg29	5	6418677170898
KT24.36	Cable ø 22-31 mm, thread length 13 mm	Pg36	5	6418677170904
KT24.42	Cable ø 30-38 mm, thread length 13 mm	Pg42	3	6418677170911
KT24.48	Cable ø 34-44 mm, thread length 14 mm	Pg48	2	6418677170928
Pg thread, black, incl. strain relief				
KT24.07/BLACK	Cable ø 2-5 mm, thread length 8 mm	Pg7	10	6418677158803
KT24.09/BLACK	Cable ø 2-6 mm, thread length 8 mm	Pg9	15	6418677158810
KT24.11/BLACK	Cable ø 3-7 mm, thread length 8 mm	Pg11	20	6418677158827
KT24.13/BLACK	Cable ø 5-9 mm, thread length 9 mm	Pg13.5	20	6418677158834
KT24.16/BLACK	Cable ø 7-12 mm, thread length 10 mm	Pg16	20	6418677158841
KT24.21/BLACK	Cable ø 9-16 mm, thread length 11 mm	Pg21	15	6418677158858
KT24.29/BLACK	Cable ø 12-20 mm, thread length 11 mm	Pg29	5	6418677158865
KT24.36/BLACK	Cable ø 20-26 mm, thread length 13 mm	Pg36	5	6418677158872
KT24.42/BLACK	Cable ø 25-31 mm, thread length 13 mm	Pg42	3	6418677158889
KT24.48/BLACK	Cable ø 29-35 mm, thread length 14 mm	Pg48	2	6418677158896



KT24.07



KT24.16/BLACK

Common accessories for enclosures

Counter nuts, polyamide

Product code	Description	Dimensions	Package size (pcs)	EAN 13 code
Metric thread				
PMR1218.12	Height/ø 5/18 mm	M12	20	6416031859120
PMR1218.16	Height/ø 5/22 mm	M16	20	6416031859168
PMR1218.20	Height/ø 5/26 mm	M20	20	6416031859205
PMR1218.25	Height/ø 6/32 mm	M25	15	6416031859250
PMR1218.32	Height/ø 7/41 mm	M32	10	6416031859328
PMR1218.40	Height/ø 7/50 mm	M40	5	6416031859403
PMR1218.50	Height/ø 8/60 mm	M50	3	6416031859502
PMR1218.63	Height/ø 8/75 mm	M63	2	6418677171048
Pg thread				
PMR444.07	Height/ø 5/19 mm	Pg7	10	6418677170935
PMR444.09	Height/ø 5/22 mm	Pg9	15	6418677170942
PMR444.11	Height/ø 5/24 mm	Pg11	20	6418677170959
PMR444.13	Height/ø 6/27 mm	Pg13.5	20	6418677170966
PMR444.16	Height/ø 6/30 mm	Pg16	20	6418677170973
PMR444.21	Height/ø 7/36 mm	Pg21	15	6418677170980
PMR444.29	Height/ø 7/46 mm	Pg29	5	6418677170997
PMR444.36	Height/ø 8/60 mm	Pg36	5	6418677171000
PMR444.42	Height/ø 8/65 mm	Pg42	3	6418677171017
PMR444.48	Height/ø 8/70 mm	Pg48	2	6418677171024



PMR1218.12



PMR444.07

Cover plugs, polyamide

Product code	Description	Dimensions	Package size (pcs)	EAN 13 code
Metric thread				
PMR1217.12	Height/ø 6/15 mm	M12	10	6416031853128
PMR1217.16	Height/ø 6/20 mm	M16	10	6416031853166
PMR1217.20	Height/ø 6/24 mm	M20	10	6416031853203
PMR1217.25	Height/ø 8/30 mm	M25	7	6416031853258
PMR1217.32	Height/ø 8/37 mm	M32	5	6416031853326
PMR1217.40	Height/ø 8/46 mm	M40	4	6416031853401
PMR1217.50	Height/ø 10/56 mm	M50	3	6416031853500
PMR1217.63	Height/ø 12/70 mm	M63	2	6418677171055
Pg thread				
PMR442.07	Height/ø 8/15 mm	Pg7	7	6418677169960
PMR442.09	Height/ø 9/19 mm	Pg9	7	6418677169403
PMR442.11	Height/ø 9/22 mm	Pg11	10	6418677169410
PMR442.13	Height/ø 9.5/25 mm	Pg13.5	10	6418677169427
PMR442.16	Height/ø 9.5/27 mm	Pg16	10	6418677169434
PMR442.21	Height/ø 11/33 mm	Pg21	7	6418677169441
PMR442.29	Height/ø 12/44 mm	Pg29	5	6418677169458
PMR442.36	Height/ø 15/55 mm	Pg36	4	6418677169465



PMR1217.12

Expansion nipples, polyamide

Product code	Description	Dimensions	Package size (pcs)	EAN 13 code
Metric to metric thread				
PMR1220.1216		M12 > M16	20	6416031856129
PMR1220.1620		M16 > M20	100	6416031856167
PMR1220.2025		M20 > M25	20	6416031856204
PMR1220.2532		M25 > M32	15	6416031856259
PMR1220.3240		M32 > M40	5	6416031856327
Metric to Pg thread				
PMR1221.1209		M12 > Pg9	15	6416031855122
PMR1221.1609		M16 > Pg9	15	6416031855160
PMR1221.2011		M20 > Pg11	20	6416031855207
PMR1221.2013		M20 > Pg13.5	20	6416031855214
PMR1221.2516		M25 > Pg16	20	6416031855252
PMR1221.2521		M25 > Pg21	15	6416031855269
PMR1221.3229		M32 > Pg29	15	6416031855320
PMR1221.4029		M40 > Pg29	5	6416031855405
PMR1221.5036		M50 > Pg36	5	6416031855504
PMR1221.5042		M50 > Pg42	3	6416031855511
PMR1221.6348		M63 > Pg48	2	6416031855634
Pg to Pg thread				
PMR440.094	Thread length 9 mm	Pg9 > Pg11	20	6418677169564
PMR440.114	Thread length 10 mm	Pg11 > Pg16	20	6418677169571
PMR440.134	Thread length 10 mm	Pg13.5 > Pg16	20	6418677169588
PMR440.164	Thread length 10 mm	Pg16 > Pg21	15	6418677169595
PMR440.214	Thread length 12 mm	Pg21 > Pg29	5	6418677169601
PMR440.294	Thread length 12 mm	Pg29 > Pg36	5	6418677169618



PMR1220.1216



PMR1221.1209

Common accessories for enclosures

Reduction nipples, polyamide

Product code	Description	Dimensions	Package size (pcs)	EAN 13 code
Metric to metric thread				
PMR1219.1612		M16 > M12	20	6416031854163
PMR1219.2012		M20 > M12	20	6416031854200
PMR1219.2016		M20 > M16	20	6416031854217
PMR1219.2512		M25 > M12	20	6416031854255
PMR1219.2516		M25 > M16	20	6416031854262
PMR1219.2520		M25 > M20	20	6416031854279
PMR1219.3216		M32 > M16	20	6416031854330
PMR1219.3220		M32 > M20	20	6416031854347
PMR1219.3225		M32 > M25	15	6416031854354
PMR1219.4020		M40 > M20	20	6416031854415
PMR1219.4025		M40 > M25	15	6416031854422
PMR1219.4032		M40 > M32	10	6416031854439
PMR1219.5025		M50 > M25	15	6416031854514
PMR1219.5032		M50 > M32	10	6416031854521
PMR1219.5040		M50 > M40	5	6416031854538
PMR1219.6332		M63 > M32	10	6416031854644
PMR1219.6340		M63 > M40	5	6416031854651
PMR1219.6350		M63 > M50	3	6416031854668
Pg to Pg thread				
PMR439.111	Thread length 9 mm	Pg11 > Pg9	15	6418677169472
PMR439.131	Thread length 10 mm	Pg13.5 > Pg11	20	6418677169489
PMR439.161	Thread length 10 mm	Pg16 > Pg9	15	6418677169496
PMR439.162	Thread length 10 mm	Pg16 > Pg11	20	6418677169502
PMR439.211	Thread length 12 mm	Pg21 > Pg11	20	6418677169519
PMR439.212	Thread length 12 mm	Pg21 > Pg16	20	6418677169526
PMR439.291	Thread length 12 mm	Pg29 > Pg16	20	6418677169533
PMR439.292	Thread length 12 mm	Pg29 > Pg21	15	6418677169540
PMR439.361	Thread length 14 mm	Pg36 > Pg29	5	6418677169557



PMR1219.1612



PMR439.111

Cable glands, brass

Product code	Description	Dimensions	Package size (pcs)	EAN 13 code
Metric thread, incl. strain relief and O ring				
KTM12.12	Cable ø 3-6.5 mm, thread length 6 mm	M12	10	6416031812125
KTM12.16	Cable ø 4-8 mm, thread length 7 mm	M16	10	6416031812163
KTM12.20	Cable ø 6-12 mm, thread length 8 mm	M20	15	6416031812200
KTM12.25	Cable ø 10-14 mm, thread length 8 mm	M25	10	6416031812255
KTM12.32	Cable ø 13-18 mm, thread length 9 mm	M32	10	6416031812323
KTM12.40	Cable ø 18-25 mm, thread length 9 mm	M40	5	6416031812408
KTM12.50	Cable ø 22-32 mm, thread length 9 mm	M50	3	6416031812507
KTM12.6332	Cable ø 34-44 mm, thread length 14 mm	M63	2	6416031812637



KTM12.12

Counter nuts, brass

Product code	Description	Dimensions	Package size (pcs)	EAN 13 code
Metric thread				
PTK16.12	Height/ø 2.8/15 mm	M12	10	6416031813122
PTK16.16	Height/ø 3/19 mm	M16	10	6416031813160
PTK16.20	Height/ø 3.5/24 mm	M20	15	6416031813207
PTK16.25	Height/ø 4/30 mm	M25	10	6416031813252
PTK16.32	Height/ø 5/36 mm	M32	10	6416031813320
PTK16.40	Height/ø 5/46 mm	M40	5	6416031813405
PTK16.50	Height/ø 5/60 mm	M50	3	6416031813504
PTK16.63	Height/ø 5/70 mm	M63	2	6416031813634



PTK17.12

Common accessories for enclosures

Cover plugs, brass

Product code	Description	Dimensions	Package size (pcs)	EAN 13 code
Metric thread				
PTK17.12	Height/ø 7.5/14 mm	M12	5	6416031814129
PTK17.16	Height/ø 8/18 mm	M16	5	6416031814167
PTK17.20	Height/ø 9.5/22 mm	M20	7	6416031814204
PTK17.25	Height/ø 11/28 mm	M25	5	6416031814259
PTK17.32	Height/ø 12/35 mm	M32	5	6416031814327
PTK17.40	Height/ø 13/44 mm	M40	4	6416031814402
PTK17.50	Height/ø 15/54 mm	M50	3	6416031814501
PTK17.63	Height/ø 16/67 mm	M63	2	6416031814631



PTK16.12

Expansion nipples, brass

Product code	Description	Dimensions	Package size (pcs)	EAN 13 code
Metric to metric thread				
PTK19.1216		M12 > M16	10	6416031816123
PTK19.1620		M16 > M20	15	6416031816161
PTK19.2025		M20 > M25	10	6416031816208
PTK19.2532		M25 > M32	10	6416031816253
PTK19.3240		M32 > M40	5	6416031816321
PTK19.4050		M40 > M50	3	6416031816406
PTK19.5063		M50 > M63	2	6416031816505
Metric to Pg thread				
PTK21.1209		M12 > Pg9	10	6416031822124
PTK21.1611		M16 > Pg11	10	6416031822162
PTK21.2016		M20 > Pg16	15	6416031822209
PTK21.2521		M25 > Pg21	20	6416031822254
PTK21.3229		M32 > Pg29	15	6416031822322
PTK21.4036		M40 > Pg36	10	6416031822407
PTK21.5042		M50 > Pg42	3	6416031822506
PTK21.5048		M50 > Pg48	2	6416031822513



PTK19.1216

Reduction nipples, brass

Product code	Description	Dimensions	Package size (pcs)	EAN 13 code
Metric to metric thread				
PTK18.1612	M16 > M12	M16	10	6416031815164
PTK18.2012	M20 > M12	M20	10	6416031815201
PTK18.2016	M20 > M16	M20	10	6416031815218
PTK18.2516	M25 > M16	M25	10	6416031815256
PTK18.2520	M25 > M20	M25	15	6416031815263
PTK18.3220	M32 > M20	M32	15	6416031815324
PTK18.3225	M32 > M25	M32	10	6416031815331
PTK18.4025	M40 > M25	M40	10	6416031815409
PTK18.4032	M40 > M32	M40	10	6416031815416
PTK18.5032	M50 > M32	M50	10	6416031815508
PTK18.5040	M50 > M40	M50	5	6416031815515
PTK18.6340	M63 > M40	M63	5	6416031815638
PTK18.6350	M63 > M50	M63	3	6416031815645



PTK18.1612

Rubber grommets

Product code	Description	Dimensions	Package size (pcs)	EAN 13 code
SET5-7H	Hole ø 16 mm	Cø 5-7 mm	20	6416031055072
SET7-10H	Hole ø 19 mm	Cø 7-10 mm	20	6416031055102
SET10-14H	Hole ø 23 mm	Cø 10-14 mm	20	6416031055140
SET14-20H	Hole ø 29 mm	Cø 14-20 mm	10	6416031055201
SET20-26H	Hole ø 38 mm	Cø 20-26 mm	10	6416031055263



SET5-7H

Common accessories for enclosures

Other accessories

Product code	Description	Dimensions (mm)	Package size (pcs)	EAN 13 code
PMR54.20	Socket joint, for cable \varnothing 9-13 mm, grey plastic	\varnothing 26 x 17	50	6418677163579
PMR70.1612	Wiring plug, cable lead-through 16 mm, 12 ea./set	\varnothing 20/16	5	6418677163784
PMR70.2012	Wiring plug, cable lead-through 20 mm, 12 ea./set	\varnothing 22/20	5	6418677163791
PMR70.25	Wiring plug, cable lead-through 25 mm	\varnothing 30/25	100	6418677163708
PMR70.32	Wiring plug, cable lead-through 32 mm	\varnothing 37/32	100	6418677163715
PMR30	Cover for kWh opening for steel enclosures	39 x 110 x 4	10	6418677166723
PMR1387	Plug for cover panel, \varnothing 6 mm hole	20 x 31 x 6	100	6418677166730
PME1	Cover plate, width 45 mm, length 2 m (PVC)	45 x 2000 x 7	1	6418677166747
KY2.15	Plastic latch, 15 mm closing space	\varnothing 23 x 26	100	6418677166754
KY3	Delta wrench	20 x 50 x 22	10	6418677166761
KY3.10	Triangular wrench, lockable. Δ 11 mm	20 x 50 x 22	10	6418677166778
ST80/U	Triangular key, Δ 11 mm	34 x 52 x 16	10	6418677170430
KY4	Metal latch, 18 mm closing space	\varnothing 28 x 31	10	6418677166785
KY6	Lock for modular covers	21 x 15 x 15	1	6418677173431
KY1.20	Fixing screw for kWh meter	M5 x 22	100	6418677166792
PTK14	Sealing screw, M4 x 10/16mm	L = 16	100	6418677166808
PTK13	Sealing screw, M4 x 16/22mm	L = 22	100	6418677166815
PTK11	Sealing screw, M4 x 20/25mm	L = 25	100	6418677166822
PLE152	Sealing screw, F4,2 x 16/21 mm	L = 21	100	6418677166839



Socket joint, PMR54.20.



Wiring plug, 12 ea./set, PMR70.1612.



Cover for kWh opening, PMR30.



Plug for cover panel, PMR1387.



Cover plate, PME1.



Plastic latch, KY2.15.



Delta wrench, KY3.



Triangular wrench, lockable, KY3.10.



Triangular key, ST80/U.



Metal latch, KY4.



Lock for modular covers, KY6.



Fixing screw for kWh meter, KY1.20.



Sealing screw, PTK14.

Index

B

BPA10H	136
BPA10HB	136
BSS10H	136
BSS10S	136

C

CP220	68, 51
CPCF202010B	50
CPCF202013G	41, 42
CPCF202013G.U	77
CPCF202013T	41, 42
CPCF202013T.U	77
CPCF202018G	41, 42
CPCF202018G.U	77
CPCF202018T	41, 42
CPCF202018T.U	77
CPCF203010B	50
CPCF203013G	41, 42
CPCF203013G.U	77
CPCF203013T	41, 42
CPCF203013T.U	77
CPCF203018G	41, 42
CPCF203018G.U	77
CPCF203018T	41, 42
CPCF203018T.U	77
CPCF204010B	50
CPCF204013G	41, 42
CPCF204013G.U	77
CPCF204013T	41, 42
CPCF204013T.U	77
CPCF204018G	41, 42
CPCF204018G.U	77
CPCF204018T	41, 42
CPCF204018T.U	77
CPCF303010B	50
CPCF303013G	41, 43
CPCF303013G.U	77
CPCF303013T	41, 43
CPCF303013T.U	77
CPCF303018G	41, 43
CPCF303018G.U	77
CPCF303018T	41, 43
CPCF303018T.U	77
CPCF304010B	50
CPCF304013G	41, 43
CPCF304013G.U	77
CPCF304013T	41, 43
CPCF304013T.U	77
CPCF304018G	41, 43
CPCF304018G.U	77
CPCF304018T	41, 43
CPCF304018T.U	77
CPCF306010B	50
CPCF306013G	41, 43
CPCF306013G.U	77
CPCF306013T	41, 43
CPCF306013T.U	77
CPCF306018G	41, 43
CPCF306018G.U	77
CPCF306018T	41, 43
CPCF306018T.U	77
CPCF404010B	41, 43
CPCF404013G	41, 44
CPCF404013G.U	77
CPCF404013T	41, 44
CPCF404013T.U	77
CPCF404018G	41, 44
CPCF404018G.U	77
CPCF404018T	41, 44
CPCF404018T.U	77
CPCF406010B	50
CPCF406013G	41, 44
CPCF406013G.U	77
CPCF406013T	41, 44
CPCF406013T.U	77
CPCF406018G	41, 44
CPCF406018G.U	77
CPCF406018T	41, 44
CPCF406018T.U	77

D

DABP050504G	28, 31
DABP050504T	29, 31
DABP050704G	28, 31
DABP050704T	29, 31
DABP080806G	28, 31
DABP080806T	29, 31
DABP080809G	28, 31
DABP080809T	29, 31
DABP081206G	28, 31
DABP081206T	29, 31
DABP081209G	28, 31
DABP081209T	29, 31
DABP081606G	28, 32
DABP081606T	29, 32
DABP081609G	28, 32
DABP081609T	29, 32
DABP121206G	28, 32
DABP121206T	29, 32
DABP121209G	28, 32
DABP121209T	29, 32
DABP121609G	28, 32
DABP121609T	29, 32
DABP122009G	28, 32
DABP122009T	29, 32
DABP152008G	28, 33
DABP152008T	29, 33
DABP162409G	28, 33
DABP162409T	29, 33
DABP162412G	28, 33
DABP162412T	29, 33
DABP233009G	28, 33
DABP233009T	29, 33
DABP233011G	28, 33
DABP233011T	29, 33
DCP1	30
DFL1	30
DLS1	30
DLS2	30
DLS3	30
DLSA1.02	30
DLSA1.04	30
DLSA1.06	30
DLSA2.06	30
DMP0808	29
DMP0812	29
DMP0816	29
DMP1212	29
DMP1216	29
DMP1220	29
DMP1520	29
DMP1624	29
DMP2330	29
DMS1	30
DPCP050504G	28, 31
DPCP050504G.U	75
DPCP050504T	28, 31
DPCP050504T.U	75
DPCP050704G	28, 31
DPCP050704G.U	75
DPCP050704T	28, 31
DPCP050704T.U	75
DPCP080806G	28, 31
DPCP080806G.U	75
DPCP080806T	28, 31
DPCP080806T.U	75
DPCP080809G	28, 31
DPCP080809G.U	75
DPCP080809T	28, 31
DPCP080809T.U	75
DPCP081206G	28, 31
DPCP081206G.U	75
DPCP081206T	28, 31
DPCP081206T.U	75
DPCP081209G	28, 31
DPCP081209G.U	75
DPCP081209T	28, 31
DPCP081209T.U	75
DPCP081606G	28, 32
DPCP081606G.U	75

DPCP081606T	28, 32
DPCP081606T.U	75
DPCP081609G	28, 32
DPCP081609G.U	75
DPCP081609T	28, 32
DPCP081609T.U	75
DPCP121206G	28, 32
DPCP121206G.U	75
DPCP121206T	28, 32
DPCP121206T.U	75
DPCP121209G	28, 32
DPCP121209G.U	75
DPCP121209T	28, 32
DPCP121209T.U	75
DPCP121609G	28, 32
DPCP121609G.U	75
DPCP121609T	28, 32
DPCP121609T.U	75
DPCP122009G	28, 32
DPCP122009G.U	75
DPCP122009T	28, 32
DPCP122009T.U	75
DPCP152008G	28, 33
DPCP152008G.U	75
DPCP152008T	28, 33
DPCP152008T.U	75
DPCP162409G	28, 33
DPCP162409G.U	75
DPCP162409T	28, 33
DPCP162409T.U	75
DPCP162412G	28, 33
DPCP162412G.U	75
DPCP162412T	28, 33
DPCP162412T.U	75
DPCP233009G	28, 33
DPCP233009G.U	75
DPCP233009T	28, 33
DPCP233009T.U	75
DPCP233011G	28, 33
DPCP233011G.U	75
DPCP233011T	28, 33
DPCP233011T.U	75
DR15.0610	125
DR15.0615	125
DR15.0808H	125
DR15.0808M	80
DR15.0811	80
DR15.0813	125
DR15.0816	80
DR15.0818	125
DR15.0819	80
DR15.0825	125
DR35.12/1636	125
DR35.23/3140	125
DR35.23/3160	125
DR35.1212	80, 125
DR35.1220	80, 125
DR35.1616	80, 125
DR35.1626	80, 125
DR35.1636	80
DR35.1656	80, 125
DR35.2023	125
DR35.2328	125
DR35.2333	125
DR35.2526	80
DR35.2540.41	80
DR3515	110
DR3520	110
DR3520B	92
DR3520D	92
DR3530	110
DR3530B	92
DR3530D	92
DR3540	110
DR3540B	92
DR3540D	92
DR3550	110
DR3550B	92
DR3550D	92
DR3560	110
DR3560B	92
DR3560D	92

DR3580	110
DR3580B	92
DR3580D	92
DR15016.4	29
DR15038.4	29
DR15058.4	29
DR15096.4	29
DR15136.4	29
DR35040.4	19
DR35058.4	29
DR35070.4	19
DR35090.4	19
DR35096.4	29
DR35100B	92
DR35100D	92
DR35136.4	29
DR35140.4	19
DR35150.5	51
DR35160.4	29
DR35176.4	29
DR35215.4	19, 29
DR35240.5	51
DR35250.5	51
DR35275.4	29
DR35340.5	51
DR35350.5	51
DSH11	20
DWP1	136

E

EBP20	92
EBP30	92
EBP40	92
EBP50	92
EBP60	92
EBP80	92
EBP100	92
EBP120	92
ECF1A	92
ECF2A	92
ED10	93
ED10M6	93
EDP20	92
EDP30	92
EDP40	92
EDP50	92
EDP60	92
EDP80	92
EDP100	92
EDP120	92
EDS2	93, 102
EFEF203015A	90, 94
EFEF302015A	90, 94
EFEF303015A	90, 94
EFEF303020A	90, 94
EFEF304020A	90, 94
EFEF403015A	90, 94
EFEF403020A	90, 95
EFEF404020A	90, 95
EFEF404030A	90, 95
EFEF405020A	90, 95
EFEF406020A	90, 95
EFEF406030A	90, 95
EFEF505020A	90, 96
EFEF505030A	90, 96
EFEF506030A	90, 96
EFEF604020A	90, 96
EFEF604030A	90, 96
EFEF606020A	90, 96
EFEF606030A	90, 97
EFEF608020A	90, 97
EFEF608030A	90, 97
EFEF806030A	90, 97
EFEF808020A	90, 98
EFEF808030A	90, 98
EFEF808030DA	90, 99
EFEF1008030A	90, 98
EFEF6010030A	90, 97
EFEF6012030A	90, 97
EFEF8010030A	90, 98
EFEF8010030DA	90, 99

EFEF8012030A	90, 98
EFEF10010030A	90, 98
EFEF10010030DA	90, 99
EFEF10012030A	90, 99
EFEF10012030DA	90, 99
EFFL2.20	93, 110
EFFL2.50	93, 110
EFLM4	93
EG200	93
EH1	93
EKL1	93
EMP23	91
EMP32	91
EMP33	91
EMP34	91
EMP43	91
EMP44	91
EMP45	91
EMP46	91
EMP55	91
EMP56	91
EMP64	91
EMP66	91
EMP68	91
EMP86	91
EMP88	91
EMP108	91
EMP610	91
EMP612	91
EMP810	91
EMP812	91
EMP1010	91
EMP1012	91
EO71.04	102
EO71.05	102
EO71.06	102
EO71.07	102
EO72.07	102
EO72.08	102
EO72.10	102
EO72.11	102
EOFL2.20	102
EOFL2.50	102
EOJ1	101
EOJ192814A	101, 103
EOJ192819A	101, 103
EOK1	101
EOK192414A	101, 103
EOL1	101
EOL242814A	101, 103
EOM1	101
EOM193814A	101, 103
EOM193819A	101, 103
EOO1	101
EOO282814A	101, 104
EOO282819A	101, 104
EOP1	101
EOP283814A	101, 104
EOP283819A	101, 104
EOQ1	101
EOQ3	101
EOQ489625A	101, 106
EOR1	101
EOR383814A	101, 105
EOR383819A	101, 105
EOT1	101
EOT285614A	101, 104
EOT285619A	101, 104
EOU1	101
EOU3	101
EOU385614A	101, 105
EOU385619A	101, 105
EOU385625A	101, 105
EOV1	101
EOV3	101
EOV388419A	101, 105
EOV388425A	101, 106
EOY1	101
EOY484825A	101, 106
EOZ1	101
EOZ3	101
EOZ487625A	101, 106
ERS2015A	91
ERS2015B	91
ERS3015A	91
ERS3015B	91
ERS3020A	91
ERS3021B	91
ERS4015A	91
ERS4015B	91

ERS4020A	91
ERS4021B	91
ERS4030A	91
ERS4031B	91
ERS5020A	91
ERS5021B	91
ERS5030A	91
ERS5031B	91
ERS6020A	91
ERS6021B	91
ERS6030A	91
ERS6031B	91
ERS8020A	91
ERS8021B	91
ERS8030A	91
ERS8031B	91
ERS10030A	91
ERS10031B	91
ESSP203015	90, 94
ESSP302015	90, 94
ESSP303015	90, 94
ESSP303020	90, 94
ESSP304020	90, 94
ESSP403015	90, 94
ESSP403020	90, 95
ESSP404020	90, 95
ESSP404030	90, 95
ESSP405020	90, 95
ESSP406020	90, 95
ESSP406030	90, 95
ESSP505020	90, 96
ESSP505030	90, 96
ESSP506030	90, 96
ESSP604020	90, 96
ESSP604030	90, 96
ESSP606020	90, 96
ESSP606030	90, 97
ESSP608020	90, 97
ESSP608030	90, 97
ESSP806030	90, 97
ESSP808020	90, 98
ESSP808030	90, 98
ESSP808030D	91, 99
ESSP1008030	90, 98
ESSP6010030	90, 97
ESSP6012030	90, 97
ESSP8010030	90, 98
ESSP8010030D	91, 99
ESSP8012030	90, 98
ESSP10010030	91, 98
ESSP10010030D	91, 99
ESSP10012030	91, 99
ESSP10012030D	91, 99
EVF2A	92, 102

F

F1G	134, 58
F1PA25	134, 58
F15S20	134, 58
F2C50E	134, 58
F2CE.1	134, 58
F2CE.1T	135
F2G	134, 58
F2GSS20T	135
F2PA30	134, 58
F2SS20	134, 58
F2SS20L	134, 58
F1151	133, 57
F1155	133, 57
F1156	133, 57
F1165	133, 57
F1166	133, 57
F1167	133, 57
F1201	133, 57
F2157	133, 57
F2158	133, 57
F2159	133, 57
F2160	133, 57
F2161	133, 57
F2162	133, 57
F2163	133, 57
F2168	133, 57
F2169	133, 57
F2170	133, 57
F2171	133, 57
F2172	133, 57
F2202	133, 57
F2202KIT	135
F2203	133, 57

F2204	133, 57
F2251	133, 57
F2252	133, 57
F2253	133, 57
F2254	133, 57
F2255	133, 57
F2256	133, 57
F2257	133, 57
FFUF1A	110
FFL1	110, 117
FFL2	110, 117
FFUF301512A	109, 114
FFUF302012A	109, 115
FFUF303012A	109, 115
FFUF402012A	109, 115
FFUF403012A	109, 115
FFUF404012A	109, 116
FFUF502012A	109, 116
FFUF503012A	109, 116
FFUF602012A	109, 116
FFUF603012A	109, 117
FFUF604012A	109, 117
FFUF802012A	109, 117
FFUF804012A	109, 117
FFUP151508A	108, 111
FFUP151512A	108, 114
FFUP202008A	108, 112
FFUP202012A	108, 114
FFUP301508A	108, 112
FFUP301512A	108, 114
FFUP302008A	108, 112
FFUP302012A	108, 115
FFUP303008A	108, 112
FFUP303012A	108, 115
FFUP402008A	108, 112
FFUP402012A	108, 115
FFUP403008A	108, 112
FFUP403012A	108, 115
FFUP404008A	108, 113
FFUP404012A	108, 116
FFUP502008A	108, 113
FFUP502012A	108, 116
FFUP503008A	108, 113
FFUP503012A	108, 116
FFUP602008A	108, 113
FFUP602012A	108, 116
FFUP603008A	108, 113
FFUP603012A	108, 117
FFUP604008A	108, 113
FFUP604012A	108, 117
FFUP802008A	108, 114
FFUP802012A	108, 117
FFUP804008A	108, 114
FFUP804012A	108, 117
FFUW202012A	109, 114
FFUW302012A	109, 115
FFUW402012A	109, 115
FFUW502012A	109, 116
FFUW602012A	109, 116
FFUW802012A	109, 117
FHI2	110
FMP1515	110
FMP2020	110
FMP3015	110
FMP3020	110
FMP3030	110
FMP4020	110
FMP4030	110
FMP4040	110
FMP5020	110
FMP5030	110
FMP6020	110
FMP6030	110
FMP6040	110
FMP8020	110
FMP8040	110
FSPB101009	109, 111
FSPB161009	109, 111
FSPB221009	109, 111
FSPB281009	109, 111
FSUP151508	108, 111
FSUP151512	108, 114
FSUP202008	108, 112
FSUP202012	108, 114
FSUP301508	108, 112
FSUP301512	108, 114
FSUP302008	108, 112
FSUP302012	108, 115
FSUP303008	108, 112
FSUP303012	108, 115

FSUP402008	108, 112
FSUP402012	108, 115
FSUP403008	108, 112
FSUP403012	108, 115
FSUP404008	108, 113
FSUP404012	108, 116
FSUP502008	108, 113
FSUP502012	108, 116
FSUP503008	108, 113
FSUP503012	108, 116
FSUP602008	108, 113
FSUP602012	108, 116
FSUP603008	108, 113
FSUP603012	108, 117
FSUP604008	108, 113
FSUP604012	108, 117
FSUP802008	108, 114
FSUP802012	108, 117
FSUP804008	108, 114
FSUP804012	108, 117

G

GPCM090905G	66
-------------	----

H

HALP050503	125, 127
HALP060604	125, 127
HALP061004	125, 127
HALP061504	125, 127
HALP080806	125, 127
HALP081306	125, 127
HALP081313	125, 128
HALP081806	125, 128
HALP082506	125, 128
HALP121208	125, 128
HALP121209	125, 128
HALP122208	125, 128
HALP122009	125, 129
HALP123608	125, 129
HALP161609	125, 129
HALP162609	125, 129
HALP163609	125, 129
HALP165609	125, 129
HALP202311	125, 130
HALP202318	125, 130
HALP232811	125, 130
HALP233311	125, 130
HALP233318	125, 130
HALP234011	125, 130
HALP236011	125, 131
HALP314011	125, 131
HALP314018	125, 131
HALP316011	125, 131
HALP316018	125, 131
HMFL4	80, 126
HMH12	80, 126
HMP0808B	125
HMP0813B	125
HMP0818B	125
HMP1212B	125
HMP1222B	125
HMP1236B	125
HMP1616B	125
HMP1626B	125
HMP1636B	125
HMP1656B	125
HMP2023B	125
HMP2328B	125
HMP2333B	125
HMP2340B	125
HMP2360B	125
HMP3140B	125
HMP3160B	125

K

KG80	54
KG81	54
KG82	54
KG83	54
KG84	54
KG85	54
KG86	54
KG87	54
KGH1.05	54
KGH1.10	54
KJ8.13	54
KJ8.14	54

KJ8.23	54
KJ8.24	54
KN15.315	68, 62
KN15.423	62
KN16.330	68, 62
KN16.436	62
KN17.332	68, 62
KN17.436	62
KOT20228	51
KT24.07	137
KT24.07/BLACK	137
KT24.09	137
KT24.09/BLACK	137
KT24.11	137
KT24.11/BLACK	137
KT24.13	137
KT24.13/BLACK	137
KT24.16	137
KT24.16/BLACK	137
KT24.21	137
KT24.21/BLACK	137
KT24.29	137
KT24.29/BLACK	137
KT24.36	137
KT24.36/BLACK	137
KT24.42	137
KT24.42/BLACK	137
KT24.48	137
KT24.48/BLACK	137
KTM1.1	135
KTM2.1	135
KTM3.1	135
KTM12.12	139
KTM12.16	139
KTM12.20	139
KTM12.25	139
KTM12.32	139
KTM12.40	139
KTM12.50	139
KTM12.6332	139
KTM24.12	136
KTM24.16	136
KTM24.16L	136
KTM24.20	136
KTM24.20L	136
KTM24.25	136
KTM24.25L	136
KTM24.32	136
KTM24.40	136
KTM24.50	136
KTM24.63	136
KWHP3040	51
KWHP3060	51
KWHP4040	51
KWHP4060	51
KY1.20	141
KY2.15	141
KY3	141
KY3.10	141
KY4	141
KY6	68, 51, 141

M

MGRP080806	80, 81
MGRP081106	80, 81
MGRP081606	80, 81
MGRP081906	80, 81
MGRP121209	80, 81
MGRP122209	80, 81
MGRP161609	80, 82
MGRP162609	80, 82
MGRP163609	80, 82
MGRP165609	80, 82
MGRP252612	80, 82
MGRP254012	80, 82
MGRP404112	80, 83
MMP0808B	80
MMP0811B	80
MMP0816B	80
MMP0819B	80
MMP1212B	80
MMP1222B	80
MMP1616B	80
MMP1626B	80
MMP1636B	80
MMP1656B	80
MMP2526B	80
MMP2540B	80
MMP4041B	80

N

NFL1	86
NGRMP2530	85
NGRMP3040	85
NGRMP4040	85
NGRMP4050	85
NGRMP4060	85
NGRMP5060	85
NGRMP6080	85
NGRP253014	85, 86
NGRP304020	85, 86
NGRP304020P3SH	85, 86
NGRP404020	85, 87
NGRP404020P3SH	85, 87
NGRP405020	85, 87
NGRP405020P3SH	85, 87
NGRP406023	85, 87
NGRP406023P3SH	85, 87
NGRP506023	85, 87
NGRP506023P3SH	85, 87
NGRP608030	85, 87
NGRP608030P3SH	85, 87
NGRW253014	85, 86
NGRW304020	85, 86
NGRW404020	85, 87
NGRW405020	85, 87
NGRW406023	85, 87
NGRW506023	85, 87
NGRW608030	85, 87
NID3040	86
NID4040	86
NID4050	86
NID4060	86
NID5060	86
NID6080	86
NKL1	86
NMC3040.24	86
NMC4040.36	86
NMC4050.54	86
NMC4060.54	86
NMC5060.69	86
NMC6080.116	86
NMP2530	85
NMP3040	85
NMP4040	85
NMP4050	85
NMP4060	85
NMP5060	85
NMP6080	85
NPD3041	86

O

OABG202003L	51
OABG203003L	51
OABG204003L	51
OABG303003L	51
OABG304003L	51
OABG306003L	51
OABG404003L	51
OABG406003L	51
OABP202010B	50
OABP202013G	35, 37
OABP202013T	35, 37
OABP202018G	35, 37
OABP202018T	35, 37
OABP203010B	50
OABP203013G	35, 37
OABP203013T	35, 37
OABP203018G	35, 37
OABP203018T	35, 37
OABP204010B	50
OABP204013G	35, 37
OABP204013T	35, 37
OABP204018G	35, 37
OABP204018T	35, 37
OABP303010B	50
OABP303013G	35, 38
OABP303013T	35, 38
OABP303018G	35, 38
OABP303018T	35, 38
OABP304010B	50
OABP304013G	35, 38
OABP304013T	35, 38
OABP304018G	35, 38
OABP304018T	35, 38
OABP306010B	50
OABP306013G	35, 38
OABP306013T	35, 38

OABP306018G	35, 38
OABP306018T	35, 38
OABP404010B	50
OABP404013G	35, 39
OABP404013T	35, 39
OABP404018G	35, 39
OABP404018T	35, 39
OABP406010B	50
OABP406013G	35, 39
OABP406013T	35, 39
OABP406018G	35, 39
OABP406018T	35, 39
OBI1	56
OBI1.04	56
OBS15	56
OBS15.04	56
OBS20	56
OBS20.04	56
OBS30	56
OBS30.04	56
OCP1	56
OCS22.46	56
OEL1	56
OELA1.04	56
OES1	56
OESA1.04	56
OESA1.06	56
OFL1	56
OFF22	53
OFF22.125.1	52
OFF22A	53
OFF22A114	52
OFF22A132	52
OFF23	53
OFF23.125.2	52
OFF23A	53
OFF23A214	52
OFF23A232	52
OFF24	53
OFF24.125.2	52
OFF24.125.3	52
OFF24A	53
OFF24A214	52
OFF24A232	52
OFF24A314	52
OFF24A332	52
OFF32.125.1	52
OFF32A114	52
OFF32A132	52
OFF33	53
OFF33.125.1	52
OFF33.125.2	52
OFF33A	53
OFF33A114	52
OFF33A132	52
OFF33A214	52
OFF33A232	52
OFF34	53
OFF34.125.2	52
OFF34.125.3	52
OFF34A	53
OFF34A214	52
OFF34A232	52
OFF34A314	52
OFF34A332	52
OFF36	53
OFF36.125.4	52
OFF36.150.3	52
OFF36A	53
OFF36A414	52
OFF36A432	52
OFF36B314	52
OFF36B332	52
OFF42.125.1	52
OFF42A114	52
OFF42A132	52
OFF43.125.1	52
OFF43.125.2	52
OFF43A114	52
OFF43A132	52
OFF43A214	52
OFF43A232	52
OFF44	53
OFF44.125.1	52
OFF44.125.2	52
OFF44.125.3	52
OFF44A	53
OFF44A114	52
OFF44A132	52
OFF44A214	52

OFF44A232	52
OFF44A314	52
OFF44A332	52
OFF46	53
OFF46.125.4	52
OFF46.150.3	52
OFF46A	53
OFF46A414	52
OFF46A432	52
OFF46B314	52
OFF46B332	52
OHFP22	53
OHFP22A	53
OHFP23	53
OHFP23A	53
OHFP24	53
OHFP24A	53
OHFP32	53
OHFP32A	53
OHFP33	53
OHFP33A	53
OHFP34	53
OHFP34A	53
OHFP36	53
OHFP36A	53
OHFP42	53
OHFP42A	53
OHFP43	53
OHFP43A	53
OHFP44	53
OHFP44A	53
OHFP46	53
OHFP46A	53
OHFP63	53
OHFP63A	53
OHFP64	53
OHFP64A	53
OH1	56
OHICP1	56
OLS32	55
OLS42	55
OLSA42.04	55
OLSA42.06	55
OLS42N	55
OLSA42.4	55
OLSA42.6	55
OLSH1	55
OLSH1.2	135
OLT42	55
OLT42KEY	55, 93
OLTA42.4	55
OLTA42.6	55
OLTA42.04	55
OLTA42.06	55
OLTA42.041	55
OLW55	55
OLWA55.4	55
OLWA55.6	55
OLWA55.04	55
OLWA55.06	55
OLWH1	55
OMP2020	51
OMP2030	51
OMP2040	51
OMP3030	51
OMP3040	51
OMP3060	51
OMP4040	51
OMP4060	51
OMS1	56
OPCG33.125.1D5	51
OPCG33.125.1D5C	51
OPCG33CS	51
OPCG33OS	51
OPCG34.125.2D5	51
OPCG34.125.2D5C	51
OPCG34CS	51
OPCG34OS	51
OPCG36.150.3D5	51
OPCG36.150.3D5C	51
OPCG36CS	51
OPCG36KWH	51
OPCG36OS	51
OPCG202003L	50
OPCG203003L	50
OPCG204003L	50
OPCG303003L	50
OPCG304003L	50
OPCG306003L	50
OPCG404003L	50

OPCG406003L	50	OPCP404013G	35, 39	PHFP36	61	PMR1219.2520	138
OPCM303010B	50	OPCP404013G.U	76	PHFP36A	62	PMR1219.3216	138
OPCM303013G	36, 38	OPCP404013T	35, 39	PHFP43	61	PMR1219.3220	138
OPCM303013G.U	76	OPCP404013T.U	76	PHFP43A	62	PMR1219.3225	138
OPCM303013T	36, 38	OPCP404018G	35, 39	PHFP46	61	PMR1219.4020	138
OPCM303013T.U	76	OPCP404018G.U	76	PHFP46A	62	PMR1219.4025	138
OPCM303018G	36, 38	OPCP404018T	35, 39	PHFP63	61	PMR1219.4032	138
OPCM303018G.U	76	OPCP404018T.U	76	PHFP63A	62	PMR1219.5025	138
OPCM303018T	36, 38	OPCP406006E	50	PHFP64	61	PMR1219.5032	138
OPCM303018T.U	76	OPCP406010B	50	PHFP64A	62	PMR1219.5040	138
OPCM304010B	50	OPCP406013G	35, 39	PHI1	63	PMR1219.6332	138
OPCM304013G	36, 38	OPCP406013G.U	76	PK69	63	PMR1219.6340	138
OPCM304013G.U	76	OPCP406013T	35, 39	PK69T	63	PMR1219.6350	138
OPCM304013T	36, 38	OPCP406013T.U	76	PKOP3.1	62	PMR1220.1216	138
OPCM304013T.U	76	OPCP406018G	35, 39	PKOP4.1	62	PMR1220.1620	138
OPCM304018G	36, 38	OPCP406018G.U	76	PLE152	141	PMR1220.2025	138
OPCM304018G.U	76	OPCP406018T	35, 39	PLS63	55	PMR1220.2532	138
OPCM304018T	36, 38	OPCP406018T.U	76	PMB15	137	PMR1220.3240	138
OPCM304018T.U	76	OPCT202003L	50	PMB1515	137	PMR1221.1209	138
OPCM306010B	50	OPCT203003L	50	PMB20	137	PMR1221.1609	138
OPCM306013G	36, 38	OPCT204003L	50	PMB2020	137	PMR1221.2011	138
OPCM306013G.U	76	OPCT303003L	50	PMB25	137	PMR1221.2013	138
OPCM306013T	36, 38	OPCT304003L	50	PMB30	137	PMR1221.2516	138
OPCM306013T.U	76	OPCT306003L	50	PMB40	137	PMR1221.2521	138
OPCM306018G	36, 38	OPCT404003L	50	PMB50	137	PMR1221.3229	138
OPCM306018G.U	76	OPCT406003L	50	PMB60	137	PMR1221.4029	138
OPCM306018T	36, 38	OTS1	56	PME1	141	PMR1221.5036	138
OPCM306018T.U	76	OTSA1.04	56	PMP3.1	62	PMR1221.5042	138
OPCP202006E	50			PMP4.1	62	PMR1221.6348	138
OPCP202010B	50	P		PMR30	141	PMR1387	54, 141
OPCP202013G	35, 37	PBB1	60	PMR54.20	141	PMR1857	134, 58
OPCP202013G.U	76	PBB2	60	PMR70.25	141	PMR1858	134, 58
OPCP202013T	35, 37	PBLP1849	60	PMR70.32	141	POT1	63
OPCP202013T.U	76	PCC1843	60	PMR70.1612	141	PPCF303010B4	60, 64
OPCP202018G	35, 37	PCC1844	60	PMR70.2012	141	PPCF304010B4	60, 64
OPCP202018G.U	76	PCE3	63	PMR331	134	PPCF306010B6	60, 64
OPCP202018T	35, 37	PCE3.2	63	PMR439.111	138	PPH787	54
OPCP202018T.U	76	PCE4	63	PMR439.131	138	PPH789	54
OPCP203006E	50	PCE4.2	63	PMR439.161	138	PRC1846	60
OPCP203010B	50	PCP3	62	PMR439.162	138	PRD1847	60
OPCP203013G	35, 37	PCP4	62	PMR439.211	138	PRE2.14	53
OPCP203013G.U	76	PCSC3	60	PMR439.212	138	PRE2.32	53
OPCP203013T	35, 37	PCSD4	60	PMR439.291	138	PRE3.14	53
OPCP203013T.U	76	PEE6	62	PMR439.292	138	PRE3.32	53
OPCP203018G	35, 37	PEE7	62	PMR440.094	138	PRE4.14	53
OPCP203018G.U	76	PEM222	68, 51	PMR440.114	138	PRE4.32	53
OPCP203018T	35, 37	PFP33	61	PMR440.134	138	PRE75.14	53
OPCP203018T.U	76	PFP33.125.1	61	PMR440.164	138	PRE75.32	53
OPCP204006E	50	PFP33.125.2	61	PMR440.214	138	PSF1.1	60
OPCP204010B	50	PFP33A	61	PMR440.294	138	PSFS3	62
OPCP204013G	35, 37	PFP33A114	61	PMR442.07	137	PSFS4	62
OPCP204013G.U	76	PFP33A132	61	PMR442.09	137	PSFSC3.50	63
OPCP204013T	35, 37	PFP33A214	61	PMR442.11	137	PSK36.025	136
OPCP204013T.U	76	PFP33A232	61	PMR442.13	137	PSK36.050	136
OPCP204018G	35, 37	PFP34	61	PMR442.16	137	PSK36.085	136
OPCP204018G.U	76	PFP34.125.3	61	PMR442.21	137	PSK36.100	136
OPCP204018T	35, 37	PFP34.150.2	61	PMR442.29	137	PSK36.120	136
OPCP204018T.U	76	PFP34A314	61	PMR442.36	137	PSK36.150	136
OPCP303006E	50	PFP34A332	61	PMR444.07	137	PSK36.200	136
OPCP303010B	50	PFP34B214	61	PMR444.09	137	PSK36.250	136
OPCP303013G	35, 38	PFP34B232	61	PMR444.11	137	PSK36.300	136
OPCP303013G.U	76	PFP36	61	PMR444.13	137	PSK36.350	136
OPCP303013T	35, 38	PFP36.125.4	61	PMR444.16	137	PSK36.400	136
OPCP303013T.U	76	PFP36.150.3	61	PMR444.21	137	PSK36.450	136
OPCP303018G	35, 38	PFP36A414	61	PMR444.29	137	PSK36.500	136
OPCP303018G.U	76	PFP36A432	61	PMR444.36	137	PTK4.50	54
OPCP303018T	35, 38	PFP36B314	61	PMR444.42	137	PTK11	141
OPCP303018T.U	76	PFP36B332	61	PMR444.48	137	PTK13	141
OPCP304006E	50	PFP43.125.1	61	PMR1217.12	137	PTK14	141
OPCP304010B	50	PFP43.125.2	61	PMR1217.16	137	PTK16.12	139
OPCP304013G	35, 38, 76	PFP43A	61	PMR1217.20	137	PTK16.16	139
OPCP304013G.U	76	PFP43A114	61	PMR1217.25	137	PTK16.20	139
OPCP304013T	35, 38, 76	PFP43A132	61	PMR1217.32	137	PTK16.25	139
OPCP304013T.U	76	PFP43A214	61	PMR1217.40	137	PTK16.32	139
OPCP304018G	35, 38	PFP43A232	61	PMR1217.50	137	PTK16.40	139
OPCP304018G.U	76	PFP46	61	PMR1217.63	137	PTK16.50	139
OPCP304018T	35, 38	PFP46.125.4	61	PMR1218.12	137	PTK16.63	139
OPCP304018T.U	76	PFP46.150.3	61	PMR1218.16	137	PTK17.12	139
OPCP306006E	50	PFP46A414	61	PMR1218.20	137	PTK17.16	139
OPCP306010B	50	PFP46A432	61	PMR1218.25	137	PTK17.20	139
OPCP306013G	35, 38	PFP46B314	61	PMR1218.32	137	PTK17.25	139
OPCP306013G.U	76	PFP46B332	61	PMR1218.40	137	PTK17.32	139
OPCP306013T	35, 38	PFP63A	61	PMR1218.50	137	PTK17.40	139
OPCP306013T.U	76	PFP64A	61	PMR1218.63	137	PTK17.50	139
OPCP306018G	35, 38	PFPL1848	63	PMR1219.1612	138	PTK17.63	139
OPCP306018G.U	76	PHFP33	61	PMR1219.2012	138	PTK18.1612	140
OPCP306018T	35, 38	PHFP33A	62	PMR1219.2016	138	PTK18.2012	140
OPCP306018T.U	76	PHFP34	61	PMR1219.2512	138	PTK18.2016	140
OPCP404006E	50	PHFP34A	62	PMR1219.2516	138	PTK18.2516	140
OPCP404010B	50						

PTK18.2520	140	SABP131805LT	17, 24	SPCK131806G	18, 24	SPCM131808T	18, 24
PTK18.3220	140	SABP131806G	17, 24	SPCK131806G.U	74	SPCM131808T.U	73
PTK18.3225	140	SABP131806T	17, 24	SPCK131806T	19, 24	SPCM131810G	18, 25
PTK18.4025	140	SABP131808G	17, 24	SPCK131806T.U	74	SPCM131810G.U	73
PTK18.4032	140	SABP131808LG	17, 24	SPCK131808G	18, 24	SPCM131810T	18, 25
PTK18.5032	140	SABP131808LT	17, 24	SPCK131808G.U	74	SPCM131810T.U	73
PTK18.5040	140	SABP131808T	17, 24	SPCK131808T	19, 24	SPCM131813G	18, 25
PTK18.6340	140	SABP131810G	17, 25	SPCK131808T.U	74	SPCM131813G.U	73
PTK18.6350	140	SABP131810LG	17, 24	SPCK131810G	18, 25	SPCM131813T	18, 25
PTK19.1216	140	SABP131810LT	17, 24	SPCK131810G.U	74	SPCM131813T.U	73
PTK19.1620	140	SABP131810T	17, 25	SPCK131810T	19, 25	SPCM131815G	18, 25
PTK19.2025	140	SABP131813G	17, 25	SPCK131810T.U	74	SPCM131815G.U	73
PTK19.2532	140	SABP131813LG	17, 25	SPCK131813G	18, 25	SPCM131815T	18, 25
PTK19.3240	140	SABP131813LT	17, 25	SPCK131813G.U	74	SPCM131815T.U	73
PTK19.4050	140	SABP131813T	17, 25	SPCK131813T	19, 25	SPCM132513G	18, 25
PTK19.5063	140	SABP131815G	17, 25	SPCK131813T.U	74	SPCM132513G.U	73
PTK21.1209	140	SABP131815T	17, 25	SPCK131815G	18, 25	SPCM132513T	18, 25
PTK21.1611	140	SABP132513G	17, 25	SPCK131815G.U	74	SPCM132513T.U	73
PTK21.2016	140	SABP132513T	17, 25	SPCK131815T	19, 25	SPCM181808G	18, 25
PTK21.2521	140	SABP181808G	17, 25	SPCK131815T.U	74	SPCM181808G.U	73
PTK21.3229	140	SABP181808T	17, 25	SPCK181808G	18, 25	SPCM181808T	18, 25
PTK21.4036	140	SABP181810G	17, 26	SPCK181808G.U	74	SPCM181808T.U	73
PTK21.5042	140	SABP181810T	17, 26	SPCK181808T	19, 25	SPCM181810G	18, 26
PTK21.5048	140	SABP181813G	17, 26	SPCK181808T.U	74	SPCM181810G.U	73
PVR1.1	60	SABP181813T	17, 26	SPCK181810G	18, 26	SPCM181810T	18, 26
		SABP181815G	17, 26	SPCK181810G.U	74	SPCM181810T.U	73
		SABP181815T	17, 26	SPCK181810T	19, 26	SPCM181813G	18, 26
		SABP182508G	17, 26	SPCK181810T.U	74	SPCM181813G.U	73
		SABP182508T	17, 26	SPCK181813G	18, 26	SPCM181813T	18, 26
		SABP182510G	17, 26	SPCK181813G.U	74	SPCM181813T.U	73
		SABP182510T	17, 26	SPCK181813T	19, 26	SPCM181815G	18, 26
		SABP182515G	17, 26	SPCK181813T.U	74	SPCM181815G.U	73
		SABP182515T	17, 26	SPCK181815G	18, 26	SPCM181815T	18, 26
		SB11	20	SPCK181815G.U	74	SPCM181815T.U	73
		SBIA1.04	20	SPCK181815T	19, 26	SPCM182508G	18, 26
		SBS40	20	SPCK181815T.U	74	SPCM182508G.U	73
		SCPO8	20	SPCK182508G	19, 26	SPCM182508T	18, 26
		SCP10	20	SPCK182508G.U	74	SPCM182508T.U	73
		SCP1315	20	SPCK182508T	19, 26	SPCM182510G	18, 26
		SET5-7H	140	SPCK182508T.U	74	SPCM182510G.U	73
		SET7-10H	140	SPCK182510G	19, 26	SPCM182510T	18, 26
		SET10-14H	140	SPCK182510G.U	74	SPCM182510T.U	73
		SET14-20H	140	SPCK182510T	19, 26	SPCM182515G	18, 26
		SET20-26H	140	SPCK182510T.U	74	SPCM182515G.U	73
		SET26-32H	140	SPCK182515G	19, 26	SPCM182515T	18, 26
		SFL1	20	SPCK182515G.U	74	SPCM182515T.U	73
		SLS35	20	SPCK182515T	19, 26	SPCP081304LG	16, 21
		SLS60	20	SPCK182515T.U	74	SPCP081304LT	16, 21
		SLSA23.04	20	SPCM081306G	18, 21	SPCP081304LT.U	72
		SLSA35.04	20	SPCM081306G.U	73	SPCP081305LG	16, 21
		SLSA60.04	20	SPCM081306T	18, 21	SPCP081305LG.U	72
		SLW1	20	SPCM081306T.U	73	SPCP081305LT	16, 21
		SMP0813	19	SPCM081306T.U	73	SPCP081305LT.U	72
		SMP1313	19	SPCM081308G	18, 21	SPCP081306G	16, 21
		SMP1318	19	SPCM081308G.U	73	SPCP081306G.U	72
		SMP1818	19	SPCM081308T	18, 21	SPCP081306T	16, 21
		SMP1825	19	SPCM081308T.U	73	SPCP081306T.U	72
		SMS1	20	SPCM081310G	18, 22	SPCP081308G	16, 21
		SMS1	20	SPCM081310G.U	73	SPCP081308G.U	72
		SPCK081306G	18, 21	SPCM081310T	18, 22	SPCP081310G	16, 21
		SPCK081306G.U	74	SPCM081310T.U	73	SPCP081310G.U	72
		SPCK081306T	19, 21	SPCM081313G	18, 22	SPCP081310LT	16, 21
		SPCK081306T.U	74	SPCM081313G.U	73	SPCP081310LT.U	72
		SPCK081308G	18, 21	SPCM081313T	18, 22	SPCP081310LT.U	72
		SPCK081308G.U	74	SPCM081313T.U	73	SPCP081310T	16, 21
		SPCK081308T	19, 21	SPCM101006G	18, 22	SPCP081310T.U	72
		SPCK081308T.U	74	SPCM101006G.U	73	SPCP081313G	16, 22
		SPCK081310G	18, 22	SPCM101006T	18, 22	SPCP081313G.U	72
		SPCK081310G.U	74	SPCM101006T.U	73	SPCP081313T	16, 22
		SPCK081310T	19, 22	SPCM131306G	18, 23	SPCP081313T.U	72
		SPCK081310T.U	74	SPCM131306G.U	73	SPCP101004LG	16, 22
		SPCK081313G	18, 22	SPCM131306T	18, 23	SPCP101004LT	16, 22
		SPCK081313G.U	74	SPCM131306T.U	73	SPCP101004LT.U	72
		SPCK081313T	19, 22	SPCM131308G	18, 23	SPCP101006G	16, 22
		SPCK081313T.U	74	SPCM131308G.U	73	SPCP101006G.U	72
		SPCK131306G	18, 23	SPCM131308T	18, 23	SPCP101006T	16, 22
		SPCK131306G.U	74	SPCM131308T.U	73	SPCP101006T.U	72
		SPCK131306T	19, 23	SPCM131310G	18, 23	SPCP131304LG	16, 22
		SPCK131306T.U	74	SPCM131310G.U	73	SPCP131304LT	16, 22
		SPCK131308G	18, 23	SPCM131310T	18, 23	SPCP131304LT.U	72
		SPCK131308G.U	74	SPCM131313G	18, 23	SPCP131304LT.U	72
		SPCK131308T	19, 23	SPCM131313G.U	73	SPCP131804LG	17, 24
		SPCK131308T.U	74	SPCM131313T	18, 23	SABP131804LT	17, 24
		SPCK131310G	18, 23	SPCM131313T.U	73	SABP131805LG	17, 24
		SPCK131310G.U	74	SPCM131806G	18, 24		
		SPCK131310T	19, 23	SPCM131806G.U	73		
		SPCK131310T.U	74	SPCM131806T	19, 24		
		SPCK131313G	18, 23	SPCM131806T.U	74		
		SPCK131313G.U	74	SPCM131808G	18, 24		
		SPCK131313T	19, 23	SPCM131808G.U	73		
		SPCK131313T.U	74				
		SPCK131805LT	17, 24				
		SPCK131806G	17, 24				
		SPCK131806T	17, 24				
		SPCK131808G	17, 24				
		SPCK131808LG	17, 24				
		SPCK131808LT	17, 24				
		SPCK131808T	17, 24				
		SPCK131810G	17, 25				
		SPCK131810LG	17, 24				
		SPCK131810LT	17, 24				
		SPCK131810T	17, 25				
		SPCK131813G	17, 25				
		SPCK131813LG	17, 25				
		SPCK131813LT	17, 25				
		SPCK131813T	17, 25				
		SPCK131815G	17, 25				
		SPCK131815T	17, 25				
		SPCK132513G	17, 25				
		SPCK132513T	17, 25				
		SPCK181808G	17, 25				
		SPCK181808T	17, 25				
		SPCK181810G	17, 26				
		SPCK181810T	17, 26				
		SPCK181813G	17, 26				
		SPCK181813T	17, 26				
		SPCK181815G	17, 26				
		SPCK181815T	17, 26				
		SPCK182508G	17, 26				
		SPCK182508T	17, 26				
		SPCK182510G	17, 26				
		SPCK182510T	17, 26				
		SPCK182515G	17, 26				
		SPCK182515T	17, 26				
		SB11	20				
		SBIA1.04	20				
		SBS40	20				
		SCPO8	20				
		SCP10	20				
		SCP1315	20				
		SET5-7H	140				
		SET7-10H	140				
		SET10-14H	140				
		SET14-20H	140				
		SET20-26H	140				
		SET26-32H	140				
		SFL1	20				
		SLS35	20				
		SLS60	20				
		SLSA23.04	20				
		SLSA35.04	20				
		SLSA60.04	20				
		SLW1	20				
		SMP0813	19				
		SMP1313	19				
		SMP1318	19				
		SMP1818	19				
		SMP1825	19				
		SMS1	20				
		SPCK081306G	18, 21				
		SPCK081306G.U	74				
		SPCK081306T	19, 21				
		SPCK081306T.U	74				
		SPCK081308G	18, 21				
		SPCK081308G.U	74				
		SPCK081308T	19, 21				
		SPCK081308T.U	74				
		SPCK081310G	18, 22				
		SPCK081310G.U	74				
		SPCK081310T	19, 22				
		SPCK081310T.U	74				
		SPCK081313G	18, 22				
		SPCK081313G.U	74				
		SPCK081313T	19, 22				
		SPCK081313T.U	74				
		SPCK131306G	18, 23				
		SPCK131306G.U	74				
		SPCK131306T	19, 23				
		SPCK131306T.U	74				
		SPCK131308G	18, 23				
		SPCK131308G.U	74				
		SPCK131308T	19, 23				
		SPCK131308T.U	74				
		SPCK131310G	18, 23				
		SPCK131310G.U	74				
		SPCK131310T	19, 23				
		SPCK131310T.U	74				
		SPCK131313G	18, 23				
		SPCK131313G.U	74				
		SPCK131313T	19, 23				
		SPCK131313T.U	74				
		SPCK131805LT					

SPCP131305LG	16, 22
SPCP131305LG.U	72
SPCP131305LT	16, 22
SPCP131305LT.U	72
SPCP131306G	16, 23
SPCP131306G.U	72
SPCP131306T	16, 23
SPCP131306T.U	72
SPCP131308G	16, 23
SPCP131308G.U	72
SPCP131308LG	16, 23
SPCP131308LG.U	72
SPCP131308LT	16, 23
SPCP131308LT.U	72
SPCP131308T	16, 23
SPCP131308T.U	72
SPCP131310G	16, 23
SPCP131310G.U	72
SPCP131310LG	16, 23
SPCP131310LG.U	72
SPCP131310LT	16, 23
SPCP131310LT.U	72
SPCP131310T	16, 23
SPCP131310T.U	72
SPCP131313G	16, 23
SPCP131313G.U	72
SPCP131313T	16, 23
SPCP131313T.U	72
SPCP131804LG	16, 24
SPCP131804LG.U	72
SPCP131804LT	16, 24
SPCP131804LT.U	72
SPCP131805LG	16, 24
SPCP131805LG.U	72
SPCP131805LT	16, 24
SPCP131805LT.U	72
SPCP131806G	16, 24
SPCP131806G.U	72
SPCP131806T	16, 24
SPCP131806T.U	72
SPCP131808G	16, 24
SPCP131808G.U	72
SPCP131808LG	16, 24
SPCP131808LG.U	72
SPCP131808LT	16, 24
SPCP131808LT.U	72
SPCP131808T	16, 24
SPCP131808T.U	72
SPCP131810G	16, 25
SPCP131810G.U	72
SPCP131810LG	16, 24
SPCP131810LG.U	72
SPCP131810LT	16, 24
SPCP131810LT.U	72
SPCP131810T	16, 25
SPCP131810T.U	72
SPCP131813G	16, 25
SPCP131813G.U	72
SPCP131813LG	16, 25
SPCP131813LG.U	72
SPCP131813LT	16, 25
SPCP131813LT.U	72
SPCP131813T	16, 25
SPCP131813T.U	72
SPCP131815G	16, 25
SPCP131815G.U	72
SPCP131815T	16, 25
SPCP131815T.U	72
SPCP132513G	16, 25
SPCP132513G.U	72
SPCP132513T	16, 25
SPCP132513T.U	72
SPCP181808G	16, 25
SPCP181808G.U	72
SPCP181808T	16, 25
SPCP181808T.U	72
SPCP181810G	16, 26
SPCP181810G.U	72
SPCP181810T	16, 26
SPCP181810T.U	72
SPCP181813G	16, 26
SPCP181813G.U	72
SPCP181813T	16, 26
SPCP181813T.U	72
SPCP181815G	16, 26
SPCP181815G.U	72
SPCP181815T	16, 26
SPCP181815T.U	72
SPCP182508G	16, 26
SPCP182508G.U	72

SPCP182508T	16, 26
SPCP182508T.U	72
SPCP182510G	16, 26
SPCP182510G.U	72
SPCP182510T	16, 26
SPCP182510T.U	72
SPCP182515G	16, 26
SPCP182515G.U	72
SPCP182515T	16, 26
SPCP182515T.U	72
ST80/U	141

V

VDRI18	136
VDRI29	136
VMA2	135
VMA4	135
VMA6	135
VMA8	135
VMA10	135
VMA12	135
VMA1519	135

W

WPCP202013G	46, 47
WPCP202013G.U	78
WPCP202013T	46, 47
WPCP202013T.U	78
WPCP202018G	46, 47
WPCP202018G.U	78
WPCP202018T	46, 47
WPCP202018T.U	78
WPCP203013G	46, 47
WPCP203013G.U	78
WPCP203013T	46, 47
WPCP203013T.U	78
WPCP203018G	46, 47
WPCP203018G.U	78
WPCP203018T	46, 47
WPCP203018T.U	78
WPCP204013G	46, 47
WPCP204013G.U	78
WPCP204013T	46, 47
WPCP204013T.U	78
WPCP204018G	46, 47
WPCP204018G.U	78
WPCP204018T	46, 47
WPCP204018T.U	78
WPCP303013G	46, 48
WPCP303013G.U	78
WPCP303013T	46, 48
WPCP303013T.U	78
WPCP303018G	46, 48
WPCP303018G.U	78
WPCP303018T	46, 48
WPCP303018T.U	78
WPCP304013G	46, 48
WPCP304013G.U	78
WPCP304013T	46, 48
WPCP304013T.U	78
WPCP304018G	46, 48
WPCP304018G.U	78
WPCP304018T	46, 48
WPCP304018T.U	78
WPCP306013G	46, 48
WPCP306013G.U	78
WPCP306013T	46, 48
WPCP306013T.U	78
WPCP306018G	46, 48
WPCP306018G.U	78
WPCP306018T	46, 48
WPCP306018T.U	78
WPCP404013G	46, 49
WPCP404013G.U	78
WPCP404013T	46, 49
WPCP404013T.U	78
WPCP404018G	46, 49
WPCP404018G.U	78
WPCP404018T	46, 49
WPCP404018T.U	78
WPCP406013G	46, 49
WPCP406013G.U	78
WPCP406013T	46, 49
WPCP406013T.U	78
WPCP406018G	46, 49
WPCP406018G.U	78
WPCP406018T	46, 49
WPCP406018T.U	78

WQL1.1	56
--------	----

X

X1ANP151509	120, 121
X1ANP152010	120, 121
X1ANP202010	120, 121
X1ANP203012	120, 121
X1ANP204015	120, 121
X1ANP303015	120, 121
X1ANP403015	120, 122
X1ANP404020	120, 122
X1ANP406020	120, 123
X1ANP508020	120, 123
X1FEP151509	120, 121
X1FEP152010	120, 121
X1FEP202010	120, 121
X1FEP203012	120, 121
X1FEP204015	120, 121
X1FEP303015	120, 121
X1FEP403015	120, 122
X1FEP404020	120, 122
X1FEP406020	120, 123
X1FEP508020	120, 123
X2ANP403015G1	120, 122
X2ANP403015G2	120, 122
X2ANP404020G1	120, 122
X2ANP404020G2	120, 122
X2ANP406020G1	120, 123
X2ANP406020G2	120, 123
X2ANP508020G1	120, 123
X2ANP508020G2	120, 123
X2FEP403015G1	120, 122
X2FEP403015G2	120, 122
X2FEP404020G1	120, 122
X2FEP404020G2	120, 122
X2FEP406020G1	120, 123
X2FEP406020G2	120, 123
X2FEP508020G1	120, 123
X2FEP508020G2	120, 123

Legal notice

The information in this brochure is to the best of Ensto's knowledge and belief correct and reliable. We reserve the right to make changes in the specifications, materials and production methods without further notice. Be aware of that you have to evaluate independently the suitability of each product for the intended application. Ensto does not give any assurance of any particular quality or performance. Our responsibilities for the products are set forth in the "Orgalime S 2000 General Conditions for the Supply of Mechanical, Electrical and Electronic Products". The products shall be installed only by a competent person having nationally required knowledge. Ensto is not responsible for its distributors or for any misuse, incorrect installation or ignored national safety or other national provisions.

Copyright Ensto Oy 2012, Ensto™



Saves Your Energy

Ensto Finland Oy
Ensio Miettisen Katu 2, P.O. Box 77
FIN-06101 Porvoo, Finland
industrial.solutions@ensto.com
www.ensto.com