

# WireNET®

Commercial Grade  
for Networking Solutions



**Be certain.  
Belden.**

Our End-to-End Expertise.  
Your End-to-End Solution.



Belden has the end-to-end system connectivity solution to meet your current networking challenges while providing the bandwidth and scalability for the needs of the future.

**Be certain.  
Belden.**



# TABLE OF CONTENTS

<b>04</b>	<b>WireNET® Structured Cabling Solutions</b>	
	Markets	4
	Applications	5
	Solutions	6-7
<b>08</b>	<b>WireNET® Copper Solutions</b>	
	Cables - UTP	9
	Cables - Shielded	10
	Patch Cords - UTP/STP	11
	Jacks - UTP/STP	12
	Panel and Faceplate - UTP/STP	13
	EPN	14
<b>16</b>	<b>WireNET® Fiber Solutions</b>	
	FX@EASE Patch Panel System	17
	FX@EASE Patch Panel - Pigtails - Patch Cords	18-19
	Fiber Types	20-23
<b>24</b>	<b>WireNET® Infrastructure Solutions</b>	
	Basic Power Distribution Units	25
	E-Series LAN and Wall Mount Cabinets	26-29
	Cable Management Accessories	30-31



# Markets

We are a leading company serving a multitude of industries with a strong focus on selected markets.

## Local Area Networks

Reliable infrastructure solution to support all LAN applications from building entrance to desktop.

The use of multiple infrastructures within the enterprise, comprised of components from any number of infrastructure vendors and installers, adds undue complexity to the buying and specifying process, as well as to the updating and management of the infrastructure.

## Key Markets

- Hospitality
- Education
- Commercial Buildings
- Home Networking

Belden tackles problems by taking a universal approach to the enterprise - resolving every signal transmission need with IP- and legacy-based solutions that enable copper connectivity solutions for a diverse set of markets.



# Applications

Industry's Most Extensive Enterprise Connectivity Portfolio.

## Infrastructure Solutions

- LAN Racks and Enclosures
- Basic Rack Power Distribution
- Cable Management Accessories



## Copper Cable and Connectivity

- Category systems for LAN



## Fiber Cable and Connectivity

- Backbone, campus, in-building fiber



# Solutions

## Support and Warranties

All Belden Systems are backed by technical support and a commitment to delivering reliable transmission solutions. Belden backs certified systems with two unique best-in-class warranties for complete peace of mind a 20-Year System Warranty.

From the date of installation, the 20-Year Warranty warrants against defects in materials and guarantees to meet all applicable standards.

Belden warrants that each certified System will deliver its specified throughput rate and minimum bandwidth capabilities and be capable of operating the applications that the system was originally designed to support, as well as any new applications, for the warranted lifetime of the installed system.

## WireNET® Networking Solutions

System Standard	Cable Standard	Ethernet Network				Multimedia	Power	Temp.	Noise Immunity	Deployment
1800 500MHz	Cat7A-S 1000MHz	1G	2.5G	5G	10G	HDBaseT 2.0	60W	60°C	0.3	Meet TIA Category 6A STP office cabling system
1800 500MHz	Cat7-S 600MHz	1G	2.5G	5G	10G	HDBaseT 2.0	60W	60°C	0.3	Meet TIA Category 6A STP office cabling system
2200 500MHz	Cat6A-S 500MHz	1G	2.5G	5G	10G	HDBaseT 2.0	60W	60°C	0.3	Meet TIA Category 6A STP office cabling system
2300 500MHz	Cat6A-U 500MHz	1G	2.5G	5G	10G	HDBaseT 2.0	60W	60°C	0.3	Meet TIA Category 6A UTP office cabling system
7800 250MHz	Cat6-S 250MHz	1G	2.5G	5G			45W	60°C	0.5	Meet TIA Category 6 STP office cabling system
7900 250MHz	Cat6-U 250MHz	1G	2.5G	5G			45W	60°C	0.5	Meet TIA Category 6 UTP office cabling system
1600 100MHz	Cat5E-S 100MHz	1G	2.5G				30W	60°C	1.0	Meet TIA Category 5E STP office cabling system
1500 100MHz	Cat5E-U 100MHz	1G	2.5G				30W	60°C	1.0	Meet TIA Category 5E UTP office cabling system

## WIRENET® Connectivity Solution

Application	LAN							
Category	C5E UTP	C5E F/UTP	C6 UTP	C6 F/UTP	C6A UTP	C6A S/FTP	C7 S/FTP	C7A S/FTP
System	1500-series	1600-series	7900-series	7800-series	2300-series	2200-series	1800-series	
TIA/ISO Frequency	100Mhz	100Mhz	250Mhz	250Mhz	500Mhz	500Mhz	500Mhz	500Mhz
Cable Frequency	100Mhz	100Mhz	250Mhz	250Mhz	500Mhz	500Mhz	1000Mhz	1200Mhz
Max. Reach	100m							



**08**

**WireNET® Copper Solutions**

Cables - UTP	9
Cables - Shielded	10
Patch Cords - UTP/STP	11
Jacks - UTP/STP	12
Panel and Faceplate - UTP/STP	13
EPN	14

**Cables – UTP**

**CAT6A UTP Cables**

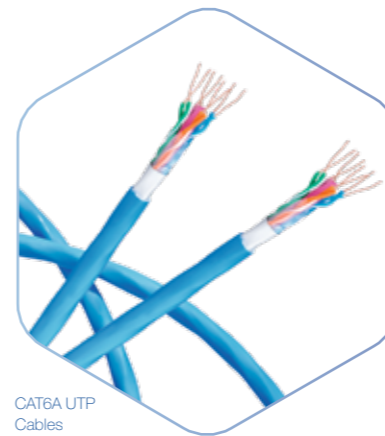
The **2300 series Networking cable** brings a cost-effective Category 6A U/UTP 500 MHz cabling system to the market that doesn't trade performance, design or ease of installation for affordability. Small 7.2 mm diameter reduces weight and space requirements while easy-to-separate pairs reduce installation time by requiring fewer twists. The cabling system helps building owners take advantage of 10 Gb/s speeds in high-density, high-bandwidth applications and devices, including data, voice, surveillance and wireless access points.

**CAT6 UTP Cables**


The **7900 series Networking cable** consists of 4-pair UTP cables that compliant to Category 6 requirements as per ANSI/TIA/EIA-568-C.2. When used as the horizontal cable in the Belden System, the channel provides at least 250 MHz of bandwidth.

**CAT5E UTP Cables**


The **1500 series Networking cable** consists of 4-pair UTP cables that exceed the Category 5e requirements as per ANSI/TIA/EIA-568-C.2 Category 5e standard. When used as the horizontal cable in the Belden System, the channel of 100 MHz bandwidth




CAT6A UTP Cables



CAT6 UTP Cables



CAT5E UTP Cables



## Cables – Shielded

### CAT6A/7/7A Shielded Cables

The 1800 and 2200 series networking cable delivers performance according ANSI/TIA/EIA 568-C.2 Category 6A standard. When used as the horizontal cable within the Belden Shielded System, it provides 500 MHz of proven channel bandwidth and a data rate of 10 Gigabits per second. With a thick, 100% coverage foil shield, your 10 Gb/s of data is protected from harsh EMI environments.

### CAT6 Shielded Cables


The 7800 series networking cable consists of 4-pair F/UTP cables that comply Category 6 requirements as per ANSI/TIA/EIA-568-C.2. When used as the horizontal cable in the Belden Shielded System, the channel provides at least 250 MHz of bandwidth.

The 7800 series F/UTP shielded cable has a thick, 100% coverage foil shield. This shield protects your system from harsh EMI environments improving your data throughput.


### CAT5E Shielded Cables

The 1600 series networking cable consists of 4-pair F/UTP cables that comply Category 5e requirements as per ANSI/TIA/EIA-568-C.2 Category 5e standard. When used as horizontal cable in the Belden Shielded System, the channel provides 100 MHz of bandwidth.

The 1600 series F/UTP shielded cable has a thick, 100% coverage foil shield. This shield protects your system from harsh EMI environments improving your data throughput.



F/UTP Shielded Cable



S/FTP Shielded Cable

## Patch Cords - UTP/STP

### Patch Cords UTP/STP: CAT6A, CAT6 and CAT5E


The Belden CAT6A, CAT6 and CAT5E Series WireNET® patch cords offer the best combination of transmission performance and physical integrity.

The Belden patch cords are 4-pair 26 AWG UTP modular cords designed to be used within the WireNET® System. Belden

has designed the CAT6A Cord based on a patent-pending plug design which allows for very good control of the internal plug NEXT while maintaining the important mechanical characteristics such as flexibility.

- According TIA and ISO transmission and mechanical performance requirements
- Available in C6A, C6 and C5E for end-to-end systems
- C6A Performance characteristics guarantee transmission performance up to 500 MHz
- C6 Performance characteristics guarantee transmission performance up to 250 MHz
- C5E Performance characteristics guarantee transmission performance up to 100 MHz
- WireNET® patch cords are available in colors which match the horizontal cable colors
- 100% factory tested and certified for CAT6A, CAT6 and CAT5E
- Wrap-around label on each cord for easier product identification and length sorting
- Ordering code scheme to customize Patch Cord and Pigtail configurations

With simple planning, easy ordering and rapid delivery, the WireNet® patch cords provides for plug-and-play installation and component reusability, resulting in low installed cost and less waste.



## Jacks - UTP/STP

### Jacks UTP/STP: CAT6A, CAT6 and CAT5E

The WireNET® all Shielded and the C6A Unshielded Jacks are tool-less, offering the highest flexibility for the installer. With small C6/5E Unshielded Jacks we offer a complete solution of punch down connectivity within the WireNET® System.

- According TIA and ISO transmission and mechanical performance requirements
- Available in C6A, C6 and C5E for end-to-end systems
- C6A Performance characteristics guarantee transmission performance up to 500 MHz
- C6 Performance characteristics guarantee transmission performance up to 250 MHz
- C5E Performance characteristics guarantee transmission performance up to 100 MHz
- 100% factory tested and certified for CAT6A, CAT6 and CAT5E



SHIELDED CATEGORY 6A



SHIELDED CATEGORY 6



SHIELDED CATEGORY 5E



UNSHIELDED CATEGORY 6A



UNSHIELDED CATEGORY 6



UNSHIELDED CATEGORY 5E



### Patch Panels and with Keystone Workstation Outlets

The modular jacks can also be mixed and matched with a wide variety of adapters and boxes to suit practically any installation configuration for workstation outlet, consolidation point and telecommunications closet applications.

## Patch Panel and Faceplate UTP/STP

### Patch Panel: CAT6A, CAT6 and CAT5E

The WireNET® Patch Panel is a comprehensive robust all-metal, modular patch panels. The modular Patch Panel is available in 1U, 24-port configuration for universal shielded and unshielded applications.



### Faceplate

Belden's new faceplate (86x86) range WireNET Workstations offer added benefits of installation flexibility, and uniform aesthetics.



### Durability and Reliability

- All Belden faceplates are designed to provide maximum durability, protection and reliable performance.
- They feature a sturdy design for impact resistance, made from the best quality ABS.
- They include a shutter to protect modules from dust and debris and provide optimum performance, density and durability, while inserts and adapters are easily released for further configurations.
- Label windows are situated at the top part of the faceplates, so that the cords do not block the labels.
- This facilitates easy identification, avoiding labels at the bottom where they could not easily be seen after installation.



Cable	Packaging	C5E UTP	C5E F/UTP	C6 UTP	C6 F/UTP	C6A UTP	C6A S/FTP	C7 S/FTP	C7A S/FTP	
B2ca	Box/Reel			7965ELV			2202ELV	1885ELV	1888ELV	
Cca	Box/Reel			7965ELW		2302ELW	2202ELW	1885ELW	1888ELW	
Dca	Box/Reel	1583ELY	1633ELY	7965ELY	7860ONLY		2202ELY	1885ELY	1888ELY	
Eca/IEC-1	Box/Reel	1583ELZ	1633ELZ	7965ELZ	7860NLZ	2302ELZ	2202ELZ	1885ELZ	1888ELZ	
IEC-24/25	Box/Reel			7965ENC			2202ENC	1885ENC	1888ENC	
Jack	QTY	C5E UTP	C5E STP	C6 UTP	C6 STP	C6A UTP	C6A STP			
White	1 EA	CU-JU5EW		CU-JU6EW		CU-JUAEW				
Black	1 EA	CU-JU5BK		CU-JU6BK		CU-JUABK				
Metal	1 EA		CU-JS5ME		CU-JS6ME			CU-JSAME		
Patch cord	Length (m)	C5E UTP	C5E STP	C6 UTP	C6 STP	C6A UTP	C6A STP			
Blue (1m)	1	CU-LPU5BL001M	CU-LPS5BL001M	CU-LPU6BL001M	CU-LPS6BL001M	CU-LPUABL001M	CU-LPSABL001M			
Grey (1m)	1	CU-LPU5GY001M	CU-LPS5GY001M	CU-LPU6GY001M	CU-LPS6GY001M	CU-LPUAGY001M	CU-LPSAGY001M			
Blue (2m)	2	CU-LPU5BL002M	CU-LPS5BL002M	CU-LPU6BL002M	CU-LPS6BL002M	CU-LPUABL002M	CU-LPSABL002M			
Grey (2m)	2	CU-LPU5GY002M	CU-LPS5GY002M	CU-LPU6GY002M	CU-LPS6GY002M	CU-LPUAGY002M	CU-LPSAGY002M			
Blue (3m)	3	CU-LPU5BL003M	CU-LPS5BL003M	CU-LPU6BL003M	CU-LPS6BL003M	CU-LPUABL003M	CU-LPSABL003M			
Grey (3m)	3	CU-LPU5GY003M	CU-LPS5GY003M	CU-LPU6GY003M	CU-LPS6GY003M	CU-LPUAGY003M	CU-LPSAGY003M			
Pigtail 1m	Length (m)	C5E UTP	C5E STP	C6 UTP	C6 STP	C6A UTP	C6A STP			
Blue	1	CU-LTU5BL001M	CU-LTS5BL001M	CU-LTU6BL001M	CU-LTS6BL001M	CU-LTUABL001M	CU-LTSABL001M			
Grey	1	CU-LTU5GY001M	CU-LTS5GY001M	CU-LTU6GY001M	CU-LTS6GY001M	CU-LTUAGY001M	CU-LTSAGY001M			
Patch panel	QTY	UNIVERSAL UTP/STP								
24-port	1 EA	NN-UNIV-E								
Faceplates	QTY	UNIVERSAL UTP/STP								
Single Port	1 EA	AX104441C								
Double Port	1 EA	AX104442C								
Tilted Single Port	1 EA	AX104447C								
Tilted Double Port	1 EA	AX104448C								

Patch cord example: CU-LPUABL001M	Pigtail example: CU-LTSAGY001M	Colors:
CU = Copper	CU = Copper	Black = BK
LP = LSZH Patch Cord	LT = LSZH Pigtail	White = EW
UA = UTP CAT6A	SA = S/FTP CAT6A	Blue = BL
BL = Blue	GY = Grey	Red = RD
001M = 1 meter	001M = 1 meter	Yellow = YL
		Grey = GY
<b>Belden 110 Tool</b>	AX100749	
<b>Outlet Release Tool</b>	AX101185	
<b>Field Mount Parallel Plier</b>	CTPFM01	






**16**

**WireNET® Fiber Solutions**

FX@EASE Patch Panel System 17  
FX@EASE Patch Panel - Pigtails - Patch Cords 18-19  
Fiber Types 20-23



## FX@EASE Patch Panel System

Belden fiber solutions meet or exceed all applicable TIA/EIA, ISO/IEC and IEEE standards and offer:

- High bandwidth and transmission speed
- Support for Gigabit and multi-Gigabit protocols and networked applications
- Reduced design complexities
- Quick installation
- Increased flexibility



**FX@EASE Patch Panel**

**Fiber Panels**

Panel includes	Splice trays/holders	Port	Type	Color	EPN
LC Duplex adapters / 12-blinds loaded	2	12-port	OM3	Aqua	NN01408.3M12
LC Duplex adapters loaded	4	24-port	OM3	Aqua	NN01408.3M24
LC Duplex adapters / 12-blinds loaded	2	12-port	OM4	Violet	NN01408.4M12
LC Duplex adapters loaded	4	24-port	OM4	Violet	NN01408.4M24
LC Duplex adapters / 12-blinds loaded	2	12-port	SM UPC	Blue	NN01408.SM12
LC Duplex adapters loaded	4	24-port	SM UPC	Blue	NN01408.SM24
LC Duplex adapters / 12-blinds loaded	2	12-port	SM APC	Green	NN01408.AM12
LC Duplex adapters loaded	4	24-port	SM APC	Green	NN01408.AM24
SC Duplex adapters / 12-blinds loaded	2	12-port	OM3	Aqua	NN01405.3M12
SC Duplex adapters loaded	4	24-port	OM3	Aqua	NN01405.3M24
SC Duplex adapters / 12-blinds loaded	2	12-port	OM4	Violet	NN01405.4M12
SC Duplex adapters loaded	4	24-port	OM4	Violet	NN01405.4M24
SC Duplex adapters / 12-blinds loaded	2	12-port	SM UPC	Blue	NN01405.SM12
SC Duplex adapters loaded	4	24-port	SM UPC	Blue	NN01405.SM24
SC Duplex adapters / 12-blinds loaded	2	12-port	SM APC	Green	NN01405.AM12
SC Duplex adapters loaded	4	24-port	SM APC	Green	NN01405.AM24
ST Simplex adapters loaded	4	48-port	MM		NN01406.MM48
ST Simplex adapters loaded	4	48-port	SM		NN01406.SM48
FC Simplex adapters loaded	4	48-port	MM		NN01406.MM48
FC Simplex adapters loaded	4	48-port	SM		NN01406.SM48

Each panel includes cable managers, 2x 2-grommet angled cable entry brackets

**Upgrade components for half loaded panels**

Panel includes	Pack	Type	Color	EPN
LC Duplex adapters including 25 screws for NN01408-series patch panel	12-pack	OM3	Aqua	NN-8.3M12
LC Duplex adapters including 25 screws for NN01408-series patch panel	12-pack	OM4	Violet	NN-8.4M12
LC Duplex adapters including 25 screws for NN01408-series patch panel	12-pack	SM UPC	Blue	NN-8.SM12
LC Duplex adapters including 25 screws for NN01408-series patch panel	12-pack	SM APC	Green	NN-8.AM12
SC Duplex adapters including 25 screws for NN01405-series patch panel	12-pack	OM3	Aqua	NN-5.3M12
SC Duplex adapters including 25 screws for NN01405-series patch panel	12-pack	OM4	Violet	NN-5.4M12
SC Duplex adapters including 25 screws for NN01405-series patch panel	12-pack	SM UPC	Blue	NN-5.SM12
SC Duplex adapters including 25 screws for NN01405-series patch panel	12-pack	SM APC	Green	NN-5.AM12
Splice trays/holders for NN0140-series patch panel	2-pack			NN-SPL.TR


**FX@EASE Fiber Pigtails**

**Fiber Pigtails**

Panel includes	Pack bag	Type	Length	EPN
LC 900u white pigtail	12	OM3	1m	GT-39LC001MB12
LC 900u white pigtail	12	OM4	1m	GT-49LC001MB12
LC 900u white pigtail	12	OS2	1m	GT-S9LC001MB12
LC/APC white pigtail	12	OS2	1m	GT-S9LB001MB12
SC 900u white pigtail	12	OM3	1m	GT-39SC001MB12
SC 900u white pigtail	12	OM4	1m	GT-49SC001MB12
SC 900u white pigtail	12	OS2	1m	GT-S9SC001MB12
SC/APC 900u white pigtail	12	OS2	1m	GT-S9SB001MB12

**FX@EASE LSZH Patch Cords (Standard)**

Length	OM4	OS2	OS2/APC
LC Duplex to LC Duplex 2mm zipcord			
2m	GP-42LDLD002MX	GP-S2LDLD002MX	GP-S2LALA002MX
3m	GP-42LDLD003MX	GP-S2LDLD003MX	GP-S2LALA003MX
5m	GP-42LDLD005MX	GP-S2LDLD005MX	GP-S2LALA005MX
SC Duplex to SC Duplex 2mm zipcord			
2m	GP-42SDSD002MX	GP-S2SDSD002MX	GP-S2SASA002MX
3m	GP-42SDSD003MX	GP-S2SDSD003MX	GP-S2SASA003MX
5m	GP-42SDSD005MX	GP-S2SDSD005MX	GP-S2SASA005MX



# Fiber Types

## Tight Buffer Optical Characteristics

European Part Number Coding, Position 5	Fiber-Type	Mode-Field/Cladding Diameter (μm)	Wave-length (nm)	Attenuation Average/max. (dB/km)	Dispersion (ps/nm-km)	PMD (ps/km)	Cable Cut-off Wave-length (nm)	Min. Bending Radius (mm)
<b>Characteristics (cabled) Single-Mode • Matched-Cladded Optical Fibers according to ITU</b>								
A	9/125 G.657A1 OS2	8.9 ± 0.4 125.0 ± 0.3	1310 1550 1625	0.35/0.4 0.21/0.3 0.24/0.4	≤ 3.5 ≤ 18.0	≤ 0.2 <sup>A</sup>	≤ 1260	10
F	9/125 G.657A2 OS2	8.9 ± 0.4 125.0 ± 0.3	1310 1550 1625	0.35/0.4 0.21/0.3 0.24/0.4	≤ 3.5 ≤ 18.0	≤ 0.2 <sup>A</sup>	≤ 1260	7.5
I	9/125 G.657B3 OS2	8.8 ± 0.4 125.0 ± 0.3	1310 1550 1625	0.35/0.4 0.22/0.3 0.24/0.4	≤ 3.5 ≤ 18.0	≤ 0.2 <sup>A</sup>	≤ 1260	5.0


European Part Number Coding, Position 5	Fiber-Type	Core/Cladding Diameter (μm)	Wave-length (nm)	Attenuation Average/max. (dB/km)	Bandwidth (MHz/km)	Ethernet Performance (m)		Num. Apert. (μm)	Min. Bending Radius (mm)
						1 GBE	10 GBE		
<b>Characteristics (cabled) Multi-Mode • Graded-Index Optical Fibers according to IEC 60793</b>									
1	62.5/125 OM1	62.5 ± 2.5 125.0 ± 1.0	850 1300	2.7/3.0 0.7/0.8	≥ 200 ≥ 600	275 550	33 300	0.275 ± 0.015	25
2	50/125 OM2	50.0 ± 2.5 125.0 ± 1.0	850 1300	2.3/2.5 0.5/0.6	≥ 500 ≥ 500	600 600	83 300	0.200 ± 0.015	25
D	50/125 OM3 Flex	50.0 ± 2.5 125.0 ± 1.0	850 1300	2.3/2.5 0.5/0.6	≥ 1500 ≥ 500	1100 550	300 300	0.200 ± 0.015	7.5
E	50/125 OM4 Flex	50.0 ± 2.5 125.0 ± 1.0	850 1300	2.5/3.0 0.5/1.0	≥ 6000 ≥ 500	1100 550	550 300	0.200 ± 0.015	7.5

## Loose Tube Optical Characteristics

European Part Number Coding, Position 5	Fiber-Type	Mode-Field/Cladding Diameter (μm)	Wave-length (nm)	Attenuation average/max. (dB/km)	Dispersion (ps/nm-km)	PMD (ps/km)	Cable Cut-off Wave-length (nm)
<b>Characteristics (cabled) Single-Mode • Matched-Cladded Optical Fibers according to ITU</b>							
8	9/125 G.652D OS2	9.2 ± 0.4 125.0 ± 0.7	1310 1550 1625	0.32/0.34 0.18/0.19 0.20/0.24	≤ 3.5 ≤ 18.0	≤ 0.06	≤ 1260
7	9/125 G.655 C and D	8.4 ± 0.6 125.0 ± 1.0	1550	0.20/0.22 0.21/0.24	≤ 4.5 ≤ 7.9	≤ 0.04	≤ 1260

European Part Number Coding, Position 5	Fiber-Type	Core/Cladding Diameter (μm)	Wave-length (nm)	Attenuation average/max. (dB/km)	Bandwidth (MHz/km)	Ethernet Performance (m)		Num. Apert. (μm)	Num. Apert. (μm)
						1 GBE	10 GBE		
<b>Characteristics (cabled) Multi-Mode • Graded-Index Optical Fibers according to IEC 60793</b>									
1	62.5/125 OM1	62.5 ± 2.5 125.0 ± 1.0	850 1300	2.7/3.2 0.7/0.8	≥ 200 ≥ 600	220 550	33 300	0.275 ± 0.015	1.495 1.490
2	50/125 OM2	50.0 ± 2.5 125.0 ± 1.0	850 1300	2.3/2.5 0.5/0.6	≥ 500 ≥ 500	600 600	83 300	0.200 ± 0.015	1.481 1.476
D	50/125 OM3	50.0 ± 2.5 125.0 ± 1.0	850 1300	2.3/2.5 0.5/0.6	≥ 1500 ≥ 500	1000 550	300 300	0.200 ± 0.015	1.482 1.477
E	50/125 OM4	50.0 ± 2.5 125.0 ± 1.0	850 1300	2.3/2.5 0.5/0.6	≥ 6000 ≥ 500	1100 550	550 300	0.200 ± 0.015	1.482 1.477

Note A: Link design value



**Ordering Information**

Fiber Type/Count	2	4	6	8	12	16	24
<b>GUSN</b>							
62.5/125-OM1	GUSN102	GUSN104	GUSN106	GUSN108	GUSN112	GUSN116	GUSN124
50/125-OM2	GUSN202	GUSN204	GUSN206	GUSN208	GUSN212	GUSN216	GUSN224
50/125-OM3	GUSND02	GUSND04	GUSND06	GUSND08	GUSND12	GUSND16	GUSND24
50/125-OM4	GUSNE02	GUSNE04	GUSNE06	GUSNE08	GUSNE12	GUSNE16	GUSNE24
9/125 ITU G.652D	GUSN802	GUSN804	GUSN806	GUSN808	GUSN812	GUSN816	GUSN824
9/125 ITU G.655 C and D	GUSN702	GUSN704	GUSN706	GUSN708	GUSN712	GUSN716	GUSN724
<b>GUSL</b>							
62.5/125-OM1	GUSL102	GUSL104	GUSL106	GUSL108	GUSL112	GUSL116	GUSL124
50/125-OM2	GUSL202	GUSL204	GUSL206	GUSL208	GUSL212	GUSL216	GUSL224
50/125-OM3	GUSLD02	GUSLD04	GUSLD06	GUSLD08	GUSLD12	GUSLD16	GUSLD24
50/125-OM4	GUSLE02	GUSLE04	GUSLE06	GUSLE08	GUSLE12	GUSLE16	GUSLE24
9/125 ITU G.652D	GUSL802	GUSL804	GUSL806	GUSL808	GUSL812	GUSL816	GUSL824
9/125 ITU G.655 C and D	GUSL702	GUSL704	GUSL706	GUSL708	GUSL712	GUSL716	GUSL724
<b>GURN</b>							
62.5/125-OM1	GURN102	GURN104	GURN106	GURN108	GURN112	GURN116	GURN124
50/125-OM2	GURN202	GURN204	GURN206	GURN208	GURN212	GURN216	GURN224
50/125-OM3	GURND02	GURND04	GURND06	GURND08	GURND12	GURND16	GURND24
50/125-OM4	GURNE02	GURNE04	GURNE06	GURNE08	GURNE12	GURNE16	GURNE24
9/125 ITU G.652D	GURN802	GURN804	GURN806	GURN808	GURN812	GURN816	GURN824
9/125 ITU G.655 C and D	GURN702	GURN704	GURN706	GURN708	GURN712	GURN716	GURN724
<b>GUVN</b>							
62.5/125-OM1	GUVN102	GUVN104	GUVN106	GUVN108	GUVN112	GUVN116	GUVN124
50/125-OM2	GUVN202	GUVN204	GUVN206	GUVN208	GUVN212	GUVN216	GUVN224
50/125-OM3	GUVND02	GUVND04	GUVND06	GUVND08	GUVND12	GUVND16	GUVND24
50/125-OM4	GUVNE02	GUVNE04	GUVNE06	GUVNE08	GUVNE12	GUVNE16	GUVNE24
9/125 ITU G.652D	GUVN802	GUVN804	GUVN806	GUVN808	GUVN812	GUVN816	GUVN824
9/125 ITU G.655 C and D	GUVN702	GUVN704	GUVN706	GUVN708	GUVN712	GUVN716	GUVN724
<b>GUSN • GURN • GUVN</b>							
Std. plywood reel (non-returnable)	Ø 800 x 475 mm, Weight 7.65 kg and Ø 1000 x 530 mm, Weight 18.0 kg						
Std. delivery length	2100 ± 100 m and 4100 ± 100 m						

**Ordering Information**

Fiber Type/Count	2	4	6	8	12	16	24	36	48	72	Jacket Color
<b>GUMT • Tight Buffer</b>											
62.5/125-OM1	GUMT102	GUMT104	GUMT106	GUMT108	GUMT112	GUMT116	GUMT124	GUMT136	GUMT148	GUMT172	Orange
50/125-OM2	GUMT202	GUMT204	GUMT206	GUMT208	GUMT212	GUMT216	GUMT224	GUMT236	GUMT248	GUMT272	Orange
50/125-OM3	GUMTD02	GUMTD04	GUMTD06	GUMTD08	GUMTD12	GUMTD16	GUMTD24	GUMTD36	GUMTD48	GUMTD72	Aqua
50/125-OM4	GUMTE02	GUMTE04	GUMTE06	GUMTE08	GUMTE12	GUMTE16	GUMTE24	GUMTE36	GUMTE48	GUMTE72	Erika-Violet (RAL 4003)
9/125 ITU G.657A1	GUMTA02	GUMTA04	GUMTA06	GUMTA08	GUMTA12	GUMTA16	GUMTA24	GUMTA36	GUMTA48	GUMTA72	Yellow
9/125 ITU G.657A2	GUMTF02	GUMTF04	GUMTF06	GUMTF08	GUMTF12	GUMTF16	GUMTF24	GUMTF36	GUMTF48	GUMTF72	Yellow
9/125 ITU G.657B3	GUMTI02	GUMTI04	GUMTI06	GUMTI08	GUMTI12	GUMTI16	GUMTI24	GUMTI36	GUMTI48	GUMTI72	Yellow
<b>GUMT</b>											
Std. plywood reel (non-returnable)	Ø 560 x 336 mm, Weight 4.25 kg		Ø 800 x 475 mm, Weight 7.65 kg		Ø 1000 x 530 mm, Weight 18.0 kg		Ø 1000 x 530 mm, Weight 18.0 kg		Ø 1250 x 688mm, Weight 93.0 kg		-
Std. delivery length	2100 ± 100 m		2100 ± 100 m		2100 ± 100 m		650 ± 100 m		650 ± 100 m		-



**24**

**WireNET® Infrastructure**

- Basic Power Distribution Units 25
- E-Series LAN and Wall Mount Cabinets 26-29
- Cable Management Accessories 30-31



**Basic Power Distribution Units (PDU)**

Belden Basic PDUs offers reliable power distribution to the cabinet to help manage power capacity and increase functionality. Get instant power usage feedback by adding a local display to avoid overloads and costly downtime when moving critical equipment.

The Belden Upgradeable power strips give data center managers the flexibility to install the intelligence they require today with the option to upgrade technology as needs evolve.



Part Number	Category	Sub Category	Volts	Amps	Plug Form	Configuration	Receptacle Qty 1	Receptacle Type 1	Receptacle Qty 2	Receptacle Type 2	Breaker	Color
<b>Basic</b>												
<b>Standard</b>												
PDU-3044	Basic	Standard	230V	16A	2P+E (IP44)	Horizontal/Vertical	8	IEC C13	0	0	No	Black
PDU-10402	Basic	Standard	230V	13A	BS1363	Horizontal	8	BS1363	0	0	No	Black
PDU-10515	Basic	Standard	230V	32A	2P+E (IP44)	Vertical	20	IEC C13	4	IEC C19	Yes	Black
PDU-10813	Basic	Standard	230V	16A	Schuko	Horizontal	6	German Schuko	0	0	No	Black
<b>Upgradeable</b>												
PDU-11875	Basic	Upgradeable	230V	32A	2P+E (IP44)	Horizontal	12	Locking IEC C13	4	Locking IEC C19	Yes	Black
PDU-12225	Basic	Upgradeable	230/400V WYE	32A	3P+N+E (IP44)	Vertical	36	Locking IEC C13	6	Locking IEC C19	No	Black

# E-Series LAN Cabinets

EDL – Light Data Cabinets – 400 kg

The Light Data Cabinet serie is a multipurpose cabinet for 19" Data and LAN applications. An extensive range of depths and heights are available in both 600 mm and 800 mm width.



## Features

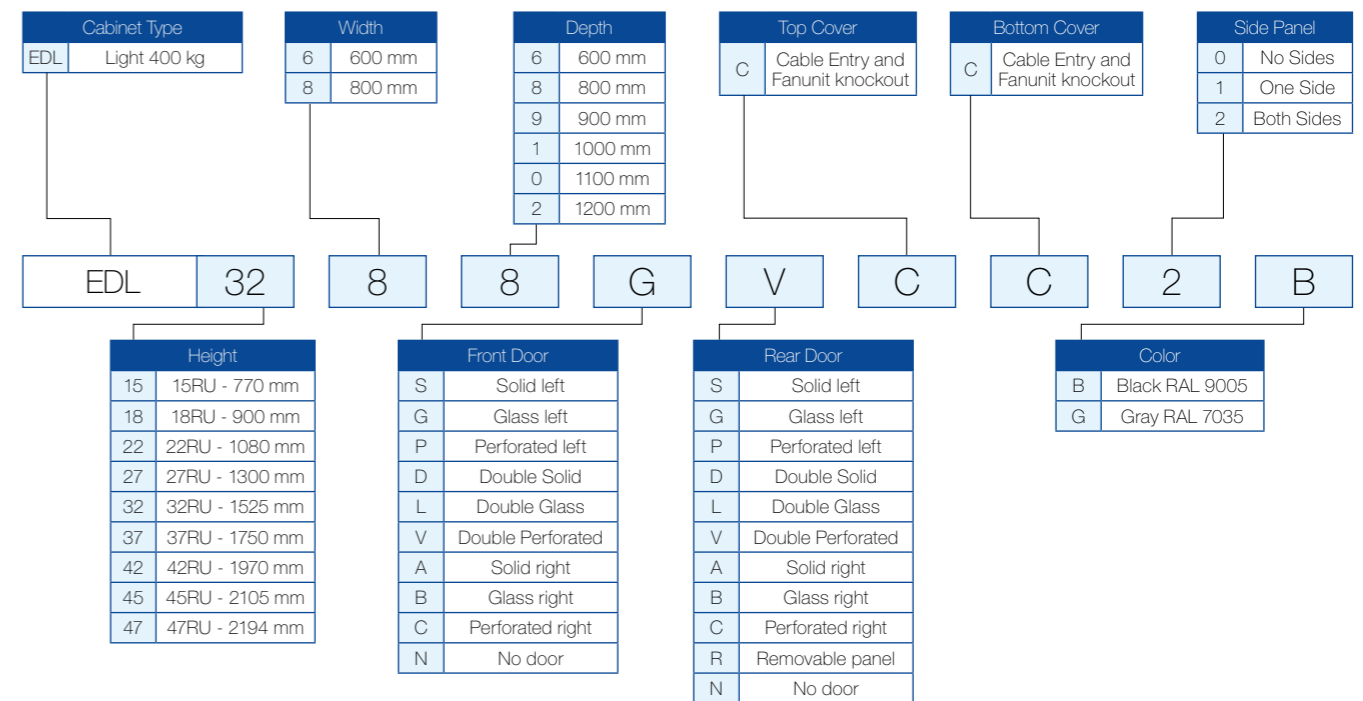
- 4 Sliding vertical rails for mounting (6 rails for cabinets deeper than 800 mm)
- Main grounding point is on the bottom of the cabinet by one M8 screw
- Top cover has knockout cut-outs for fan-unit and various cable entries
- Optional cable routing sides for between cabinets
- IP20 protection

## Construction

- Welded steel frame with a maximum load capacity of 400 kg
- Frame out of Cold-rolled steel 1.3 mm
- Side panels and doors: 1.0 mm

## Door and Sides

- Solid Steel door with rigid design
- Glass door with safety tempered glass of 4 mm
- Perforated door with 80% airflow with mesh pattern
- Maximum load 20 kg on the doors



## Part number example:

EDL3268GVCC2B Cabinet Light (400 kg) 32U 600 x 800 mm, Glass left door Front and Double perforated door Rear, Cable and fanunit cover, Cable and fanunit cover, 2 Removable sides (solid), Black

# E-Series Wall Mount Cabinets

## EWS – Single Section

Belden Wall Mount Cabinets for use in 19" Data, Telecommunications and Networking applications. This basic range is suitable to build in the wall when no rear or side access is required and space can be saved.



### Features

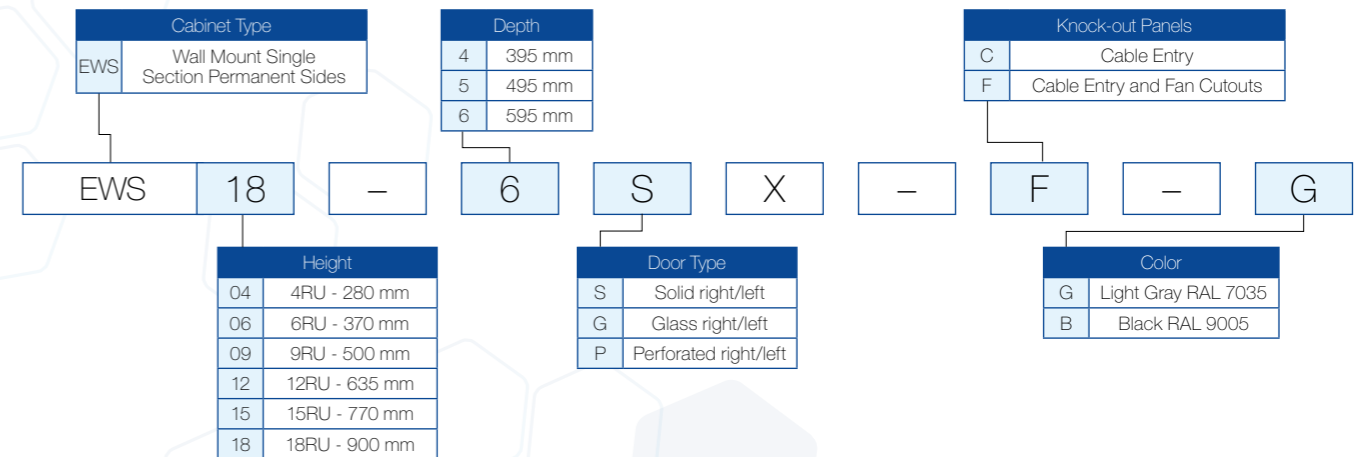
- One pair of vertical 19" rails is freely adjustable in any depth of the cabinet. This simplifies mounting of devices and organisation of connecting cables
- All components interconnect with ground wire and Main grounding point on bottom (M8 stud)
- Optical knock outs available on top and bottom for fan and cable entries
- IP30 protection

### Door and Sides

- The cabinet has fully glass door in standard. It can be steel or perforated if required
- The hinge system allows the door to open almost 180°. The door can be easily removed and re-mounted to change the direction of opening
- The cabinet is typically build in a wall when no side access is required

### Construction

- Welded steel frame with a maximum load capacity of 30 kg



# Cable Management Accessories

## Horizontal Cable Managers



Horizontal Cable Managers  
Top: EDAH1202 (1U plastic)  
Middle: EDAH1102 (1U plastic)  
Bottom: EDAH2102 (1U metal)

### Features include:

- 1RU to 4RU height
- 19" mount includes mounting hardware
- Compatible with racks and cabinets
- Selection of ring, finger and cable tie bar style horizontal managers
- Standard color is black (other colors available on volume orders)

### Application

Horizontal managers allow routing of copper and fiber cables/patch cords in racks and cabinets while helping to maintain proper bend radius and organize array for ease of moves, adds and changes.



AP900170  
Horizontal Manager  
1U finger style including cover

Description	RU	Manager Cross Section H x D	Part Number
<b>Horizontal Cable Managers</b>			
Horizontal Cable Manager, Plastic, with Fingers and Cover	1RU	42 x 50 mm	EDAH1102
Horizontal Cable Manager, Plastic, with Fingers and Cover	2RU	75 x 50 mm	EDAH1202
Horizontal Cable Manager, Metal, with Rings and Cable Guiding, Black	1RU	42 x 50 mm	EDAH2102
Horizontal Cable Manager, Metal, with Rings and Cable Guiding, Light Gray	1RU	42 x 50 mm	EDAH2101
Horizontal Cable Manager, Black	1RU	42 x 50mm	AP900170

## Filler Panels

### Application

- Filler Panels allow blocking of unused rack units (RU) for optimized airflow and separation between cold supply air and hot return air
- Best practices in Data Centers includes blanking of all unused rack units (RU)
- Filler Panels are compatible with 19" mount racks and cabinets



Steel Filler Panels



Metal Filler with Brushes  
EDAP3312

Description	Color	Part Number
<b>Filler Panels</b>		
<b>Metal</b>		
1RU Metal Filler Solid incl. cage nut	Light Gray / Black	EDAP1011/2
2RU Metal Filler Solid incl. cage nut	Light Gray / Black	EDAP1021/2
3RU Metal Filler Solid incl. cage nut	Light Gray / Black	EDAP1031/2
4RU Metal Filler Solid incl. cage nut	Light Gray / Black	EDAP1041/2
1RU Metal Filler With Brush incl. cage nuts	Light Gray / Black	EDAP3311/2
<b>Plastic Tool-Less</b>		
1RU Solid Filler Panel (fits 10-32, 12-24 and square holes rails)	Black/CO White	9910-0100PL-01/-02
2RU Solid Filler Panel (fits 10-32, 12-24 and square holes rails)	Black/CO White	9911-0200PL-01/-02



## GLOBAL LOCATIONS

For more information, please visit us at:  
[www.belden.com](http://www.belden.com)



**Be certain  
you stay  
in touch.**

### EUROPE/MIDDLE EAST/AFRICA

#### Germany

Phone: +49-7127-14-0  
venlo.salesinfo@belden.com

#### France

Phone: +33-472-109-990  
lyon.salesinfo@belden.com

#### Italy

Phone: +39-039-5965-250  
info.milano@belden.com

#### Russia

Phone: +7-495-787-06-55  
info@belden.ru

#### Spain

Phone: +34-91-746-17-30  
madrid.salesinfo@belden.com

#### Sweden

Phone: +46-40-699-88-60  
venlo.salesinfo@belden.com

#### The Netherlands

Phone: +31-773-878-555  
venlo.salesinfo@belden.com

#### United Arab Emirates

Phone: +971-4-391-0490  
dubai.salesinfo@belden.com

#### United Kingdom

Phone: +44-161-49837-49  
manchester.salesinfo@belden.com

### AMERICAS

#### USA

Phone: +1-800-BELDEN1  
(1-800-235-3361)

### ASIA/PACIFIC

#### Singapore

Phone: +65-6879-9800  
apac.ecsmarketing@belden.com

#### China

Phone: +86-21-5445-2388  
apac.ecsmarketing@belden.com