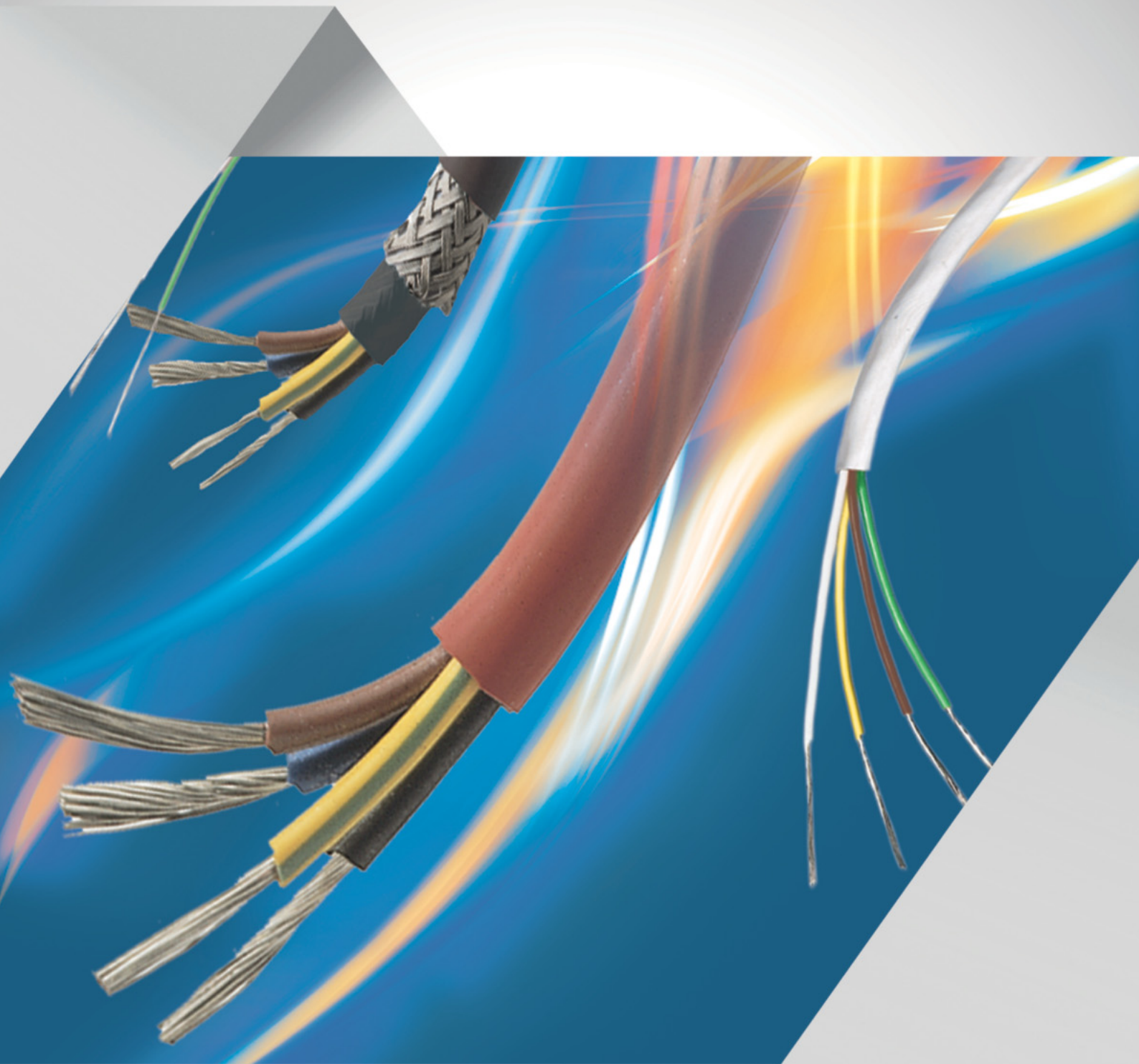



HEAT RESISTANT CABLES



www.sab-cable.com



Heat resistant cables
































Content

Who we are		4
operating temperature up to max.			
Halogen-free Cables			
■ SABIX® A 100 HT	high temperature resistant single conductor with nickel-plated strands	220°C	5
■ SABIX® A 101 HT	high temperature resistant single conductor with silver-plated strands	220°C	5
■ SABIX® A 130 HT	high temperature resistant control cable with numbered or coloured cores	220°C	6
Besilen® - Silicone Cables			
■ BiAF	Besilen® insulated strands	180°C	7
■ BiHF-J	Besilen® insulated strands with Besilen® outer sheath	180°C	8
■ BiHF/Cu/Bi-J	Besilen® insulated strands with Besilen® inner sheath, overall copper screen and Besilen® outer sheath	180°C	9
■ SC 600 C HDTR	Besilen® insulated strands with overall copper screen and Besilen® outer sheath	180°C	10
■ 05SJ-K	Besilen® insulated strands with fibre-glass braiding	180°C	11
Cable Track Cables			
■ S 180 HT	continuously flexible control cable with numbered cores	180°C	12
■ S 180 C HT	continuously flexible control cable with numbered cores and overall copper screen	180°C	12
Ethernet and Bus Cables			
■ S PB 634 HT	Profibus-DP cable for the high temperature range, continuously flexible	180°C	13
■ S PB 634 HT Hybrid	combined Profibus-DP cable with supply cores for the high temperature, continuously flexible	180°C	13
■ CATLine CAT 6A HT	CAT 6A Gigabit Ethernet cable, high temperature resistant with UL recognition	180°C	14
■ CATLine SPE HT	Single-Pair-Ethernet cable, high temperature resistant	180°C	15
Data Cables			
■ Sensor plus 150	high temperature resistant FEP insulated sensor cable	150°C	16
■ Sensor plus 250	high temperature resistant PFA insulated sensor cable	250°C	17



Heat resistant cables

Content

			operating temperature up to max.	
ETFE, FEP, PFA Cables				
■ Li6Ybl		insulated stranded hook-up wires with bare copper strands FEP 375 V	180°C 	18
■ Li6Yvz		insulated stranded hook-up wires with tinned copper strands FEP 375 V	180°C 	18
■ LiPFAvn		insulated stranded hook-up wires with nickel-plated copper strands PFA 375 V	250°C 	18
■ Li7Ybl		insulated stranded hook-up wires with bare copper strands ETFE 900 V	135°C 	19
■ Li6Ybl		insulated stranded hook-up wires with bare copper strands FEP 900 V	180°C 	19
■ Li6Yvz		insulated stranded hook-up wires with tinned copper strands FEP 900 V	180°C 	19
■ LiPFAvn		insulated stranded hook-up wires with nickel-plated copper strands PFA 900 V	250°C 	19
■ TD 801 F		data cable FEP	180°C 	20
■ TD 833 CF		data cable with overall copper screen FEP	180°C 	21
■ TD 838 CF TP		data cable with twisted pairs and overall copper screen FEP	180°C 	22
■ TA 866 F		connection cable FEP	180°C 	23
■ TA 867 CF		connection cable with overall copper screen FEP	180°C 	24
Connection cables for shipbuilding acc. to DNV, UL and cUL				
■ BL TA 180 C		with overall copper screen FEP	180°C 	25
Special Cables				
■ Special single conductor		glass fiber insulated strands with excellent temperature resistance	400°C 	26
■ Special connection cable		connection cable with excellent temperature resistance	400°C 	27
■ Special connection cable		with silicone impregnated fiber-glass braiding	180°C 	28
■ Festoon Cable		Besilen® insulated connection cable with glass fiber braiding, inner sheath and overall copper screen	180°C 	29
■ Smeltery Cable		Besilen® insulated connection cable with glass fiber braiding and overall copper screen	180°C 	30
■ SAB Heat		parallel heating cable made of silicone 50W/m	200°C 	31



Connection cables for shipbuilding acc. to DNV, UL and cUL

Family business in the third generation

75 years of experience in cable and wire manufacturing as well as in temperature measurement technology turned a one-man business into a company with more than 550 employees. We prove our strength every year with more than 1500 special products according to customers' requirements. Each product is a new challenge for our creative technical team. We at **SAB** see ourselves as a manufacturer and a service provider – in the sense of true partnership and the greatest possible customer orientation.


Today, the quality of our products is known and appreciated in more than 100 countries around the world. In all product ranges, we are certified according to DIN EN ISO 9001. Furthermore, we have implemented an environmental management system for our company according to DIN EN ISO 14001, an occupational health and safety management system according to NLF/ILO-OSH and DIN ISO 45001, and an energy management system according to DIN EN ISO 50001.

And also for the future, our slogan is: **"WE GO FORWARD!"**

FOUNDED:	1947 by Peter Bröckskes sen. an independent, medium-sized company.
CEO:	Peter Bröckskes and Sabine Bröckskes-Wetten
PLANT/LOCATION:	In Viersen (Lower Rhine) 110.000 m ² company site. Own manufacturing from copper conductor to outer sheath. VDE approved burnchamber and laboratory within the company.
EMPLOYEES/WORKERS:	approx. 430 at the plant in Viersen, 550 worldwide
YEARLY SALES:	over 134 Mio. € worldwide
PRODUCTS:	Special Cables Measurement Technology Cable Harnessing
CERTIFICATES AND APPROVALS:	<div style="display: flex; align-items: flex-start;"> <div style="flex: 1;">  </div> <div style="flex: 2;"> <p>Quality management system acc. to DIN EN ISO 9001 for every manufacturing field</p> <p>Environmental management system acc. to DIN EN ISO 14001</p> <p>Occupational health and safety management acc. to NLF/ILO-OSH and DIN ISO 45001</p> <p>Energy management system acc. to DIN EN ISO 50001</p> </div> </div>

Halogen-free Cables

SABIX® A 100 HT high temperature resistant single conductor with nickel-plated strands
SABIX® A 101 HT high temperature resistant single conductor with silver-plated strands



BRÖCKSKES · D-VIERSEN · SABIX® A 100 HT · 220°C · CE



Marking for SABIX® A 100 HT 71000150:
 SAB BRÖCKSKES · D-VIERSEN · SABIX® A 100 HT · 220°C · CE

Construction:	
Conductor:	SABIX® A 100 HT: nickel-plated copper strands SABIX® A 101 HT: silver-plated copper strands fine wires acc. to IEC 60228, VDE 0295, class 5
Insulation:	SABIX®
Colour code:	see table*

Technical Data:	
Nominal voltage:	U ₀ /U 300/500 V
Testing voltage:	2000 V
Min. bending radius: For one single bend:	7,5 x d 5 x d
Temperature range fixed laying: flexible application:	-40/+220 °C -25/+220 °C
Halogen-free:	acc. to IEC 60754-1 + VDE 0482-754-1
Fire performance:	flame retardant and self-extinguishing acc. to IEC 60332-1-2 + VDE 0482-332-1-2
Corrosiveness of conflagration gases:	in compliance with IEC 60754-2 + VDE 0482-754-2 - no development of corrosive conflagration gases
Absence of harmful substances:	acc. to RoHS directive of the European Union

Outstanding features:	
	<ul style="list-style-type: none"> ● halogen-free ● high temperature resistant ● flexible ● SABIX® A 101 HT: good solderability

SABIX® A 100 HT

item no.	nominal cross-section mm ²	largest single wire ø mm	outer-ø ± 5% mm	copper figure kg/km	cable weight ≈ kg/km
7100 .. 25*	0,25	0,16	2,3	2,4	7
7100 .. 34*	0,34	0,16	2,4	3,3	8
7100 .. 50*	0,50	0,21	2,5	4,8	10
7100 .. 75*	0,75	0,21	2,8	7,2	13
7100 .. 80*	1,00	0,21	2,9	9,6	15
7100 .. 82*	1,50	0,26	3,4	14,4	21
7100 .. 84*	2,50	0,26	4,0	24,0	32
7100 .. 86*	4,00	0,31	4,6	38,4	48
7100 .. 87*	6,00	0,31	5,1	57,6	67
7100 .. 88*	10,00	0,41	7,4	96,0	121
7100 .. 89*	16,00	0,41	8,4	153,6	176
7100 .. 90*	25,00	0,41	10,3	240,0	283
7100 .. 91*	35,00	0,41	11,5	336,0	385
7100 .. 92*	50,00	0,41	14,2	480,0	549
7100 .. 93*	70,00	0,41	15,2	672,0	736
7100 .. 94*	95,00	0,51	18,6	912,0	1009
7100 .. 95*	120,00	0,51	20,1	1152,0	1214
7100 .. 96*	150,00	0,51	22,2	1440,0	1511
7100 .. 97*	185,00	0,51	23,6	1776,0	1827
7100 .. 98*	240,00	0,51	27,3	2304,0	2457
7100 .. 99*	300,00	0,51	30,4	2880,0	3062

Other dimensions and colours are possible on request.

SABIX® A 101 HT

item no.	nominal cross-section mm ²	largest single wire ø mm	outer-ø ± 5% mm	copper figure kg/km	cable weight ≈ kg/km
7101 .. 25*	0,25	0,16	2,3	2,4	7
7101 .. 34*	0,34	0,16	2,4	3,3	8
7101 .. 50*	0,50	0,21	2,5	4,8	10
7101 .. 75*	0,75	0,21	2,8	7,2	13
7101 .. 80*	1,00	0,21	2,9	9,6	15
7101 .. 82*	1,50	0,26	3,4	14,4	21
7101 .. 84*	2,50	0,26	4,0	24,0	32
7101 .. 86*	4,00	0,31	4,6	38,4	48
7101 .. 87*	6,00	0,31	5,1	57,6	67
7101 .. 88*	10,00	0,41	7,4	96,0	121
7101 .. 89*	16,00	0,41	8,4	153,6	176
7101 .. 90*	25,00	0,41	10,3	240,0	283
7101 .. 91*	35,00	0,41	11,5	336,0	385
7101 .. 92*	50,00	0,41	14,2	480,0	549
7101 .. 93*	70,00	0,41	15,2	672,0	736
7101 .. 94*	95,00	0,51	18,6	912,0	1009
7101 .. 95*	120,00	0,51	20,1	1152,0	1214
7101 .. 96*	150,00	0,51	22,2	1440,0	1511
7101 .. 97*	185,00	0,51	23,6	1776,0	1827
7101 .. 98*	240,00	0,51	27,3	2304,0	2457
7101 .. 99*	300,00	0,51	30,4	2880,0	3062

Other dimensions and colours are possible on request.

* Colour code for single conductors, position 5 and 6 of the item no.:

01 = black	07 = violet
02 = blue	08 = white
03 = brown	09 = orange
04 = grey	11 = red
05 = yellow	16 = gentian blue
06 = green	27 = green-yellow

Halogen-free Cables

SABIX® A 130 HT


high temperature resistant control cable with numbered or coloured cores

+220 °C

SABControl



SCM BRÖCKSKES · D-VIERSEN · SABIX® A 130 HT CE



Marking for SABIX® A 130 HT 71300415:

SAB BRÖCKSKES · D-VIERSEN · SABIX® A 130 HT CE

Construction:

Conductor:	silver-plated copper strands acc. to IEC 60228, VDE 0295, class 5
Insulation:	SABIX®
Colour code:	coloured acc. to HD 308 (VDE 0293-308), from 6 cores black cores with consecutive numbers acc. to EN 50334 + VDE 0293-334, from 3 cores a green-yellow earth wire
Stranding:	in layers
Sheath material:	SABIX®
Sheath colour:	grey (RAL 7015)

Outstanding features:



- halogen-free
- high temperature resistant
- flexible

Technical Data:

Nominal voltage:	U ₀ /U 300/500 V
Testing voltage:	core/core 2000 V
Min. bending radius	
<i>fixed laying:</i>	4 x d
<i>flexible application:</i>	6 x d
Temperature range	
<i>fixed laying:</i>	-40/+220 °C
<i>flexible application:</i>	-25/+220 °C
Halogen-free:	acc. to IEC 60754-1 + VDE 0482-754-1
Fire performance:	flame retardant and self-extinguishing acc. to IEC 60332-1-2 + VDE 0482-332-1-2
Corrosiveness of conflagration gases:	in compliance with IEC 60754-2 + VDE 0482-754-2 - no development of corrosive conflagration gases
Absence of harmful substances:	acc. to RoHS directive of the European Union

item no.	no. of cores x cross section n x mm ²	largest single wire ø mm	outer-ø ± 5% mm	copper figure kg/km	cable weight ≈ kg/km
71300205	2 x 0,50	0,21	5,0	9,6	30
71300305	3 x 0,50	0,21	5,3	14,4	36
71300405	4 x 0,50	0,21	5,7	19,2	44
71300505	5 x 0,50	0,21	6,3	24,0	54
71300705	7 x 0,50	0,21	6,8	33,6	67
71301005	10 x 0,50	0,21	8,8	48,0	95
71301205	12 x 0,50	0,21	9,1	57,6	109
71301805	18 x 0,50	0,21	10,8	86,4	161
71300207	2 x 0,75	0,21	5,6	14,4	39
71300307	3 x 0,75	0,21	5,9	21,6	48
71300407	4 x 0,75	0,21	6,4	28,8	58
71300507	5 x 0,75	0,21	7,1	36,0	73
71300707	7 x 0,75	0,21	7,9	50,4	93
71301007	10 x 0,75	0,21	10,2	72,0	132
71301207	12 x 0,75	0,21	10,5	86,4	152
71301807	18 x 0,75	0,21	12,5	129,6	225
71300210	2 x 1,00	0,21	5,8	19,2	45
71300310	3 x 1,00	0,21	6,1	28,8	55
71300410	4 x 1,00	0,21	6,7	38,4	68
71300510	5 x 1,00	0,21	7,3	48,0	85
71300710	7 x 1,00	0,21	8,2	67,2	110
71301010	10 x 1,00	0,21	10,6	96,0	162
71301210	12 x 1,00	0,21	10,9	115,2	180
71301810	18 x 1,00	0,21	13,0	172,8	267
71302510	25 x 1,00	0,21	15,7	240,0	358
71300215	2 x 1,50	0,26	6,7	28,8	61
71300315	3 x 1,50	0,26	7,1	43,2	76
71300415	4 x 1,50	0,26	7,9	57,6	96
71300515	5 x 1,50	0,26	8,8	72,0	123
71300715	7 x 1,50	0,26	9,6	100,8	155
71301015	10 x 1,50	0,26	12,6	144,0	223

item no.	no. of cores x cross section n x mm ²	largest single wire ø mm	outer-ø ± 5% mm	copper figure kg/km	cable weight ≈ kg/km
71301215	12 x 1,50	0,26	13,0	172,8	258
71301815	18 x 1,50	0,26	15,6	259,2	386
71302515	25 x 1,50	0,26	18,8	360,0	523
71300225	2 x 2,50	0,26	8,2	48,0	95
71300325	3 x 2,50	0,26	8,7	72,0	120
71300425	4 x 2,50	0,26	9,5	96,0	149
71300525	5 x 2,50	0,26	10,8	120,0	192
71300725	7 x 2,50	0,26	11,8	168,0	245
71301025	10 x 2,50	0,26	15,4	240,0	350
71301225	12 x 2,50	0,26	15,9	288,0	406
71301825	18 x 2,50	0,26	18,8	432,0	598
71300340	3 x 4,00	0,31	10,4	115,2	181
71300440	4 x 4,00	0,31	11,3	153,6	225
71300540	5 x 4,00	0,31	12,7	192,0	285
71300740	7 x 4,00	0,31	13,8	268,8	365
71300360	3 x 6,00	0,31	11,6	172,8	249
71300460	4 x 6,00	0,31	12,7	230,4	312
71300560	5 x 6,00	0,31	14,0	288,0	389
71300760	7 x 6,00	0,31	15,7	403,2	515
71300461	4 x 10,0	0,41	18,8	384,0	595
71300561	5 x 10,0	0,41	20,8	480,0	743
71300761	7 x 10,0	0,41	23,2	672,0	995
71300462	4 x 16,0	0,41	21,6	614,4	904
71300562	5 x 16,0	0,41	24,3	768,0	1146
71300762	7 x 16,0	0,41	26,6	1075,2	1486
71300263	2 x 25,0	0,41	22,4	480,0	833
71300463	4 x 25,0	0,41	26,6	960,0	1384
71300563	5 x 25,0	0,41	29,5	1200,0	1726
71300364	3 x 35,0	0,41	26,8	1008,0	1436
71300464	4 x 35,0	0,41	29,5	1344,0	1819

Other dimensions and colours are possible on request.

Besilen® - Silicone Cables

+180 °C

BiAF

Besilen® insulated strands



Application: For the wiring in the steel industry, plastic processing, cooling, heating and air conditioning technology, in lamp and lightning industry or in sauna construction.

Construction:

Conductor:	tinned copper strands acc. to IEC 60228, VDE 0295, class 5
Insulation:	Besilen® EI2 acc. to EN 50363-1 + VDE 0207-363-1

Technical data:

Nominal voltage:	U ₀ /U 300/500 V
Testing voltage:	2000 V
Min. bending radius:	7.5 x d
Radiation resistance:	2 x 10 ⁷ cJ/kg
Temperature range	
<i>fixed laying:</i>	-40/+180 °C
<i>flexible application:</i>	-25/+180 °C
<i>short-time use:</i>	+250 °C
Halogen-free:	acc. to IEC 60754-1 + VDE 0482-754-1
Fire performance:	flame retardant and self-extinguishing acc. to IEC 60332-1-2 + VDE 0482-332-1-2
Corrosiveness of conflagration gases:	IEC 60754-2 + VDE 0482-754-2 - no development of corrosive conflagration gases
Weather resistance:	very good
Absence of harmful substances:	acc. to RoHS directive of the European Union

Outstanding features:



- halogen-free
- flexible at low temperatures
- heat resistant

item no.	nominal cross section mm ²	largest single wire ø mm	outer-ø ± 5% mm	copper figure kg/km	cable weight ≈ kg/km
0113002 *	0,25	0,16	1,7	2,4	5
0113003 *	0,34	0,26	1,8	3,3	6
0113005 *	0,50	0,21	1,9	4,8	8
0113007 *	0,75	0,21	2,2	7,2	10
0113010 *	1,00	0,21	2,3	9,6	13
0113015 *	1,50	0,26	2,8	14,4	18
0113025 *	2,50	0,26	3,4	24,0	29
0113040 *	4,00	0,31	4,0	38,4	44
0113060 *	6,00	0,31	4,5	57,6	62
0113100 *	10,00	0,41	6,1	96,0	107
0113160 *	16,00	0,41	7,5	153,6	167
0113250 *	25,00	0,41	9,3	240,0	271
0113350 *	35,00	0,41	10,7	336,0	376
0113500 *	50,00	0,41	12,3	480,0	523
0113700 *	70,00	0,41	14,6	672,0	713
0113950 *	95,00	0,51	17,5	912,0	961
0113120 *	120,00	0,51	19,0	1152,0	1177
0113150 *	150,00	0,51	20,9	1440,0	1462
0113185 *	185,00	0,51	23,0	1776,0	1785
0113240 *	240,00	0,51	26,9	2304,0	2404
0113300 *	300,00	0,51	30,0	2880,0	2998

Other dimensions and colours are possible on request.

* Colour code for single conductors, position 8 of the item no.:

- | | |
|------------------|-------------------|
| 0 = green-yellow | 4 = grey |
| 1 = blue | 5 = white |
| 2 = black | 6 = reddish brown |
| 3 = brown | 7 = red |

Besilen® - Silicone Cables

BiHF-J

Besilen® insulated strands with Besilen® outer sheath

also possible
with extremely notch
resistant sheath

+180 °C



Application: For the wiring in the steel industry, plastic processing, cooling, heating and air conditioning technology, in lamp and lightning industry or in sauna construction.

Construction:

Conductor:	tinned copper strands acc. to IEC 60228, VDE 0295, class 5
Insulation:	Besilen® EI2 acc. to EN 50363-1 + VDE 0207-363-1
Colour code:	coloured acc. to HD 308 (VDE 0293-308), from 6 cores black cores with consecutive numbers acc. to EN 50334 + VDE 0293-334, from 3 cores a green-yellow earth wire
Stranding:	in layers
Sheath material:	Besilen® EM9 acc. to EN 50363-2-1 + VDE 0207-363-2-1
Sheath colour:	reddish brown (similar RAL 3016)

Technical data:

Nominal voltage:	Uo/U 300/500 V
Testing voltage:	core/core 2000 V
Min. bending radius	
<i>fixed laying:</i>	4 x d
<i>flexible application:</i>	6 x d
Radiation resistance:	2 x 10 ⁷ cJ/kg
Temperature range	
<i>fixed laying:</i>	-40/+180 °C
<i>flexible application:</i>	-25/+180 °C
<i>short-time use:</i>	+250 °C
Halogen-free:	acc. to IEC 60754-1 + VDE 0482-754-1
Fire performance:	flame retardant and self-extinguishing acc. to IEC 60332-1-2 + VDE 0482-332-1-2
Corrosiveness of conflagration gases:	IEC 60754-2 + VDE 0482-754-2 - no development of corrosive conflagration gases
Weather resistance:	very good
Absence of harmful substances:	acc. to RoHS directive of the European Union

Outstanding features:



- halogen-free
- flexible at low temperatures
- heat resistant

item no.	no. of cores x cross section n x mm ²	largest single wire ø mm	outer-ø ± 5% mm	copper figure kg/km	cable weight ≈ kg/km
01410202	2 x 0,25	0,16	4,3	4,8	23
01410402	4 x 0,25	0,16	4,9	9,6	32
01410205	2 x 0,50	0,21	4,8	9,6	31
01410305	3 x 0,50	0,21	5,1	14,4	37
01410405	4 x 0,50	0,21	5,5	19,2	45
01410505	5 x 0,50	0,21	6,1	24,0	53
01410705	7 x 0,50	0,21	6,6	33,6	69
01411205	12 x 0,50	0,21	8,9	57,6	113
01411805	18 x 0,50	0,21	10,6	86,4	164
01412505	25 x 0,50	0,21	12,9	120,0	225
01410207	2 x 0,75	0,21	5,4	14,4	41
01410307	3 x 0,75	0,21	5,7	21,6	49
01410407	4 x 0,75	0,21	6,2	28,8	60
01410507	5 x 0,75	0,21	6,9	36,0	72
01410607	6 x 0,75	0,21	7,7	43,2	86
01410707	7 x 0,75	0,21	7,7	50,4	96
01411007	10 x 0,75	0,21	10,0	57,6	136
01411207	12 x 0,75	0,21	10,3	86,4	157
01411607	16 x 0,75	0,21	11,5	115,2	201
01411807	18 x 0,75	0,21	13,2	129,6	228
01412507	25 x 0,75	0,21	14,9	180,0	314
01410210	2 x 1,00	0,21	5,6	19,2	46
01410310	3 x 1,00	0,21	5,9	28,8	57
01410410	4 x 1,00	0,21	6,5	38,4	70
01410510	5 x 1,00	0,21	7,1	48,0	84
01410610	6 x 1,00	0,21	8,0	57,6	101
01410710	7 x 1,00	0,21	8,0	67,2	113
01410810	8 x 1,00	0,21	9,3	76,8	129
01411010	10 x 1,00	0,21	10,4	96,0	160
01411210	12 x 1,00	0,21	10,7	115,2	185
01411410	14 x 1,00	0,21	11,3	134,4	211
01411610	16 x 1,00	0,21	11,9	153,6	242
01411810	18 x 1,00	0,21	12,8	172,8	270
01412010	20 x 1,00	0,21	13,5	192,0	296
01412510	25 x 1,00	0,21	15,5	240,0	369
01410215	2 x 1,50	0,26	6,6	28,8	62

item no.	no. of cores x cross section n x mm ²	largest single wire ø mm	outer-ø ± 5% mm	copper figure kg/km	cable weight ≈ kg/km
01410315	3 x 1,50	0,26	7,0	43,2	80
01410415	4 x 1,50	0,26	7,8	57,6	102
01410515	5 x 1,50	0,26	8,6	72,0	121
01410615	6 x 1,50	0,26	9,4	86,4	142
01410715	7 x 1,50	0,26	9,4	100,8	158
01410815	8 x 1,50	0,26	11,2	115,2	187
01411215	12 x 1,50	0,26	12,8	172,8	265
01411615	16 x 1,50	0,26	14,6	230,4	352
01411815	18 x 1,50	0,26	15,4	259,2	391
01412015	20 x 1,50	0,26	16,2	288,0	429
01412415	24 x 1,50	0,26	18,2	345,6	520
01412515	25 x 1,50	0,26	18,6	360,0	539
01410225	2 x 2,50	0,26	8,0	48,0	99
01410325	3 x 2,50	0,26	8,5	72,0	123
01410425	4 x 2,50	0,26	9,3	96,0	153
01410525	5 x 2,50	0,26	10,6	120,0	192
01410625	6 x 2,50	0,26	11,6	144,0	224
01410725	7 x 2,50	0,26	11,6	168,0	251
01410925	9 x 2,50	0,26	15,2	216,0	333
01411225	12 x 2,50	0,26	15,7	288,0	417
01412425	24 x 2,50	0,26	22,4	576,0	813
01410240	2 x 4,00	0,31	9,6	76,8	148
01410340	3 x 4,00	0,31	10,2	115,2	186
01410440	4 x 4,00	0,31	11,1	153,6	230
01410540	5 x 4,00	0,31	12,5	192,0	282
01410740	7 x 4,00	0,31	13,6	230,4	371
01410260	2 x 6,00	0,31	10,8	115,2	201
01410360	3 x 6,00	0,31	11,4	172,8	254
01410460	4 x 6,00	0,31	12,5	230,4	317
01410560	5 x 6,00	0,31	13,8	288,0	383
01410461	4 x 10,0	0,41	16,8	384,0	556
01410561	5 x 10,0	0,41	18,7	480,0	679
01410462	4 x 16,0	0,41	20,3	614,4	820
01410463	4 x 25,0	0,41	25,4	960,0	1330
01410464	4 x 35,0	0,41	28,8	1344,0	1800

Other dimensions and colours are possible on request.

Besilen® - Silicone Cables

BiHF/Cu/Bi-J

Besilen® insulated strands with Besilen® inner sheath, overall copper screen and Besilen® outer sheath

also possible with extremely notch resistant sheath
+180 °C



Application: For the wiring in the steel industry, plastic processing, cooling, heating and air conditioning technology, in lamp and lightning industry or in sauna construction.

Construction:

Conductor:	tinned copper strands acc. to IEC 60228, VDE 0295, class 5
Insulation:	Besilen® EI2 acc. to EN 50363-1 + VDE 0207-363-1
Colour code:	coloured acc. to HD 308 (VDE 0293-308), from 6 cores black cores with consecutive numbers acc. to EN 50334 + VDE 0293-334, from 3 cores a green-yellow earth wire
Stranding:	in layers
Inner sheath:	Besilen® EM9 acc. to EN 50363-2-1 + VDE 0207-363-2-1
Screen:	tinned copper braiding
Sheath material:	Besilen® EM9 acc. to EN 50363-2-1 + VDE 0207-363-2-1
Sheath colour:	reddish brown (similar RAL 3016)

Outstanding features:



- good EMC characteristics
- halogen-free
- flexible at low temperatures
- heat resistant
- increased mechanical protection

Technical data:

Nominal voltage:	U ₀ /U 300/500 V
Testing voltage:	core/core 2000 V core/screen 2000 V
Min. bending radius	
<i>fixed laying:</i>	5 x d
<i>flexible application:</i>	10 x d
Radiation resistance:	2 x 10 ⁷ cJ/kg
Temperature range	
<i>fixed laying:</i>	-40/+180 °C
<i>flexible application:</i>	-25/+180 °C
<i>short-time use:</i>	+250 °C
Halogen-free:	acc. to IEC 60754-1 + VDE 0482-754-1
Fire performance:	flame retardant and self-extinguishing acc. to IEC 60332-1-2 + VDE 0482-332-1-2
Corrosiveness of conflagration gases:	IEC 60754-2 + VDE 0482-754-2 - no development of corrosive conflagration gases
Weather resistance:	very good
Absence of harmful substances:	acc. to RoHS directive of the European Union

item no.	no. of cores x cross section n x mm ²	largest single wire ø mm	outer-ø ± 5% mm	copper figure kg/km	cable weight ≈ kg/km
01900205	2 x 0,50	0,21	7,6	29,9	83
01900305	3 x 0,50	0,21	7,9	35,0	90
01900405	4 x 0,50	0,21	8,3	41,9	100
01900505	5 x 0,50	0,21	8,9	50,1	115
01900705	7 x 0,50	0,21	9,4	60,1	132
01901005	10 x 0,50	0,21	11,6	100,3	190
01901205	12 x 0,50	0,21	11,9	110,4	211
01901605	16 x 0,50	0,21	13,5	138,2	266
01901805	18 x 0,50	0,21	14,0	148,7	291
01900207	2 x 0,75	0,21	8,2	37,0	99
01900307	3 x 0,75	0,21	8,5	44,4	108
01900407	4 x 0,75	0,21	9,0	55,0	123
01900507	5 x 0,75	0,21	9,7	62,9	139
01900707	7 x 0,75	0,21	10,7	97,1	181
01901007	10 x 0,75	0,21	13,4	133,2	254
01901207	12 x 0,75	0,21	13,7	148,1	281
01901607	16 x 0,75	0,21	14,9	183,2	334
01901807	18 x 0,75	0,21	16,3	228,8	401
01900210	2 x 1,00	0,21	8,4	42,0	107
01900310	3 x 1,00	0,21	8,7	54,7	119
01900410	4 x 1,00	0,21	9,3	64,8	135

item no.	no. of cores x cross section n x mm ²	largest single wire ø mm	outer-ø ± 5% mm	copper figure kg/km	cable weight ≈ kg/km
01900510	5 x 1,00	0,21	10,1	93,8	158
01900710	7 x 1,00	0,21	11,0	114,3	201
01901010	10 x 1,00	0,21	14,0	157,9	283
01901210	12 x 1,00	0,21	14,1	177,6	310
01901610	16 x 1,00	0,21	16,1	252,3	404
01901810	18 x 1,00	0,21	16,8	273,3	448
01900215	2 x 1,50	0,26	9,4	55,3	137
01900315	3 x 1,50	0,26	10,1	88,8	165
01900415	4 x 1,50	0,26	10,8	104,4	191
01900515	5 x 1,50	0,26	11,6	124,3	219
01900715	7 x 1,50	0,26	12,8	154,3	271
01901015	10 x 1,50	0,26	16,4	243,5	406
01901215	12 x 1,50	0,26	16,8	273,3	446
01901615	16 x 1,50	0,26	18,6	344,5	539
01901815	18 x 1,50	0,26	19,4	375,5	601
01900225	2 x 2,50	0,26	11,0	95,1	200
01900325	3 x 2,50	0,26	11,5	124,2	226
01900425	4 x 2,50	0,26	12,7	156,0	274
01900525	5 x 2,50	0,26	14,0	182,3	327
01900725	7 x 2,50	0,26	15,0	236,2	392

Other dimensions and colours are possible on request.

Other dimensions and colours are possible on request.

Besilen® - Silicone Cables

+180 °C

SC 600 C HDTR

Besilen® insulated strands with overall copper screen and Besilen® outer sheath



Marking for SC 600 C HDTR 01240410:

SAB BRÖCKSKES · D-VIERSEN · SC 600 C HDTR AWM Style 4535 150°C 600V CSA AWM I/II A 150°C 600V FT1 FT2 CE

Construction:

Conductor:	tinned copper strands acc. to IEC 60228, VDE 0295, class 5
Insulation:	Besilen® EI2 acc. to EN 50363-1 + VDE 0207-363-1
Colour code:	coloured acc. to HD 308 (VDE 0293-308), from 6 cores black cores with consecutive numbers acc. to EN 50334 + VDE 0293-334, from 3 cores a green-yellow earth wire
Stranding:	in layers
Inner sheath:	Besilen® EM9 acc. to EN 50363-2-1 + VDE 0207-363-2-1
Screen:	tinned copper braiding
Sheath material:	Besilen® better than EM9 acc. to EN 50363-2-1 + VDE 0207-363-2-1
Sheath colour:	black (similar RAL 9011)

Technical data:

Nominal voltage:	U ₀ /U 300/500 V
Voltage UL/CSA:	600 V
Testing voltage:	core/core 2000 V core/screen 2000 V
Min. bending radius	
fixed laying:	4 x d
flexible application:	6 x d
Radiation resistance:	2 x 10 ⁷ cJ/kg
Temperature range	
fixed laying:	UL/CSA: up to +150 °C Style 4535
flexible application:	DIN VDE: -40/+180 °C / +200 °C (2000 h)
short-time use:	-25/+180 °C +250 °C
Halogen-free:	acc. to IEC 60754-1 + VDE 0482-754-1
Fire performance:	flame retardant and self-extinguishing acc. to IEC 60332-1-2 + VDE 0482-332-1-2, CSA FT1, FT2
Corrosiveness of conflagration gases:	IEC 60754-2 + VDE 0482-754-2 - no development of corrosive conflagration gases
Absence of harmful substances:	acc. to RoHS directive of the European Union

Outstanding features:



- good EMC characteristics
- halogen-free
- flexible at low temperatures
- heat resistant
- UL recognized, CSA approved

item no.	no. of cores x cross section n x mm ²	largest single wire ø mm	outer-ø ± 5% mm	copper figure kg/km	cable weight ≈ kg/km
01240207	2 x 0,75	0,21	8,2	37,0	93
01240307	3 x 0,75	0,21	8,5	44,4	101
01240407	4 x 0,75	0,21	9,0	55,0	123
01240507	5 x 0,75	0,21	9,7	62,9	139
01240210	2 x 1,00	0,21	8,4	42,0	101
01240310	3 x 1,00	0,21	8,7	54,7	120
01240410	4 x 1,00	0,21	9,3	64,8	136
01240510	5 x 1,00	0,21	10,1	93,8	167
01240710	7 x 1,00	0,21	11,0	114,3	202
01240215	2 x 1,50	0,26	9,4	55,3	129
01240315	3 x 1,50	0,26	10,0	88,8	164
01240415	4 x 1,50	0,26	10,8	104,4	192

item no.	no. of cores x cross section n x mm ²	largest single wire ø mm	outer-ø ± 5% mm	copper figure kg/km	cable weight ≈ kg/km
01240515	5 x 1,50	0,26	11,6	125,5	235
01240715	7 x 1,50	0,26	12,8	161,0	277
01240225	2 x 2,50	0,26	11,2	99,8	210
01240325	3 x 2,50	0,26	11,7	124,5	233
01240425	4 x 2,50	0,26	12,9	156,3	282
01240525	5 x 2,50	0,26	14,3	187,0	336
01240340	3 x 4,00	0,31	13,8	177,1	329
01240440	4 x 4,00	0,31	14,8	221,5	384
01240540	5 x 4,00	0,31	16,7	292,3	481
01240360	3 x 6,00	0,31	15,1	241,2	396
01240460	4 x 6,00	0,31	16,8	330,9	524
01240560	5 x 6,00	0,31	18,1	400,8	581

Other dimensions and colours are possible on request.



Temperature range up to +200 °C
Style 4511 with nickel
or silver plated copper strands.
Please contact SAB!

Besilen® - Silicone Cables

+180 °C

05SJ-K

Besilen® insulated strands with fibre-glass braiding with reference to DIN EN 50525-2-41



Application: For the wiring of lamps, devices, switchboards and distributors at high ambient temperatures.

Construction:

Conductor:	tinned copper strands acc. to IEC 60228, VDE 0295, class 5
Insulation:	Besilen® EI2 acc. to EN 50363-1 + VDE 0207-363-1
Standard colour:	nature
Braiding:	fibre-glass
Impregnation:	impregnating lacquer

Technical data:

Nominal voltage:	U ₀ /U 300/500 V
Testing voltage:	2000 V
Min. bending radius:	7.5 x d
Radiation resistance:	2 x 10 ⁷ cJ/kg
Temperature range	
<i>fixed laying:</i>	-40/+180 °C
<i>flexible application:</i>	-25/+180 °C
<i>short-time use:</i>	+250 °C
Halogen-free:	acc. to IEC 60754-1 + VDE 0482-754-1
Fire performance:	flame retardant and self-extinguishing acc. to IEC 60332-1-2 + VDE 0482-332-1-2
Corrosiveness of conflagration gases:	IEC 60754-2 + VDE 0482-754-2 - no development of corrosive conflagration gases
Absence of harmful substances:	acc. to RoHS directive of the European Union

Outstanding features:



- flexible
- halogen-free
- flexible at low temperatures
- heat resistant

item no.	nominal cross section mm ²	largest single wire ø mm	outer-ø ± 5% mm	copper figure kg/km	cable weight ≈ kg/km
01550059	0,50	0,21	2,7	4,8	14
01550079	0,75	0,21	3,0	7,2	17
01550109	1,00	0,21	3,1	9,6	19
01550159	1,50	0,26	3,5	14,4	25
01550259	2,50	0,26	4,2	24,0	35
01550409	4,00	0,31	4,8	38,4	50
01550609	6,00	0,31	5,3	57,6	60
01551009	10,00	0,41	6,4	96,0	120
01551609	16,00	0,41	8,3	153,6	178
01552509	25,00	0,41	10,1	240,0	281
01553509	35,00	0,41	11,5	336,0	388
01555009	50,00	0,41	13,1	480,0	537
01557009	70,00	0,41	15,4	672,0	721
01559509	95,00	0,51	18,0	912,0	963

Other dimensions and colours are possible on request.

Cable Track Cable

S 180 HT

continuously flexible high temperature control cable with numbered cores and Besilen® outer sheath

S 180 C HT

continuously flexible high temperature control cable with numbered cores, overall copper screen and Besilen® outer sheath

+180 °C



Application: For use in cable tracks with extremely ambient temperature like for example in steel industry.

Construction:

Conductor:	tinned copper strands acc. to IEC 60228, VDE 0295, class 6
Insulation:	FEP
Colour code:	black cores with consecutive numbers acc. to EN 50334 + VDE 0293-334, green-yellow earth wire from 3 cores
Stranding:	specially adjusted layering with non-woven tape over each layer
Wrapping:	tape
S 180 C HT Screen:	tinned copper braiding
Sheath material:	special Besilen®
Sheath colour:	grey (similar RAL 7000)

Technical Data:

Nominal voltage:	U ₀ /U 0,6/1 kV	
Testing voltage:	core/core 4000 V	
Min. bending radius continuously flexible:	S 180 HT 10 x d	S 180 C HT 15 x d
Temperature range		
<i>fixed laying:</i>	-25/+180 °C	
<i>flexible application:</i>	-25/+180 °C	
<i>short-time use:</i>	+200 °C	
Fire performance:	flame retardant and self-extinguishing acc. to IEC 60332-1-2 + VDE 0482-332-1-2	
Flexibility:	very good	
Absence of harmful substances:	acc. to RoHS directive of the European Union	

Outstanding features:



- extreme temperature resistance
- high notch resistance
- very good flexibility
- S 180 C HT: very good EMC characteristics

S 180 HT

item no.	no. of cores x cross section n x mm ²	largest single wire ø mm	outer-ø ± 5% mm	copper figure kg/km	cable weight ≈ kg/km
31800315	3 x 1,50	0,16	7,7	43,2	94
31800415	4 x 1,50	0,16	8,3	57,6	116
31800515	5 x 1,50	0,16	9,2	72,0	147
31800715	7 x 1,50	0,16	10,6	100,8	200
31800325	3 x 2,50	0,16	9,4	72,0	144
31800425	4 x 2,50	0,16	10,1	96,0	177
31800525	5 x 2,50	0,16	11,5	120,0	228
31800625	6 x 2,50	0,16	12,8	144,0	268
31800725	7 x 2,50	0,16	13,5	168,0	320
31801225	12 x 2,50	0,16	16,5	288,0	470
31802025	20 x 2,50	0,16	20,2	480,0	762
31800440	4 x 4,00	0,16	12,2	153,6	263
31800540	5 x 4,00	0,16	13,4	192,0	333
31800740	7 x 4,00	0,16	15,9	268,8	469
31801240	12 x 4,00	0,16	19,6	460,8	707
31800360	3 x 6,00	0,21	13,4	172,8	302
31800460	4 x 6,00	0,21	14,6	230,4	408
31800560	5 x 6,00	0,21	16,4	288,0	495
31800760	7 x 6,00	0,21	19,4	403,2	697
31800361	3 x 10,0	0,21	15,3	288,0	457
31800461	4 x 10,0	0,21	17,0	384,0	609
31800561	5 x 10,0	0,21	18,9	480,0	745
31800462	4 x 16,0	0,21	20,7	614,4	912
31800562	5 x 16,0	0,21	23,2	768,0	1146
31800362	3 x 25,0	0,21	21,5	720,0	999
31800463	4 x 25,0	0,21	24,0	960,0	1312
31800164	1 x 35,0	0,21	12,9	336,0	429
31800464	4 x 35,0	0,21	28,2	1344,0	1800
31800167	1 x 95,0	0,31	21,1	912,0	1116
31800169	1 x 150,0	0,31	25,5	1440,0	1745

Other dimensions and colours are possible on request.

S 180 C HT

item no.	no. of cores x cross section n x mm ²	largest single wire ø mm	outer-ø ± 5% mm	copper figure kg/km	cable weight ≈ kg/km
31850315	3 x 1,50	0,16	8,1	63,8	110
31850415	4 x 1,50	0,16	8,9	80,4	137
31850515	5 x 1,50	0,16	9,6	98,3	166
31850715	7 x 1,50	0,16	11,4	147,6	240
31850325	3 x 2,50	0,16	9,8	98,5	163
31850425	4 x 2,50	0,16	11,1	142,1	221
31850525	5 x 2,50	0,16	12,1	171,9	268
31850725	7 x 2,50	0,16	14,0	229,2	364
31852025	20 x 2,50	0,16	21,0	612,4	856
31850440	4 x 4,00	0,16	12,7	206,4	304
31850540	5 x 4,00	0,16	14,0	253,2	378
31850740	7 x 4,00	0,16	16,7	368,0	541
31851240	12 x 4,00	0,16	20,3	577,4	790
31850360	3 x 6,00	0,21	14,0	234,0	341
31850460	4 x 6,00	0,21	15,2	297,9	457
31850560	5 x 6,00	0,21	17,2	388,0	568
31850760	7 x 6,00	0,21	20,2	519,5	780
31850461	4 x 10,0	0,21	17,8	485,6	683
31850561	5 x 10,0	0,21	19,7	594,9	828
31850462	4 x 16,0	0,21	21,5	747,7	1007
31850562	5 x 16,0	0,21	24,0	922,4	1256
31850463	4 x 25,0	0,21	25,2	1117,5	1444
31850464	4 x 35,0	0,21	29,0	1532,5	1934
31850167	1 x 95,0	0,31	22,3	1046,6	1228
31850170	1 x 185,0	0,41	28,6	1962,7	2250

Other dimensions and colours are possible on request.

Profibus-DP Cables acc. to IEC 61158-2

S PB 634 HT

S PB 634 HT Hybrid

Profibus-DP cable
for the high temperature range, continuously flexible
combined Profibus-DP cable with supply cores
for the high temperature, continuously flexible

+180 °C



BRÖCKSKES · D-VIERSEN · S PB 634 HT 2x0,34mm² CE



Marking for S PB 634 HT 36341000:

SAB BRÖCKSKES · D-VIERSEN · S PB 634 HT 2x0,34mm² CE

Application: For use in cable tracks with extreme ambient temperatures.

Construction:	S PB 634 HT	S PB 634 HT Hybrid
Dimension:	2 x 0,34 mm ²	2 x 0,34 mm ² + supply cores
Conductor:	tinned copper strands, extra fine wires	
Core insulation:	PFA	
Colour code:	red, green	0,34 mm ² red, green supply cores acc. to HD 308
Stranding:	0,34 mm ² twisted to pairs	
Wrapping:	PTFE foil	
Inner sheath:	FEP	special Besilen®
Screen 0,34 mm²:	tinned copper braiding	
Inner sheath:	---	FEP
Stranding:	---	element 0,34 mm ² together with supply cores
Wrapping:	---	PTFE foil
Outer sheath:	special Besilen®	
Sheath colour:	blue lilac (similar RAL 4005)	

Technical data:	S PB 634 HT	S PB 634 HT Hybrid
Item number:	3634-1000	see table below
Nominal voltage:	---	U ₀ /U 300/500 V (supply cores)
Peak operating voltage:	max. 350 V (0,34 mm ²)	
Testing voltage		0,34 mm ² supply cores
core/core:	1500 V	1500 V 2000 V
core/screen:	1200 V	1200 V 2000 V
Temperature range		
fixed laying:	5 x d	
flexible application:	10 x d	
short time use:	15 x d	
Min. bending radius		
fixed laying:	- 40°C / + 180°C	
flexible application:	- 25°C / + 180°C	
continuously flexible:	+ 250°C	
Characteristic impedance	150 Ω ± 10%	
PB element (3-20 MHz):		
Fire performance:	flame retardant and self-extinguishing acc. to IEC 60332-1-2 + VDE 0482-332-1-2	
Flexibility:	very good	
Absence of harmful substances:	acc. to RoHS directive of the European Union	



Outstanding features:

- extreme temperature resistance
- high notch resistance
- very good flexibility

item no.	type	dimension	outer-ø approx. mm	copper figure kg/km	cable weight ≈ kg/km
36341000	S PB 634 HT	2 x 0,34 mm ²	9,4	33,3	120
36341307	S PB 634 HT Hybrid	2 x 0,34 mm ² + 3 x 0,75 mm ²	12,0	54,9	190
36341407	S PB 634 HT Hybrid	2 x 0,34 mm ² + 4 x 0,75 mm ²	12,0	62,1	191
36341510	S PB 634 HT Hybrid	2 x 0,34 mm ² + 5 x 1,00 mm ²	12,2	81,3	229
36341315	S PB 634 HT Hybrid	2 x 0,34 mm ² + 3 x 1,50 mm ²	12,6	76,5	215
36341415	S PB 634 HT Hybrid	2 x 0,34 mm ² + 4 x 1,50 mm ²	12,6	90,9	235

Other dimensions and colours are possible on request.

Industrial Ethernet Cables

CATLine CAT 6A HT

Gigabit Ethernet cable – high temperature resistant



1631-4631 AWM Style 21618 150°C 600V



Marking for CATLine CAT 6A HT 16314631:

SAB BRÜCKSKES · D-VIERSEN · Cat.6A HT 4x2x26AWG 1631-4631 AWM Style 21618 150°C 600V

Construction:

Conductor:	bare copper strands, fine wires
Insulation:	FEP
Colour code:	white/blue, white/orange, white/green, white/brown
Stranding:	twisted to pairs
Wrapping:	PETP foil
Screen:	alu foil and tinned copper braiding
Sheath material:	FEP
Sheath colour:	green (similar RAL 6018)

Technical data:

Peak operating voltage:	max. 90 V
Voltage UL:	600 V
Testing voltage:	core/core 2000 V core/screen 2000 V
Min. bending radius	
<i>fixed laying:</i>	5 x d
<i>flexible application:</i>	10 x d
Temperature range	UL: up to +150 °C
<i>fixed laying:</i>	-90/+180 °C
<i>flexible application:</i>	-55/+180 °C
Fire performance:	flame retardant and self-extinguishing acc. to IEC 60332-1-2 + VDE 0482-332-1-2, UL VW1
Oil resistance:	very good
Chemical resistance:	very good against acids, halogens, bases, chlorinated solvents as well as organic and inorganic compounds
Characteristic impedance:	100Ω ± 10Ω, fulfils the electrical and transmission requirements with high frequency with reference to EN 50288-10-2 (CAT 6A)
UL Style:	21618
Application:	suitable for EtherCAT and EtherNET/IP applications
Absence of harmful substances:	acc. to RoHS directive of the European Union

Outstanding features:



- high temperature resistant
- low temperature resistant
- flame retardant and self-extinguishing
- oil- and chemical resistant
- UL recognized

item no.	type	dimension	max. core-ø mm	outer-ø ± 5% mm	copper figure kg/km	cable weight ≈kg/km
16314631	CATLine CAT 6A HT	4 x 2 x 26 AWG	1,05	5,7	30,0	52

Other dimensions and colours are possible on request.

Also possible as harnessed cable with M12 or RJ 45 plug!



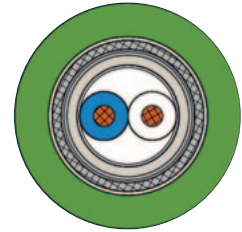
Industrial Ethernet Cables

CATLine SPE HT

Single Pair Ethernet cable, high temperature resistant

+180 °C

SAB CATLine



Marking for CATLine SPE HT 17211620:

SAB BRÖCKSKES · D-VIERSEN · CATLine SPE HT 2xAWG26/7 1721-1620 CE

Construction:

Conductor:	bare copper strands
Insulation:	TPFP
Colour code:	white, blue
Stranding:	twisted to pairs
Inner sheath:	TPFP
Screen:	alu foil and tinned copper braiding
Sheath material:	Besilen®
Sheath colour:	green

Technical data:

Peak operating voltage:	max. 90 V
Testing voltage:	core/core 2000 V core/screen 2000 V
Min. bending radius	
<i>fixed laying:</i>	5 x d
<i>flexible application:</i>	10 x d
Temperature range	
<i>fixed laying:</i>	-40/+180 °C
<i>flexible application:</i>	-25/+180 °C
Temperature range conductor:	up to +180 °C
Characteristic impedance:	100Ω ± 10Ω, fulfils the electrical and transmission requirements with high frequency with reference to IEC 61156-12. Bandwidth 1 - 600 MHz.
Application:	suitable for EtherCAT and EtherNET/IP applications
Absence of harmful substances:	acc. to RoHS directive of the European Union

Outstanding features:



- high temperature resistant
- flame retardant and self-extinguishing
- very easy installation

item no.	type	dimension	outer-ø ± 10% mm	copper figure kg/km	cable weight ≈kg/km
17211620	CATLine SPE HT	2 x 26/7 AWG	4,4	14,3	34
17211220	CATLine SPE HT	2 x 22/7 AWG	5,3	22,6	45

Other dimensions and colours are possible on request.

Sensor plus 150

high temperature resistant FEP insulated sensor cable up to +150°C

+150 °C

SAB Sensor



Marking for Sensor plus 150 38370424:

SAB BRÖCKSKES · D-VIERSEN · Sensor plus 150 4 x AWG 24/7 3837-0424

Application: High temperature resistant sensor cable up to max. +150°C for measuring and testing technology. Supply cable for miniature sensors. Strain gauge supply cable for smallest bending radii. Connecting cable for modular technology.

Construction:

Conductor:	tinned copper strands, silver-plated from AWG 32
Insulation:	FEP
Colour code:	with reference to DIN 47100
Wrapping:	foil
Screen:	tinned copper braiding, optical coverage ≥ 85%
Sheath material:	PUR 490 with smooth surface
Sheath colour:	black (RAL 9005)

Technical Data:

Peak operating voltage:	max. 48 V
Testing voltage:	core/core 600 V core/screen 600 V
Min. bending radius	
fixed laying:	2 x d (one single bend)
flexible application:	10 x d
Temperature range cable	
fixed laying*:	-50/+150 °C
flexible application*:	-45/+150 °C
Temperature range conductor:	up to +180 °C (short time use up to +205 °C)
Oil resistance:	very good - TMPU acc. to EN 50363-10-2
Fuel resistance:	good
Absence of harmful substances:	acc. to RoHS directive of the European Union
	*+150 °C – up to 3000 hours

Outstanding features:



- Temperature resistance up to +150 °C (up to 3000 hours)
- high flexibility and high abrasion resistance
- high robustness
- low capacity
- smallest bending radius
- easy harnessing
- small outer diameter

item no.	dimension	outer-ø ± 5% mm	copper figure kg/km	cable weight ≈ kg/km
38370234	2 x AWG 34/7	2,2	5,7	8
38370334	3 x AWG 34/7	2,3	6,0	8
38370434	4 x AWG 34/7	2,4	6,0	9
38370634	6 x AWG 34/7	2,6	8,1	11
38370834	8 x AWG 34/7	2,9	10,2	14
38370232	2 x AWG 32/7	2,3	6,0	8
38370332	3 x AWG 32/7	2,3	6,3	9
38370432	4 x AWG 32/7	2,5	6,5	10
38370632	6 x AWG 32/7	2,8	9,0	13
38370832	8 x AWG 32/7	3,1	11,0	16
38370230	2 x AWG 30/7	2,4	6,4	9
38370330	3 x AWG 30/7	2,5	7,4	10
38370430	4 x AWG 30/7	2,6	9,1	12
38370630	6 x AWG 30/7	2,9	10,9	15
38370830	8 x AWG 30/7	3,2	12,9	18

item no.	dimension	outer-ø ± 5% mm	copper figure kg/km	cable weight ≈ kg/km
38370228	2 x AWG 28/7	2,6	8,6	11
38370328	3 x AWG 28/7	2,7	9,8	13
38370428	4 x AWG 28/7	2,8	10,8	14
38370628	6 x AWG 28/7	3,1	14,3	19
38370828	8 x AWG 28/7	3,8	18,1	25
38370226	2 x AWG 26/7	3,0	11,5	15
38370326	3 x AWG 26/7	3,1	12,7	17
38370426	4 x AWG 26/7	3,3	14,6	20
38370626	6 x AWG 26/7	3,9	19,1	28
38370826	8 x AWG 26/7	4,4	25,1	35
38370224	2 x AWG 24/7	3,2	12,8	17
38370324	3 x AWG 24/7	3,3	15,3	20
38370424	4 x AWG 24/7	3,8	18,7	26
38370624	6 x AWG 24/7	4,4	25,3	36
38370824	8 x AWG 24/7	4,8	31,8	45

Other dimensions and colours are possible on request.



Possible on request:

- random lengths or ready harnessed cable
- also available as HV thermo cable type K (1-channel and 4-channel)
- also available without copper braiding

Data Cables

Sensor plus 250

high temperature resistant PFA insulated sensor cable up to +250°C

+250 °C

SAB Sensor



Sensor plus 250 4 x AWG 32/7



Marking for Sensor plus 250 38390432:

SAB BRÜCKSKES · D-VIERSEN · Sensor plus 250 4 x AWG 32/7 3839-0432

Application: High temperature resistant sensor cable up to max. +250°C for measuring and testing technology. Supply cable for miniature sensors. Strain gauge supply cable for smallest bending radii. Connecting cable for modular technology.

Construction:

Conductor:	silver-plated copper strands
Insulation:	PFA
Colour code:	with reference to DIN 47100
Wrapping:	foil
Screen:	tinned copper braiding, optical coverage ≥ 85%
Sheath material:	PFA
Sheath colour:	black (RAL 9005)

Technical Data:

Peak operating voltage:	max. 48 V
Testing voltage:	core/core 600 V core/screen 600 V
Min. bending radius	
fixed laying:	2 x d (one single bend)
flexible application:	10 x d
Temperature range cable	
fixed laying:	-90/+250 °C
flexible application:	-55/+250 °C
Dielectric constant:	approx. 2,1
Fire performance:	flame retardant and self-extinguishing acc. to IEC 60332-1-2 + VDE 0482-332-1-2
Oil resistance:	very good
Hydraulic oil resistance:	very good
Fuel resistance:	very good
Battery acid resistance:	very good
UV resistance:	very good
Ozone resistance:	very good
Saltwater resistance:	very good
Absence of harmful substances:	acc. to RoHS directive of the European Union

Outstanding features:



- Temperature resistance up to +250 °C
- low capacity
- absolutely weather resistant
- high abrasion resistance
- very good chemical resistance
- small outer diameter

item no.	dimension	outer-ø ± 5% mm	copper figure kg/km	cable weight ≈ kg/km
38390234	2 x AWG 34/7	1,8	5,7	8
38390330	3 x AWG 30/7	2,1	8,7	11
38390432	4 x AWG 32/7	2,1	8,1	11
38390628	6 x AWG 28/7	2,7	16,0	20

Other dimensions and colours are possible on request.



Possible on request:

- random lengths
or ready harnessed cable
- also available without copper braiding


ETFE, FEP, PFA Cables

FEP and PFA insulated stranded hook-up wire

Li6Ybl, Li6Yvz, LiPFAvn - with extended temperature range



375 V
max. +250 °C



Construction:

Conductor:	bare, tinned or nickel-plated copper strands acc. to ASTM B 286
Insulation:	FEP, 6Y11 acc. to VDE 0207-6 or PFA, 51Y11 acc. to VDE 0207-6

Outstanding features:

✓	excellent resistance against chemicals and solvents
	excellent temperature resistance and flexibility at low temperatures
	excellent electrical insulating characteristics with low, nearly frequency-independent dielectric characteristics
	UL recognized

Technical data:

Peak operating voltage:	max. 375 V		
Voltage UL:	600 V		
Testing voltage:	2000 V		
Installation:	for one single bend the inner bending radius must not be smaller than 0,5 x outer diameter of the insulated strands		
Radiation resistance:	FEP: 1 x 10 ⁷ cJ/kg	PFA: 1 x 10 ⁶ cJ/kg	
Temperature range	FEP:	PFA:	
	<i>fixed laying:</i>	-90/+180 °C	-90/+250 °C
	<i>flexible application:</i>	-55/+180 °C	-55/+250 °C
<i>limited time of use:</i>	+200 °C	+260 °C	
UL:	up to +150 °C	up to +250 °C	
Fire performance:	flame retardant and self-extinguishing acc. to IEC 60332-1-2 + VDE 0482-332-1-2, UL FT2		
Oil resistance:	very good acc. to UL standard 758, at 80 °C after 80 days		
Chem. resistance:	very good against acids, halogens, bases, chlorinated solvents as well as organic and inorganic compounds		
Absence of harmful substances:	acc. to RoHS directive of the European Union		

Li6Ybl

item no. bare copper FEP	AWG	nominal single wire ø mm	approx. outer-ø mm	copper figure kg/km	cable weight ≈ kg/km
3339 .. 28*	28/7	0,127	0,70	0,9	1,4
3339 .. 26*	26/7	0,160	0,80	1,4	2,0
3339 .. 24*	24/7	0,203	0,93	2,2	2,9
3339 .. 22*	22/7	0,254	1,08	3,4	4,2
3339 .. 20*	20/7	0,320	1,28	5,4	6,3

* ETFE, FEP, PFA colour code, figures 5 and 6 of item no.:

01 = black	05 = yellow	09 = orange
02 = blue	06 = green	11 = red
03 = brown	07 = violet	15 = nature
04 = grey	08 = white	

Li6Yvz

item no. tinned copper FEP	AWG	nominal single wire ø mm	approx. outer-ø mm	copper figure kg/km	cable weight ≈ kg/km
3340 .. 28*	28/7	0,127	0,70	0,9	1,4
3340 .. 26*	26/7	0,160	0,80	1,4	2,0
3340 .. 24*	24/7	0,203	0,93	2,1	2,9
3340 .. 22*	22/7	0,254	1,08	3,4	4,2
3340 .. 20*	20/7	0,320	1,28	5,4	6,3
3340 .. 16*	16/19	0,287	1,79	11,8	12,7

LiPFAvn

item no. nickel-plated copper PFA	AWG	nominal single wire ø mm	approx. outer-ø mm	copper figure kg/km	cable weight ≈ kg/km
3344 .. 28*	28/7	0,127	0,71	0,9	1,4
3344 .. 26*	26/7	0,160	0,80	1,4	2,0
3344 .. 24*	24/7	0,203	0,93	2,2	2,9
3344 .. 22*	22/7	0,254	1,08	3,4	4,2
3344 .. 20*	20/7	0,320	1,28	5,4	6,3

Other dimensions and colours are possible on request.


ETFE insulated strands on request.

ETFE, FEP, PFA Cables

ETFE, FEP and PFA insulated stranded hook-up wire

Li7Ybl, Li6Ybl, Li6Yvz, LiPFAvn - with extended temperature range

900 V
max. +250 °C



Construction:

Conductor:	bare, tinned or nickel-plated copper strands acc. to ASTM B 286
Insulation:	ETFE, 7Y11 acc. to VDE 0207-6 or FEP, 6Y11 acc. to VDE 0207-6 or PFA, 51Y11 acc. to VDE 0207-6

Outstanding features:



ETFE:

high resistance against chemicals and solvents
low and high temperature resistance
good electrical insulating characteristics with low, nearly frequency-independent dielectric characteristics

FEP + PFA:

excellent resistance against chemicals and solvents
excellent temperature resistance and flexibility at low temperatures
excellent electrical insulating characteristics with low, nearly frequency-independent dielectric characteristics

FEP + PFA:

UL recognized

Technical data:

Peak operating voltage:	max. 900 V		
Voltage UL:	FEP/PFA: 600 V		
Testing voltage:	2500 V		
Installation:	for one single bend the inner bending radius must not be smaller than 0,5 x outer diameter of the insulated strands		
Radiation resistance:	ETFE: 2 x 10 ⁸ cJ/kg	FEP: 1 x 10 ⁷ cJ/kg	PFA: 1 x 10 ⁶ cJ/kg
Temperature range	ETFE:	FEP:	PFA:
<i>fixed laying:</i>	-90/+135 °C	-90/+180 °C	-90/+250 °C
<i>flexible application:</i>	-55/+135 °C	-55/+180 °C	-55/+250 °C
<i>limited time of use:</i>	+150 °C	+200 °C	+260 °C
UL:	up to +150 °C		up to +250 °C
Fire performance:	flame retardant and self-extinguishing acc. to IEC 60332-1-2 + VDE 0482-332-1-2, UL FT2 (FEP and PFA version)		
Oil resistance:	very good acc. to UL standard 758, at 80 °C after 80 days		
Chem. resistance:	very good against acids, halogens, bases, chlorinated solvents as well as organic and inorganic compounds		
Absence of harmful substances:	acc. to RoHS directive of the European Union		

Li7Ybl

item no. bare copper ETFE	AWG	nominal single wire ø mm	max. outer-ø mm	copper figure kg/km	cable weight ≈ kg/km
3345 .. 28*	28/7	0,127	0,93	0,9	1,8
3345 .. 26*	26/7	0,160	1,03	1,3	2,4
3345 .. 24*	24/7	0,203	1,16	2,2	3,4
3345 .. 22*	22/7	0,254	1,31	3,5	4,8
3345 .. 20*	20/7	0,320	1,51	5,4	7,0
3345 .. 18*	18/19	0,254	1,78	9,2	11,0
3345 .. 16*	16/19	0,287	1,94	11,8	14,0
3345 .. 14*	14/19	0,361	2,30	18,7	21,0
3345 .. 12*	12/19	0,455	2,76	29,7	32,0

Li6Yvz

item no. tinned copper FEP	AWG	nominal single wire ø mm	max. outer-ø mm	copper figure kg/km	cable weight ≈ kg/km
3349 .. 28*	28/7	0,127	0,93	0,9	2,0
3349 .. 26*	26/7	0,160	1,03	1,3	2,7
3349 .. 24*	24/7	0,203	1,16	2,2	3,7
3349 .. 22*	22/7	0,254	1,31	3,5	5,2
3349 .. 20*	20/7	0,320	1,51	5,4	7,5
3349 .. 18*	18/19	0,254	1,78	9,2	12,0
3349 .. 16*	16/19	0,287	1,94	11,8	14,0
3349 .. 14*	14/19	0,361	2,30	18,7	22,0
3349 .. 12*	12/19	0,455	2,76	29,7	33,0

Li6Ybl

item no. bare copper FEP	AWG	nominal single wire ø mm	max. outer-ø mm	copper figure kg/km	cable weight ≈ kg/km
3348 .. 28*	28/7	0,127	0,93	0,9	2,0
3348 .. 26*	26/7	0,160	1,03	1,3	2,7
3348 .. 24*	24/7	0,203	1,16	2,2	3,7
3348 .. 22*	22/7	0,254	1,31	3,5	5,2
3348 .. 20*	20/7	0,320	1,51	5,4	7,5
3348 .. 18*	18/19	0,254	1,78	9,2	12,0
3348 .. 16*	16/19	0,287	1,94	11,8	14,0
3348 .. 14*	14/19	0,361	2,30	18,7	22,0
3348 .. 12*	12/19	0,455	2,76	29,7	33,0

LiPFAvn

item no. nickel-plated copper PFA	AWG	nominal single wire ø mm	max. outer-ø mm	copper figure kg/km	cable weight ≈ kg/km
3353 .. 28*	28/7	0,127	0,96	0,9	2,0
3353 .. 26*	26/7	0,160	1,06	1,4	2,7
3353 .. 24*	24/7	0,203	1,17	2,2	3,6
3353 .. 22*	22/7	0,254	1,34	3,4	5,1
3353 .. 20*	20/7	0,320	1,54	5,4	7,3
3353 .. 18*	18/19	0,254	1,81	9,2	11,0
3353 .. 16*	16/19	0,287	1,97	11,8	14,0

Other dimensions and colours are possible on request.

* ETFE, FEP, PFA colour code, figures 5 and 6 of item no.:

01 = black	05 = yellow	09 = orange
02 = blue	06 = green	11 = red
03 = brown	07 = violet	15 = nature
04 = grey	08 = white	

ETFE, FEP, PFA Cables

+180 °C

TD 801 F

FEP data cable with extended temperature range

AWG 22/3c AWM Style 21618 I/II A/B 150°C 600V FT1 FT2 3801-0322 CE



Marking for TD 801 F 38010322:

SAB BRÖCKSKES · D-VIERSEN · TD 801 F AWG 22/3c AWM Style 21618 I/II A/B 150°C 600V FT1 FT2 3801-0322 CE

Construction:

Conductor:	tinned copper strands acc. to ASTM B 286
Insulation:	FEP, 6YI1 acc. to VDE 0207-6
Colour code:	with reference to DIN 47100
Stranding:	in layers
Sheath material:	FEP, 6YM1 acc. to VDE 0207-6
Sheath colour:	white (RAL 1013)

Technical data:

Peak operating voltage:	max. 375 V	
Voltage UL/cUL:	600 V	
Testing voltage:	core/core 2000 V	
Min. bending radius:	7,5 x d	
Radiation resistance:	1 x 10 ⁷ cJ/kg	
Temperature range	DIN VDE	UL/cUL: up to +150 °C
<i>fixed laying:</i>	-90/+180 °C	
<i>flexible application:</i>	-55/+180 °C	
<i>limited time of use:</i>	+200 °C	
Fire performance:	flame retardant and self-extinguishing acc. to IEC 60332-1-2 + VDE 0482-332-1-2, UL FT1, FT2	
Oil resistance:	very good acc. to UL standard 758, at 80 °C after 80 days	
Chem. resistance:	very good against acids, halogens, bases, chlorinated solvents as well as organic and inorganic compounds	
Absence of harmful substances:	acc. to RoHS directive of the European Union	

Outstanding features:

- excellent resistance against chemicals and solvents
- excellent temperature resistance and flexibility at low temperatures
- excellent electrical insulating characteristics with low, nearly frequency-independent dielectric characteristics

UL/cUL recognized

item no.	dimension	nominal single wire ø mm	approx. outer-ø mm	copper figure kg/km	cable weight ≈ kg/km
38010228	2 x AWG 28/7	0,127	2,0	1,8	6,3
38010226	2 x AWG 26/7	0,160	2,2	2,8	7,9
38010224	2 x AWG 24/7	0,203	2,5	4,2	10,3
38010222	2 x AWG 22/7	0,254	2,8	6,8	13,6
38010220	2 x AWG 20/7	0,320	3,2	10,8	18,6
38010328	3 x AWG 28/7	0,127	2,1	2,7	7,9
38010326	3 x AWG 26/7	0,160	2,4	4,2	9,9
38010324	3 x AWG 24/7	0,203	2,6	6,3	13,4
38010322	3 x AWG 22/7	0,254	2,9	10,2	18,0
38010320	3 x AWG 20/7	0,320	3,4	16,2	25,5
38010428	4 x AWG 28/7	0,127	2,3	3,6	9,7
38010426	4 x AWG 26/7	0,160	2,5	5,6	12,7
38010424	4 x AWG 24/7	0,203	2,9	8,4	16,9
38010422	4 x AWG 22/7	0,254	3,2	13,6	22,8
38010420	4 x AWG 20/7	0,320	3,7	21,6	32,2
38010528	5 x AWG 28/7	0,127	2,5	4,5	11,7
38010526	5 x AWG 26/7	0,160	2,8	7,0	15,2
38010524	5 x AWG 24/7	0,203	3,1	10,5	21,0

item no.	dimension	nominal single wire ø mm	approx. outer-ø mm	copper figure kg/km	cable weight ≈ kg/km
38010522	5 x AWG 22/7	0,254	3,5	17,0	28,3
38010520	5 x AWG 20/7	0,320	4,4	27,0	42,4
38010624	6 x AWG 24/7	0,203	3,5	12,6	25,0
38010728	7 x AWG 28/7	0,127	2,7	6,3	14,8
38010726	7 x AWG 26/7	0,160	3,0	9,8	19,4
38010724	7 x AWG 24/7	0,203	3,4	14,7	26,6
38010722	7 x AWG 22/7	0,254	4,1	23,8	38,6
38010720	7 x AWG 20/7	0,320	4,5	37,8	54,1
38011028	10 x AWG 28/7	0,127	3,4	9,0	20,4
38011026	10 x AWG 26/7	0,160	4,0	14,0	27,4
38011024	10 x AWG 24/7	0,203	4,5	21,0	39,0
38011022	10 x AWG 22/7	0,254	5,1	34,0	55,2
38011020	10 x AWG 20/7	0,320	5,9	54,0	78,3
38011228	12 x AWG 28/7	0,127	3,5	10,8	23,4
38011226	12 x AWG 26/7	0,160	4,0	16,8	32,6
38011224	12 x AWG 24/7	0,203	4,7	25,2	45,3
38011222	12 x AWG 22/7	0,254	5,3	40,8	64,2
38011220	12 x AWG 20/7	0,320	6,3	64,8	92,0

Other dimensions and colours are possible on request.

ETFE and PFA are possible on request.

ETFE, FEP, PFA Cables

+180 °C

TD 833 CF

FEP data cable with extended temperature range and overall copper screen

V Style 21618 I/II A/B 150°C 600V FT1 FT2 3833-0320 CE



Marking for TD 833 CF 38330320:

SAB BRÖCKSKES · D-VIERSEN · TD 833 CF AWG 20/3c AWM Style 21618 I/II A/B 150°C 600V FT1 FT2 3833-0320 CE

Construction:

Conductor:	tinned copper strands acc. to ASTM B 286
Insulation:	FEP, 6Y11 acc. to VDE 0207-6
Colour code:	with reference to DIN 47100
Stranding:	in layers
Wrapping:	PETP foil
Screen:	tinned copper braiding
Sheath material:	FEP, 6YM1 acc. to VDE 0207-6
Sheath colour:	white (RAL 1013)

Outstanding features:

- excellent resistance against chemicals and solvents
- excellent temperature resistance and flexibility at low temperatures
- excellent electrical insulating characteristics with low, nearly frequency-independent dielectric characteristics

UL/cUL recognized

Technical data:

Peak operating voltage:	max. 375 V	
Voltage UL/cUL:	600 V	
Testing voltage:	core/core	2000 V
	core/screen	2000 V
Min. bending radius:	7,5 x d	
Radiation resistance:	1 x 10 ⁷ cJ/kg	
Temperature range	DIN VDE	UL/cUL: up to +150 °C
<i>fixed laying:</i>	-90/+180 °C	
<i>flexible application:</i>	-55/+180 °C	
<i>limited time of use:</i>	+200 °C	
Fire performance:	flame retardant and self-extinguishing acc. to IEC 60332-1-2 + VDE 0482-332-1-2, UL FT1, FT2	
Oil resistance:	very good acc. to UL standard 758, at 80 °C after 80 days	
Chem. resistance:	very good against acids, halogens, bases, chlorinated solvents as well as organic and inorganic compounds	
Absence of harmful substances:	acc. to RoHS directive of the European Union	

item no.	dimension	nominal single wire ø mm	approx. outer-ø mm	copper figure kg/km	cable weight ≈ kg/km
38330228	2 x AWG 28/7	0,127	2,4	8,8	12,3
38330226	2 x AWG 26/7	0,160	2,7	13,0	16,1
38330224	2 x AWG 24/7	0,203	3,1	14,5	18,8
38330222	2 x AWG 22/7	0,254	3,3	17,1	21,9
38330220	2 x AWG 20/7	0,320	3,7	24,6	29,3
38330328	3 x AWG 28/7	0,127	2,6	9,7	13,9
38330326	3 x AWG 26/7	0,160	2,8	14,4	18,2
38330324	3 x AWG 24/7	0,203	3,1	16,6	21,6
38330322	3 x AWG 22/7	0,254	3,5	20,6	26,6
38330320	3 x AWG 20/7	0,320	4,0	30,1	37,5
38330428	4 x AWG 28/7	0,127	2,8	13,8	17,8
38330426	4 x AWG 26/7	0,160	3,1	15,9	20,6
38330424	4 x AWG 24/7	0,203	3,3	18,4	25,0
38330422	4 x AWG 22/7	0,254	3,8	27,4	33,4
38330420	4 x AWG 20/7	0,320	4,3	35,6	44,5
38330528	5 x AWG 28/7	0,127	3,0	14,8	19,9
38330526	5 x AWG 26/7	0,160	3,5	17,4	24,5
38330524	5 x AWG 24/7	0,203	3,8	24,4	32,0
38330522	5 x AWG 22/7	0,254	4,2	30,9	40,5
38330520	5 x AWG 20/7	0,320	4,8	42,9	54,4

item no.	dimension	nominal single wire ø mm	approx. outer-ø mm	copper figure kg/km	cable weight ≈ kg/km
38330622	6 x AWG 22/7	0,254	4,6	34,5	47,2
38330620	6 x AWG 20/7	0,320	5,2	48,4	64,0
38330728	7 x AWG 28/7	0,127	3,2	16,6	23,3
38330726	7 x AWG 26/7	0,160	3,5	20,2	28,1
38330724	7 x AWG 24/7	0,203	4,0	25,2	36,8
38330722	7 x AWG 22/7	0,254	4,4	37,8	49,4
38330720	7 x AWG 20/7	0,320	5,2	53,8	68,4
38330820	8 x AWG 20/7	0,320	5,9	62,5	83,9
38331028	10 x AWG 28/7	0,127	4,0	22,9	33,0
38331026	10 x AWG 26/7	0,160	4,4	28,1	41,9
38331024	10 x AWG 24/7	0,203	5,0	36,9	53,4
38331022	10 x AWG 22/7	0,254	5,6	51,7	69,4
38331020	10 x AWG 20/7	0,320	6,4	75,4	95,1
38331228	12 x AWG 28/7	0,127	4,0	27,4	35,9
38331226	12 x AWG 26/7	0,160	4,5	30,8	44,2
38331224	12 x AWG 24/7	0,203	5,2	41,2	59,9
38331222	12 x AWG 22/7	0,254	5,8	60,3	80,2
38331220	12 x AWG 20/7	0,320	6,6	86,2	108,3
38331426	14 x AWG 26/7	0,160	4,7	35,5	50,0

Other dimensions and colours are possible on request.

ETFE and PFA are possible on request.


ETFE, FEP, PFA Cables

+180 °C

TD 838 CF TP

FEP data cable, twisted pairs with extended temperature range and overall copper screen

ipr cULus AWM Style 21618 I/II A/B 150°C 600V FT1 FT2 3838-0326 CE



Marking for TD 838 CF TP 38380326:

SAB BRÖCKSKES · D-VIERSEN · TD 838 CF TP AWG 26/3pr cULus AWM Style 21618 I/II A/B 150°C 600V FT1 FT2 3838-0326 CE

Construction:

Conductor:	tinned copper strands acc. to ASTM B 286
Insulation:	FEP, 6YI1 acc. to VDE 0207-6
Colour code:	with reference to DIN 47100
Stranding:	cores twisted to pairs, pairs together in specially adjusted layering
Wrapping:	foil
Screen:	tinned copper braiding
Sheath material:	FEP, 6YM1 acc. to VDE 0207-6
Sheath colour:	white (RAL 1013)

Outstanding features:

- excellent resistance against chemicals and solvents
- excellent temperature resistance and flexibility at low temperatures
- excellent electrical insulating characteristics with low, nearly frequency-independent dielectric characteristics

UL/cUL recognized

Technical data:

Peak operating voltage:	max. 375 V	
Voltage UL/cUL:	600 V	
Testing voltage:	core/core	2000 V
	core/screen	2000 V
Min. bending radius:	7,5 x d	
Radiation resistance:	1 x 10 ⁷ cJ/kg	
Temperature range	DIN VDE	UL/cUL: up to +150 °C
<i>fixed laying:</i>	-90/+180 °C	
<i>flexible application:</i>	-55/+180 °C	
<i>limited time of use:</i>	+200 °C	
Fire performance:	flame retardant and self-extinguishing acc. to IEC 60332-1-2 + VDE 0482-332-1-2, UL FT1, FT2	
Oil resistance:	very good acc. to UL standard 758, at 80 °C after 80 days	
Chem. resistance:	very good against acids, halogens, bases, chlorinated solvents as well as organic and inorganic compounds	
Absence of harmful substances:	acc. to RoHS directive of the European Union	

item no.	dimension	nominal single wire ø mm	approx. outer-ø mm	copper figure kg/km	cable weight ≈ kg/km
38380228	2 x 2 x AWG 28/7	0,127	3,2	13,9	18,7
38380226	2 x 2 x AWG 26/7	0,160	3,5	16,0	22,0
38380224	2 x 2 x AWG 24/7	0,203	4,0	22,3	30,1
38380222	2 x 2 x AWG 22/7	0,254	4,6	27,7	37,1
38380220	2 x 2 x AWG 20/7	0,320	5,1	37,6	49,5
38380328	3 x 2 x AWG 28/7	0,127	3,6	19,2	24,8
38380326	3 x 2 x AWG 26/7	0,160	4,1	22,3	30,7
38380324	3 x 2 x AWG 24/7	0,203	4,5	26,6	37,3
38380322	3 x 2 x AWG 22/7	0,254	5,2	36,4	50,0
38380320	3 x 2 x AWG 20/7	0,320	5,9	51,9	66,8
38380428	4 x 2 x AWG 28/7	0,127	4,2	21,1	30,3
38380426	4 x 2 x AWG 26/7	0,160	4,7	25,3	36,3
38380424	4 x 2 x AWG 24/7	0,203	5,5	32,6	48,6

item no.	dimension	nominal single wire ø mm	approx. outer-ø mm	copper figure kg/km	cable weight ≈ kg/km
38380422	4 x 2 x AWG 22/7	0,254	5,9	46,7	62,7
38380420	4 x 2 x AWG 20/7	0,320	6,8	66,8	84,8
38380418	4 x 2 x AWG 18/19	0,254	8,1	100,3	124,2
38380528	5 x 2 x AWG 28/7	0,127	4,6	24,8	36,5
38380526	5 x 2 x AWG 26/7	0,160	5,2	30,0	43,9
38380524	5 x 2 x AWG 24/7	0,203	5,8	38,7	50,1
38380522	5 x 2 x AWG 22/7	0,254	6,5	55,3	76,2
38380520	5 x 2 x AWG 20/7	0,320	7,5	77,5	104,5
38380628	6 x 2 x AWG 28/7	0,127	4,7	26,7	40,1
38380626	6 x 2 x AWG 26/7	0,160	5,3	34,3	52,5
38380624	6 x 2 x AWG 24/7	0,203	5,9	44,7	66,6
38380622	6 x 2 x AWG 22/7	0,254	6,9	65,2	90,0
38380620	6 x 2 x AWG 20/7	0,320	7,8	92,6	123,7

Other dimensions and colours are possible on request.

ETFE and PFA are possible on request.


ETFE, FEP, PFA Cables

+180 °C

TA 866 F

FEP connection cable with extended temperature range

AWM Style 21618 I/II A/B 150°C 600V FT1 FT2 3866-0415 CE



Marking for TA 866 F 38660415:

SAB BRÖCKSKES · D-VIERSEN · TA 866 F AWG 16/4c AWM Style 21618 I/II A/B 150°C 600V FT1 FT2 3866-0415 CE

Construction:

Conductor:	tinned copper strands acc. to IEC 60228, VDE 0295, class 5
Insulation:	FEP, 6Y11 acc. to VDE 0207-6
Colour code:	coloured acc. to HD 308 (VDE 0293-308), from 6 cores black cores with consecutive numbers acc. to EN 50334 + VDE 0293-334, from 3 cores a green-yellow earth wire
Stranding:	in layers
Sheath material:	FEP, 6YM1 acc. to VDE 0207-6
Sheath colour:	black (RAL 9005)

Outstanding features:

- excellent resistance against chemicals and solvents
- excellent temperature resistance and flexibility at low temperatures
- excellent electrical insulating characteristics with low, nearly frequency-independent dielectric characteristics

UL/cUL recognized

Technical data:

Nominal voltage:	U ₀ /U 300/500 V	
Voltage UL/cUL:	600 V	
Testing voltage:	core/core 2000 V	
Min. bending radius:	7,5 x d	
Radiation resistance:	1 x 10 ⁷ cJ/kg	
Temperature range	DIN VDE	UL/cUL: up to +150 °C
<i>fixed laying:</i>	-90/+180 °C	
<i>flexible application:</i>	-55/+180 °C	
Fire performance:	flame retardant and self-extinguishing acc. to IEC 60332-1-2 + VDE 0482-332-1-2, UL FT1, FT2	
Oil resistance:	very good acc. to UL standard 758, at 80 °C after 80 days	
Chem. resistance:	very good against acids, halogens, bases, chlorinated solvents as well as organic and inorganic compounds	
Absence of harmful substances:	acc. to RoHS directive of the European Union	

item no.	no. of cores x cross section n x mm ²	largest single wire ø mm	max. outer-ø mm	copper figure kg/km	cable weight ≈ kg/km
38660202	2 x 0,25	0,16	2,9	4,8	13,0
38660205	2 x 0,50	0,21	3,5	9,6	20,6
38660207	2 x 0,75	0,21	4,1	14,4	27,5
38660210	2 x 1,00	0,21	4,3	19,2	32,3
38660215	2 x 1,50	0,26	4,9	28,8	42,5
38660225	2 x 2,50	0,26	5,8	48,0	63,4
38660240	2 x 4,00	0,31	7,0	76,8	94,1
38660260	2 x 6,00	0,31	8,7	115,2	145,6
38660302	3 x 0,25	0,16	3,1	7,2	17,2
38660305	3 x 0,50	0,21	3,7	14,4	27,7
38660307	3 x 0,75	0,21	4,4	21,6	36,9
38660310	3 x 1,00	0,21	4,8	28,8	43,8
38660315	3 x 1,50	0,26	5,3	43,2	60,3
38660325	3 x 2,50	0,26	6,2	72,0	88,6
38660340	3 x 4,00	0,31	7,6	115,2	136,1
38660360	3 x 6,00	0,31	9,4	172,8	213,3
38660402	4 x 0,25	0,16	3,4	9,6	21,6
38660405	4 x 0,50	0,21	4,2	19,2	36,9
38660407	4 x 0,75	0,21	5,3	28,8	46,9
38660410	4 x 1,00	0,21	5,5	38,4	57,8
38660415	4 x 1,50	0,26	6,1	57,6	77,2
38660425	4 x 2,50	0,26	7,5	96,0	114,4
38660440	4 x 4,00	0,31	8,3	153,6	176,1
38660460	4 x 6,00	0,31	10,4	230,4	275,0
38660502	5 x 0,25	0,16	3,7	12,0	27,1
38660505	5 x 0,50	0,21	4,6	24,0	45,9

item no.	no. of cores x cross section n x mm ²	largest single wire ø mm	max. outer-ø mm	copper figure kg/km	cable weight ≈ kg/km
38660507	5 x 0,75	0,21	5,4	36,0	60,6
38660510	5 x 1,00	0,21	5,8	48,0	73,0
38660515	5 x 1,50	0,26	6,9	72,0	97,8
38660525	5 x 2,50	0,26	7,7	120,0	147,1
38660540	5 x 4,00	0,31	9,4	192,0	225,9
38660560	5 x 6,00	0,31	11,6	288,0	357,7
38660702	7 x 0,25	0,16	4,2	16,8	36,0
38660705	7 x 0,50	0,21	5,2	33,6	61,7
38660707	7 x 0,75	0,21	6,2	50,4	78,5
38660710	7 x 1,00	0,21	6,2	67,2	94,3
38660715	7 x 1,50	0,26	7,2	100,8	130,1
38660725	7 x 2,50	0,26	8,4	168,0	193,9
38660740	7 x 4,00	0,31	10,3	268,8	299,2
38660760	7 x 6,00	0,31	12,8	403,2	458,3
38661002	10 x 0,25	0,16	5,4	24,0	52,0
38661005	10 x 0,50	0,21	6,6	48,0	86,3
38661007	10 x 0,75	0,21	7,7	72,0	113,1
38661010	10 x 1,00	0,21	8,1	96,0	135,7
38661015	10 x 1,50	0,26	9,4	144,0	195,5
38661025	10 x 2,50	0,26	11,0	240,0	278,2
38661202	12 x 0,25	0,16	5,6	28,8	62,3
38661205	12 x 0,50	0,21	6,8	57,6	101,6
38661207	12 x 0,75	0,21	8,0	86,4	134,2
38661210	12 x 1,00	0,21	8,4	115,2	159,0
38661215	12 x 1,50	0,26	9,7	172,8	218,9
38661225	12 x 2,50	0,26	11,5	288,0	332,1

Other dimensions and colours are possible on request.

ETFE and PFA are possible on request.

ETFE, FEP, PFA Cables

+180 °C

TA 867 CF

FEP connection cable with extended temperature range and overall copper screen

AWM Style 21618 I/II A/B 150°C 600V FT1 FT2 3867-0415 CE



Marking for TA 867 CF 38670415:

SAB BRÖCKSKES · D-VIERSEN · TA 867 CF AWG 16/4c AWM Style 21618 I/II A/B 150°C 600V FT1 FT2 3867-0415 CE

Construction:

Conductor:	tinned copper strands acc. to IEC 60228, VDE 0295, class 5
Insulation:	FEP, 6Y11 acc. to VDE 0207-6
Colour code:	coloured acc. to HD 308 (VDE 0293-308), from 6 cores black cores with consecutive numbers acc. to EN 50334 + VDE 0293-334, from 3 cores a green-yellow earth wire
Stranding:	in layers
Wrapping:	foil
Screen:	tinned copper braiding
Sheath material:	FEP, 6YM1 acc. to VDE 0207-6
Sheath colour:	black (RAL 9005)

Outstanding features:

- excellent resistance against chemicals and solvents
- excellent temperature resistance and flexibility at low temperatures
- excellent electrical insulating characteristics with low, nearly frequency-independent dielectric characteristics

UL/cUL recognized

Technical data:

Peak operating voltage:	U ₀ /U 300/500 V	
Voltage UL/cUL:	600 V	
Testing voltage:	core/core 2000 V	core/screen 2000 V
Min. bending radius:	7,5 x d	
Radiation resistance:	1 x 10 ⁷ cJ/kg	
Temperature range	DIN VDE	UL/cUL: up to +150 °C
<i>fixed laying:</i>	-90/+180 °C	
<i>flexible application:</i>	-55/+180 °C	
Fire performance:	flame retardant and self-extinguishing acc. to IEC 60332-1-2 + VDE 0482-332-1-2, UL FT1, FT2	
Oil resistance:	very good acc. to UL standard 758, at 80 °C after 80 days	
Chem. resistance:	very good against acids, halogens, bases, chlorinated solvents as well as organic and inorganic compounds	
Absence of harmful substances:	acc. to RoHS directive of the European Union	

item no.	no. of cores x cross section n x mm ²	largest single wire ø mm	max. outer-ø mm	copper figure kg/km	cable weight ≈ kg/km
38670202	2 x 0,25	0,16	3,4	15,2	21,7
38670205	2 x 0,50	0,21	4,1	23,5	33,2
38670207	2 x 0,75	0,21	4,6	28,5	38,9
38670210	2 x 1,00	0,21	4,8	35,1	44,9
38670215	2 x 1,50	0,26	5,5	46,4	57,7
38670225	2 x 2,50	0,26	6,3	67,5	78,4
38670240	2 x 4,00	0,31	7,6	100,3	114,8
38670302	3 x 0,25	0,16	3,6	17,6	25,5
38670305	3 x 0,50	0,21	4,3	28,4	40,0
38670307	3 x 0,75	0,21	4,9	37,6	49,3
38670310	3 x 1,00	0,21	5,2	44,8	58,1
38670315	3 x 1,50	0,26	5,8	60,9	74,2
38670325	3 x 2,50	0,26	6,7	93,0	104,7
38670340	3 x 4,00	0,31	8,1	141,5	156,1
38670360	3 x 6,00	0,31	10,1	226,7	250,1
38670402	4 x 0,25	0,16	4,0	23,5	34,3
38670405	4 x 0,50	0,21	4,7	33,3	48,0
38670407	4 x 0,75	0,21	5,4	44,6	61,2
38670410	4 x 1,00	0,21	5,6	53,1	72,2
38670415	4 x 1,50	0,26	6,3	77,1	93,0
38670425	4 x 2,50	0,26	7,4	119,5	136,0
38670440	4 x 4,00	0,31	8,8	182,5	200,4
38670502	5 x 0,25	0,16	4,3	26,0	39,1

item no.	no. of cores x cross section n x mm ²	largest single wire ø mm	max. outer-ø mm	copper figure kg/km	cable weight ≈ kg/km
38670505	5 x 0,50	0,21	5,2	39,8	60,0
38670507	5 x 0,75	0,21	5,9	55,5	75,7
38670510	5 x 1,00	0,21	6,2	67,4	88,1
38670515	5 x 1,50	0,26	7,2	95,7	118,4
38670525	5 x 2,50	0,26	8,2	146,3	167,1
38670702	7 x 0,25	0,16	4,7	30,9	47,1
38670705	7 x 0,50	0,21	5,7	51,3	75,5
38670707	7 x 0,75	0,21	6,4	70,0	93,6
38670710	7 x 1,00	0,21	6,7	88,2	110,4
38670715	7 x 1,50	0,26	7,7	126,9	150,0
38670725	7 x 2,50	0,26	8,9	196,9	216,1
38671002	10 x 0,25	0,16	5,1	43,5	64,3
38671005	10 x 0,50	0,21	6,9	71,6	102,7
38671007	10 x 0,75	0,21	8,1	98,3	133,1
38671010	10 x 1,00	0,21	8,6	125,0	158,0
38671015	10 x 1,50	0,26	10,1	197,9	235,4
38671025	10 x 2,50	0,26	11,7	299,6	327,9
38671202	12 x 0,25	0,16	6,1	48,2	75,2
38671205	12 x 0,50	0,21	7,4	81,4	121,4
38671207	12 x 0,75	0,21	8,5	115,4	155,5
38671210	12 x 1,00	0,21	8,9	144,1	181,2
38671215	12 x 1,50	0,26	10,4	226,9	260,5
38671225	12 x 2,50	0,26	12,4	348,0	377,5

Other dimensions and colours are possible on request.

ETFE and PFA are possible on request.

ETFE, FEP, PFA Cables

BL TA 180 C

flexible FEP connection cable with overall copper screen

+180 °C

SAB BL-Line



OV AWM I/II A/B 150°C 600V FT1 FT2



Marking for BL TA 180 C 37530715:

SAB BRÖCKSKES · D-VIERSEN · BL TA 180 C 7x1,5mm² - IEC 60332-3-22 -

300/500V AWM Style 21618 150°C 600V AWM I/II A/B 150°C 600V FT1 FT2

Application: e.g. as connection cable for the control of marine diesel engines.

Construction:

Conductor:	tinned copper strands acc. to IEC 60228, VDE 0295, class 5
Insulation:	FEP
Colour code:	black conductors with consecutive numbers acc. to EN 50334 + VDE 0293-334 without green-yellow earth wire
Stranding:	in layers
Inner sheath:	Besilen®
Screen:	tinned copper braiding
Sheath material:	FEP
Sheath colour:	black (RAL 9005)

Technical data:

Nominal voltage:	U ₀ /U 300/500 V	
Voltage UL/cUL:	600 V	
Testing voltage:	core/core 2000 V (AC)	core/screen 2000 V
Min. bending radius		
fixed laying	5 x d	
flexible application:	10 x d	
Radiation resistance:	1 x 10 ⁷ cJ/kg	
Temperature range	DIN VDE	UL/cUL: up to +150 °C
fixed laying:	-55/+180 °C	
flexible application:	-55/+180 °C	
Fire performance:	no flame propagation acc. to IEC 60332-3-22 + VDE 0482-332-3-22 cat. A. Flame retardant and self-extinguishing acc. to IEC 60332-1-2 + VDE 0482-332-1-2, UL FT1, FT2	
Chem. resistance:	very good against acids, halogens, bases, chlorinated solvents as well as organic and inorganic compounds	
Oil and fuel resistance:	very good	
Flexibility:	good	
Halogen-free:	not fulfilled	
Absence of harmful substances:	acc. to RoHS directive of the European Union	

Outstanding features:



- no flame propagation
- flame retardant and self-extinguishing
- good EMC characteristics
- oil and fuel resistant
- good chemical resistance
- high cold and heat resistance
- asbestos-free
- approvals:
DNV
UL/cUL recognized

item no.	no. of cores x cross section n x mm ²	outer-ø approx. mm	copper figure kg/km	cable weight ≈ kg/km
37530207	2 x 0,75	5,7	32,9	63
37530307	3 x 0,75	6,0	40,2	68
37530407	4 x 0,75	6,2	50,3	81
37530507	5 x 0,75	7,1	59,6	99
37530607	6 x 0,75	7,7	67,0	116
37530707	7 x 0,75	7,7	74,2	121
37530807	8 x 0,75	8,9	86,7	152
37531207	12 x 0,75	10,2	134,3	203
37531607	16 x 0,75	11,4	169,8	261
37532007	20 x 0,75	12,8	229,5	334
37530210	2 x 1,00	5,9	37,8	64
37530215	2 x 1,50	6,6	50,4	81
37530315	3 x 1,50	6,9	64,6	97
37530515	5 x 1,50	8,2	98,2	145
37530615	6 x 1,50	9,0	115,5	171
37530715	7 x 1,50	9,0	129,9	182
37531215	12 x 1,50	12,0	232,5	309
37530220	2 x 2,00	7,5	62,2	107
37530320	3 x 2,00	8,1	83,8	130

Other dimensions and colours are possible on request.



Possible on request:

- without overall copper screen
- alternative colour code and sheath colour

Special Cables

Special single conductor

glass fiber insulated strands with excellent temperature resistance

excellent
temperature
resistance

+400 °C



Application: e.g. in metallurgy and rolling mill technology.

Construction:

Conductor:	nickel-plated copper strands
Wrapping:	multiple wrapping with mica tape
Braiding:	glass fiber
Impregnation:	PTFE impregnating lacquer
Identification:	red tracer thread in external screen

Technical data:

Nominal voltage:	U ₀ /U 300/500 V
Testing voltage:	2200 V
Min. bending radius:	5 x d
Temperature range	
<i>fixed laying:</i>	max. +400°C
<i>flexible application:</i>	max. +400°C
Fire performance:	flame retardant and self-extinguishing acc. to IEC 60332-1-2 + VDE 0482-332-1-2
Absence of harmful substances:	acc. to RoHS directive of the European Union

Outstanding features:



- excellent heat resistance
- flame resistant

item no.	no. of cores x cross section n x mm ²	largest single wire ø mm	outer-ø approx. mm	copper figure kg/km	cable weight ≈ kg/km
32869035	1 x 185,00	0,40	23,7	1776,0	1855

Other dimensions and colours are possible on request.



**Single conductor
in other dimensions
on request!**

Special Cables

Special connection cable

connection cable with excellent temperature resistance

excellent
temperature
resistance

+400 °C



Application: e.g. in metallurgy and rolling mill technology.

Construction:

Conductor:	nickel-plated copper strands
Insulation:	glass fiber
Impregnation:	PU-lacquer
Colour code:	brown, black, grey, green-yellow tracer in glass fiber braiding
Stranding:	cores together
Braiding:	glass fiber
Armouring:	stainless steel wire armouring (VA)

Technical data:

Nominal voltage:	U ₀ /U 300/500 V
Testing voltage:	2500 V
Min. bending radius:	
<i>fixed laying:</i>	5 x d
<i>flexible application:</i>	10 x d
Temperature range:	
<i>fixed laying:</i>	max. +400°C
<i>flexible application:</i>	max. +400°C
Fire performance:	flame retardant and self-extinguishing acc. to IEC 60332-1-2 + VDE 0482-332-1-2
Absence of harmful substances:	acc. to RoHS directive of the European Union

Outstanding features:



- halogen-free
- excellent heat resistance
- flame resistant

item no.	no. of cores x cross section n x mm ²	largest single wire ø mm	max. outer-ø mm	copper figure kg/km	cable weight ≈ kg/km
32869066	3 x 2,50	0,25	9,5	72,0	190
32869039	4 x 2,50	0,25	10,4	96,0	239
32869040	4 x 4,00	0,30	12,8	153,6	349

Other dimensions and colours are possible on request.



Other dimensions
on request!

Special connection cable

with silicone impregnated fiber-glass braiding

+180 °C



Application: For the wiring of motors /generators / transformers. Suitable for the potting with impregnating materials for example with epoxy resin. Residues can be easily removed from the silicone impregnated surfaces.

Construction:

Conductor:	tinned copper strands acc. to IEC 60228, VDE 0295, class 5
Wrapping:	non-woven tape
Insulation:	special silicone
Colour code	
450/750 V:	white
3,8/6,6 kV:	grey
8,0/13,8 kV:	black
Braiding:	fiber-glass
Impregnation:	special silicone

Technical data:

Nominal voltage:	U _o /U 450/750 V U _o /U 3,8/6,6 V U _o /U 8,0/13,8 V
Testing voltage:	450/750 V = 2500 V 3,8/6,6 kV = 15000 V 8,0/13,8 kV = 30000 V
Min. bending radius:	7,5 x d
Radiation resistance:	2 x 10 ⁷ cJ/kg
Temperature range	
fixed laying:	-40/+180 °C
flexible application:	-25/+180 °C
short-time use:	+250 °C
Halogen-free:	acc. to IEC 60754-1 + VDE 0482-754-1
Fire performance:	flame retardant and self-extinguishing acc. to IEC 60332-1-2 + VDE 0482-332-1-2
Corrosiveness of conflagration gases:	in compliance with IEC 60754-2 + VDE 0482-754-2 - no development of corrosive conflagration gases
Absence of harmful substances:	acc. to RoHS directive of the European Union

Outstanding features:



- halogen-free
- flexible at low temperatures
- heat resistant
- good mechanical characteristics
- fiber-glass braiding up to +400°C

450/750 V

item no.	nominal cross-section mm ²	largest single wire ø mm	outer-ø ± 5% mm	copper figure kg/km	cable weight ≈ kg/km
	6,00	0,31	5,3	57,6	71
	10,00	0,41	6,9	96,0	125
item group 0123	16,00	0,41	7,9	153,6	179
	25,00	0,41	10,1	240,0	279
	35,00	0,41	11,5	336,0	381
item no. on request	50,00	0,41	13,1	480,0	548
	70,00	0,41	15,4	672,0	722
	95,00	0,51	18,3	912,0	1004
	120,00	0,51	20,2	1152,0	1221

Other dimensions and colours are possible on request.

3,8/6,6 kV

item no.	nominal cross-section mm ²	largest single wire ø mm	outer-ø ± 5% mm	copper figure kg/km	cable weight ≈ kg/km
	16,00	0,41	10,3	153,6	224
item group 0123	25,00	0,41	12,1	240,0	325
	35,00	0,41	13,5	336,0	434
	50,00	0,41	15,1	480,0	596
item no. on request	70,00	0,41	17,4	672,0	798
	95,00	0,51	19,5	912,0	1032
	120,00	0,51	21,4	1152,0	1250

Other dimensions and colours are possible on request.

8,0/13,8 kV

item no.	nominal cross-section mm ²	largest single wire ø mm	outer-ø ± 5% mm	copper figure kg/km	cable weight ≈ kg/km
item group 0123	10,00	0,41	11,9	96,0	224
	16,00	0,41	12,9	153,6	286
	25,00	0,41	14,7	240,0	386
item no. on request	50,00	0,41	17,3	480,0	663
	70,00	0,41	19,6	672,0	870
	95,00	0,51	21,7	912,0	1109

Other dimensions and colours are possible on request.

Festoon Cable

Besilen® insulated connection cable with glass fiber braiding, inner sheath and overall copper screen



Application: For festoon suspension e.g. in crane systems with very high ambient temperatures.

Construction:

Conductor:	tinned copper strands acc. to IEC 60228, VDE 0295, class 5
Insulation:	Besilen® EI2 acc. to EN 50363-1 + VDE 0207-363-1
Colour code:	coloured acc. to HD 308 (VDE 0293-308), from 6 cores black cores with consecutive numbers acc. to EN 50334 + VDE 0293-334, from 3 cores a green-yellow earth wire
Wrapping:	cores together with mica tape
Braiding:	cores together with glass fiber
Stranding:	in layers
Braiding:	glass fiber
Wrapping:	mica tape
Braiding:	glass fiber
Inner sheath:	Besilen® EI2 acc. to EN 50363-1 + VDE 0207-363-1
Sheath colour:	reddish brown (similar RAL 3016)
Screen:	tinned copper braiding

Technical data:

Nominal voltage:	U ₀ /U 300/500 V
Testing voltage:	core/core 2000 V core/screen 2000 V
Min. bending radius:	15 x d
Radiation resistance:	2 x 10 ⁷ cJ/kg
Temperature range	
<i>fixed laying:</i>	-40/+180 °C
<i>flexible application:</i>	-25/+180 °C
Fire performance:	flame retardant and self-extinguishing acc. to IEC 60332-1-2 + VDE 0482-332-1-2
Absence of harmful substances:	acc. to RoHS directive of the European Union

Outstanding features:



- halogen-free
- flexible at low temperatures
- heat resistant
- good EMC characteristic

item no.	no. of cores x cross section n x mm ²	largest single wire ø mm	outer-ø ± 5% mm	copper figure kg/km	cable weight ≈ kg/km
07479011	4 x 1,00	0,21	13,2	139,5	254
07479017	5 x 1,00	0,21	14,7	159,7	284
07479018	8 x 1,00	0,21	17,0	207,9	413
07479002	3 x 1,50	0,26	13,0	139,2	243
07479012	4 x 1,50	0,26	14,4	163,5	285
07479010	5 x 1,50	0,26	15,8	200,5	337
07479005	8 x 1,50	0,26	19,6	256,0	545
07479006	12 x 1,50	0,26	21,8	349,7	651
07479008	24 x 1,50	0,26	30,0	704,9	1197
07479016	25 x 1,50	0,26	30,0	584,5	1131
07479003	3 x 2,50	0,26	14,7	196,7	302
07479004	4 x 2,50	0,26	15,8	225,8	365
07479015	5 x 2,50	0,26	17,2	251,1	432
07479007	4 x 4,00	0,31	17,3	288,4	443
07479014	4 x 6,00	0,31	15,1	230,4	367

Other dimensions and colours are possible on request.

Smeltery Cable

Besilen® insulated connection cable with glass fiber braiding and overall copper screen



Application: Connecting cable in steel processing industry.

Construction:

Conductor:	tinned copper strands acc. to IEC 60228, VDE 0295, class 5
Insulation:	Besilen® EI2 acc. to EN 50363-1 + VDE 0207-363-1
Colour code:	coloured acc. to HD 308 (VDE 0293-308), from 6 cores black cores with consecutive numbers acc. to EN 50334 + VDE 0293-334, from 3 cores a green-yellow earth wire
Wrapping:	cores together with mica tape
Braiding:	glass fiber
Stranding:	in layers
Braiding:	glass fiber
Wrapping:	mica tape
Braiding:	glass fiber
Screen:	tinned copper braiding

Technical data:

Nominal voltage:	Uo/U 300/500 V
Testing voltage:	core/core 2000 V core/screen 2000 V
Min. bending radius:	15 x d
Radiation resistance:	2 x 10 ⁷ cJ/kg
Temperature range	
<i>fixed laying:</i>	-40/+180 °C
<i>flexible application:</i>	-25/+180 °C
Fire performance:	flame retardant and self-extinguishing acc. to IEC 60332-1-2 + VDE 0482-332-1-2
Absence of harmful substances:	acc. to RoHS directive of the European Union

Outstanding features:



- halogen-free
- flexible at low temperatures
- heat resistant
- good EMC characteristic

item no.	no. of cores x cross section n x mm ²	largest single wire ø mm	outer-ø ± 5% mm	copper figure kg/km	cable weight ≈ kg/km
07470210	2 x 1,00	0,21	9,2	79,9	109
07470310	3 x 1,00	0,21	9,7	103,0	144
07470410	4 x 1,00	0,21	10,6	115,1	173
07470510	5 x 1,00	0,21	11,7	110,1	210
07470710	7 x 1,00	0,21	12,7	162,5	256
07470810	8 x 1,00	0,21	14,8	202,1	335
07471210	12 x 1,00	0,21	16,7	246,8	393
07470315	3 x 1,50	0,26	10,8	120,4	173
07470415	4 x 1,50	0,26	11,8	151,8	209
07470515	5 x 1,50	0,26	13,0	175,2	262
07470815	8 x 1,50	0,26	16,6	246,3	415

item no.	no. of cores x cross section n x mm ²	largest single wire ø mm	outer-ø ± 5% mm	copper figure kg/km	cable weight ≈ kg/km
07471215	12 x 1,50	0,26	18,8	311,5	498
07471915	19 x 1,50	0,26	22,2	437,4	709
07472415	24 x 1,50	0,26	26,2	540,9	884
07470325	3 x 2,50	0,26	12,1	166,2	213
07470425	4 x 2,50	0,26	13,2	192,4	266
07470525	5 x 2,50	0,26	14,6	230,9	322
07470440	4 x 4,00	0,31	14,7	237,1	350
07470461	4 x 10,00	0,41	19,7	494,9	687
07470462	4 x 16,00	0,41	22,7	800,1	954
07470463	4 x 25,00	0,41	27,2	1347,0	1332
07470464	4 x 35,00	0,41	30,5	1579,6	1814

Other dimensions and colours are possible on request.

Special Cables

SAB Heat

parallel heating cable made of silicone 50W/m

+200 °C



ES · D-VIERSEN · SAB Heat 50W/m 230V



Marking for SAB Heat:

SAB BRÖCKSKES · D-VIERSEN · SAB Heat 50W/m 230V



Marking for SAB Heat:

SAB BRÖCKSKES · D-VIERSEN · SAB Heat 50W/m 230V

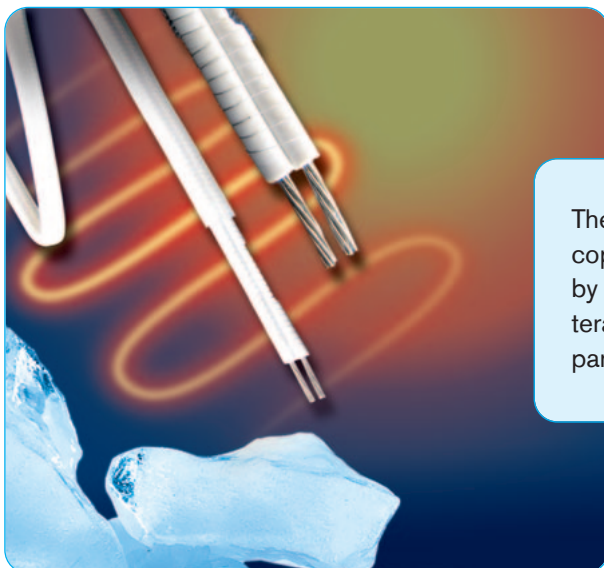
Application: for example in air conditioning units, as anti-freeze protection, defrosting aid in cooling systems.

Construction:


Conductor:	tinned copper strands, extra fine wires acc. to IEC 60228 class 2
Dimension:	2 x 0,75 mm ²
Insulation:	Silicone
Colour code:	white
Stranding:	flat beside each other, separably connected
Contact points:	1 m, 0.5m offset laterally
Sheath material:	Silicone / FEP / PVC
Sheath colour:	translucent
optionally armouring: or additional outer sheath:	tinned copper braiding as mechanical protection or grounding Silicone / FEP / PVC

Technical data:

Allowed surface temperature fixed laying:	PVC: +70 °C Silicone: +200 °C FEP: +200 °C
Fire performance:	flame retardant and self-extinguishing acc. to IEC 60332-1-2 + VDE 0482-332-1-2
Max. heating circle length:	44 m
Tension range:	Item no. Silicone: 0180-9009 230 V 0180- 280 V on request FEP: 0180- 230 V on request 0180- 280 V on request PVC: 0180- 230 V on request 0180- 280 V on request
Dimension:	Silicone: approx. 4,5 x 7,3 mm FEP: approx. 4,5 x 6,3 mm PVC: approx. 4,5 x 7,3 mm
Absence of harmful substances:	acc. to RoHS directive of the European Union Deviating performance categories and dimensions on request!



The parallel heating cable SAB Heat consists of two tinned copper conductors imbedded in silicone and is surrounded by a resistance wire. The contact points are 0.5 m offset laterally. The conductors are flat beside each other and are separably connected to each other.



SAB Bröckskes GmbH & Co. KG

Grefrather Str. 204 - 212 b

41749 Viersen · GERMANY

Tel.: +49/2162/898-0

Fax: +49/2162/898-101

www.sab-cable.com

info@sab-cable.com