


Catalogue Industry & Trade

Cable entries
Installation material





We are WISKA

We are a family-owned company founded in Hamburg in 1919 and have a passion for developing electrical installation materials, maritime lighting products and CCTV video surveillance systems that deliver our customers high quality and ease of operation.

We as manufacturer of ship installation materials know the harsh climate on the coast. These extreme conditions have shaped the demands on our products for over 100 years. The result is that everything we manufacture is high quality and made for the toughest environments.

Our new Factory

At our headquarter's site in Kaltenkirchen, north Hamburg, Germany, we have built a new factory with a high level of automated production, state-of-the-art integrated logistics as well as testing laboratories for a full supply chain at one site for our Industry & Trade business unit, offering high quality and maximum flexibility to our customers.





Made by WISKA

In order to deliver the best solutions and highest quality on time, we control every process of the entire supply chain ourselves. Research and development, design, purchasing, production, laboratory, marketing, sales and logistics as well as after-sales service – everything is in our hands and controlled by strict quality management.

Sustainability is a major asset for us - from materials and production processes along our supply chain, environmental responsibility to our complete staff within our group.

The WISKA Team

It is important for us to know each other well and to have successful relationships with customers, partners and employees. This is done best through personal contact. That is why we at WISKA take the time to care for these relationships supported by a global network of sales partners and our own sales subsidiaries.

That means for you: we are always close by. Before, during and after sales.



High quality manufacturing and where it comes into place

Our cable glands, cable entries and junction boxes offer professional solutions for individual applications in different industries, which contribute to the reliable operational readiness of technical systems.



Cable Protection

Grommets

Cable Entry Systems

Cable Glands

Junction Boxes

Automation



Power Generation



Shipbuilding



Lighting



Railway



Machine and Plant Engineering



Electrical Industry



Plug and Connector Technology



Electrical Installation



Distribution

Content

Cable Glands	6	Cable Glands
Polyamide cable glands & accessories	8	
Metallic cable glands and accessories, brass / stainless steel / zinc	18	
Venting, polyamide / brass / stainless steel	30	
EMC Cable glands and accessories, brass / stainless steel	36	
EX Cable glands and accessories, polyamide / brass / stainless steel	44	
Sealings	62	
Railway cable glands (EN 45545)	70	
Cable Entries		Cable Entries
Grommets	78	
Cable entry systems & divided gland	82	
Cable Protection	88	Cable Protection
Non-Metallic fittings, conduits, connector & adaptor	90	
Metallic fittings & conduits	102	
Junction Boxes	106	Junction Boxes
COMBI series	108	
KA series & KonnektIT	112	
WHK	114	
Accessories	115	
Jointing sleeves	117	
Technical Data	118	T

Our Cable Glands

As early as the 1920s we developed the first plastic cable glands. Today we produce highly specialised polyamide components in-house at our company's steadily growing injection moulding facility.

Cap nuts

Our cable glands can be equipped with different cap nuts for individual requirements and offer the perfect solution for every application in combination with the matching fitting.

Fittings

With the typical WISKA clamping cage, which enables perfect strain relief, there are different variants of fittings. Due to our unique design of the thread pitch on the part of the fitting that mates with the cap nut, our SPRINT® cable glands are very vibration resistant.

Sealing inserts

Our extensive range of seals are available in various materials for special applications. These include, for example, applications at low temperatures or in the railway industry. Find out more on page 60.



SPRINT® Cable Gland System

Our SPRINT® system has been convincing for more than 30 years as an efficient and reliable system for the most versatile areas of application. Due to the large product variety, it is suitable for individual applications.





Our products at a glance

Polyamide cable glands and accessories (Page 8 - 17)



Zinc cable gland (Page 29)



Brass cable glands and accessories (Page 18 - 26)



Stainless steel cable glands and accessories (Page 27 - 29)



Explore more...



SPRINT® Cable glands, ESKV, metric, EN 62444



Protection class IP68 (5 bar 30 min) / IP69
Glow wire test 750 °C
Temperature range -40 °C · 100 °C
Material Gland Polyamide, Gasket EPDM

ESKV

Type	RAL 7035	RAL 7001	RAL 9005	RAL 3000	RAL 9001	Thread	Ø Cable in mm	PU
ESKV 12	10066410	10066380	10066120			M 12x1,5	3 · 7	50
ESKV 16	10066411	10066381	10066121			M 16x1,5	4,5 · 10	50
ESKV 20	10066412	10066382	10066122			M 20x1,5	6 · 13	50
ESKV 25	10066413	10066383	10066123	10060456	10102748	M 25x1,5	9 · 17	50
ESKV 32	10066414	10066384	10066124			M 32x1,5	13 · 21	25
ESKV 40	10066415	10066385	10066125			M 40x1,5	16 · 28	10
ESKV 50	10066416	10066386	10066126			M 50x1,5	21 · 35	4
ESKV 63	10066417	10066387	10066127			M 63x1,5	34 · 48	3

ESKV-L, long thread

Type	RAL 7035	RAL 7001	RAL 9005	RAL 3000	RAL 9001	Thread	Ø Cable in mm	PU
ESKV-L 12	10066390	10066516	10066500			M 12x1,5	3 · 7	50
ESKV-L 16	10066391	10066517	10066501			M 16x1,5	4,5 · 10	50
ESKV-L 20	10066392	10066518	10066502			M 20x1,5	6 · 13	50
ESKV-L 25	10066393	10066519	10066503			M 25x1,5	9 · 17	50
ESKV-L 32	10066394	10066520	10066504			M 32x1,5	13 · 21	25
ESKV-L 40	10066395	10066521	10066505			M 40x1,5	16 · 28	10
ESKV-L 50	10066396	10066522	10066506			M 50x1,5	21 · 35	10
ESKV-L 63	10066397	10066523	10066507			M 63x1,5	34 · 48	10

SPRINT® Cable glands extended clamping range, ESKV PLUS, metric, EN 62444



Protection class IP68 (5 bar 30 min) / IP69
Glow wire test 750 °C
Temperature range -40 °C · 100 °C
Material Gland Polyamide, Gasket EPDM


Type	RAL 7035	RAL 7001	RAL 9005	Thread	Ø Cable in mm	PU
ESKV 20 PLUS	10061789	10061865	10061864	M 20x1,5	7,5 · 14	50
ESKV 25 PLUS	10110695		10110697	M 25x1,5	13 · 17,5	50
ESKV 32 PLUS	10110698		10110700	M 32x1,5	19 · 25	25
ESKV 40 PLUS	10110701		10110703	M 40x1,5	26 · 32	10
ESKV 50 PLUS	10110704		10110706	M 50x1,5	32 · 39	4

SPRINT® Cable glands LowTemp, ESKV LT, metric, EN 62444




Protection class IP68 (5 bar 30 min) / IP69
Glow wire test 750 °C
Temperature range -60 °C · 100 °C
Material Gland Polyamide, Gasket Silicone

ESKV LT

	Type	RAL 7035	RAL 7001	RAL 9005	Thread	Ø Cable in mm	PU
	ESKV 12 LT	10062763	10061917	10061490	M 12x1,5	3 · 7	50
ESKV 16 LT	10062777	10061957	10061499	M 16x1,5	4,5 · 10	50	
ESKV 20 LT	10062778	10061121	10061509	M 20x1,5	6 · 13	50	
ESKV 25 LT	10062779	10061463	10061518	M 25x1,5	9 · 17	50	
ESKV 32 LT	10062780	10061491	10061799	M 32x1,5	13 · 21	25	
ESKV 40 LT	10062781	10061500	10061853	M 40x1,5	16 · 28	10	
ESKV 50 LT	10062782	10061510	10061866	M 50x1,5	21 · 35	4	
ESKV 63 LT	10062800	10061644	10061911	M 63x1,5	34 · 48	3	


ESKV-L LT, long thread

	Type	RAL 7035	RAL 7001	RAL 9005	Thread	Ø Cable in mm	PU
	ESKV-L 12 LT	10062737	10061512	10061690	M 12x1,5	3 · 7	50
ESKV-L 16 LT	10062738	10061691	10061855	M 16x1,5	4,5 · 10	50	
ESKV-L 20 LT	10062739	10061860	10061868	M 20x1,5	6 · 13	50	
ESKV-L 25 LT	10062758	10061869	10061907	M 25x1,5	9 · 17	50	
ESKV-L 32 LT	10062759	10061908	10061919	M 32x1,5	13 · 21	25	
ESKV-L 40 LT	10062760	10061951	10061950	M 40x1,5	16 · 28	10	
ESKV-L 50 LT	10062761	10061494	10061493	M 50x1,5	21 · 35	10	
ESKV-L 63 LT	10062762	10061504	10061502	M 63x1,5	34 · 48	10	

SPRINT® Cable glands flame-retardant, ESKV-F, metric, EN 62444



Protection class IP68 (5 bar 30 min) / IP69
Glow wire test 960 °C
Temperature range -40 °C · 100 °C
Material Gland Polyamide, flame-retardant, Gasket EPDM

	Type	RAL 7035	Thread	Ø Cable in mm	PU
	ESKV-F 12	10064626	M 12x1,5	3 · 7	50
ESKV-F 16	10064627	M 16x1,5	4,5 · 10	50	
ESKV-F 20	10064628	M 20x1,5	6 · 13	50	
ESKV-F 25	10064629	M 25x1,5	9 · 17	50	
ESKV-F 32	10064630	M 32x1,5	13 · 21	25	
ESKV-F 40	10064631	M 40x1,5	16 · 28	10	
ESKV-F 50	10064632	M 50x1,5	21 · 35	4	
ESKV-F 63	10064633	M 63x1,5	34 · 48	3	

SPRINT® Cable glands with accessories, ESKV-Set,
with locknut and connection thread gasket, metric, EN 62444



Protection class IP68 (5 bar 30 min) / IP69
Glow wire test 750 °C

Temperature range -40 °C · 100 °C
Material Gland Polyamide, Gasket EPDM



Type	RAL 7035	Thread	Ø Cable in mm	PU
ESKV-SET 12	10066524	M 12x1,5	3 · 7	50
ESKV-SET 16	10066525	M 16x1,5	4,5 · 10	50
ESKV-SET 20	10066526	M 20x1,5	6 · 13	50
ESKV-SET 25	10066527	M 25x1,5	9 · 17	50
ESKV-SET 32	10066528	M 32x1,5	13 · 21	25
ESKV-SET 40	10066529	M 40x1,5	16 · 28	10
ESKV-SET 50	10066530	M 50x1,5	21 · 35	4
ESKV-SET 63	10066531	M 63x1,5	34 · 48	3

SPRINT® Gland Packs, Cable glands with accessories,
GLP, with locknut, metric, EN 62444



Protection class IP69 / IP68 (5 bar 30 min) / IP69
Glow wire test 750 °C

Temperature range -40 °C · 100 °C
Material Gland Polyamide, Gasket EPDM



Type	RAL 7035	RAL 9005	RAL 3000	RAL 9001	Thread	Ø Cable in mm	PU
GLP12	10106662	10106820			M 12x1,5	3 · 7	10
GLP16	10106661	10106819			M 16x1,5	4,5 · 10	10
GLP20	10100613	10100612	10100614	10100611	M 20x1,5	7,5 · 14	10
GLP25	10106682	10106657	10109780	10106656	M 25x1,5	9 · 17	10
GLP25+	10111148	10111149			M 25x1,5	13 · 17,5	10
GLP32	10105302	10106658			M 32x1,5	13 · 21	10
GLP32+	10111080	10111081			M 32x1,5	18 · 25	10
GLP40	10106659	10106660			M 40x1,5	16 · 28	5
GLP40+	10111150	10111151			M 40x1,5	26 · 32	5
GLP50	10109781	10109782			M 50x1,5	21 · 35	5
GLP50+	10111152	10111153			M 50x1,5	32 · 39	5
GLP63	10109783	10109784			M 63x1,5	34 · 48	5

SPRINT® Cable glands with accessories,
ESKV-RDE, with reduction sealing insert, metric, EN 62444



Protection class IP68 (5 bar 30 min) / IP69
Glow wire test 750 °C

Temperature range -40 °C · 100 °C
Material Gland Polyamide, Gasket EPDM




Type	RAL 7035	RAL 7001	RAL 9005	Thread	Ø Cable in mm	PU
ESKV-RDE 12	10064976	10064984	10064992	M 12x1,5	1 · 7	50
ESKV-RDE 16	10064977	10064985	10064993	M 16x1,5	2 · 10	50
ESKV-RDE 20	10064978	10064986	10064994	M 20x1,5	4 · 13	50
ESKV-RDE 25	10064979	10064987	10064995	M 25x1,5	7 · 17	50
ESKV-RDE 32	10064980	10064988	10064996	M 32x1,5	9 · 21	25
ESKV-RDE 40	10064981	10064989	10064997	M 40x1,5	12 · 28	10
ESKV-RDE 50	10064982	10064990	10064998	M 50x1,5	16 · 35	4
ESKV-RDE 63	10064983	10064991	10064999	M 63x1,5	28 · 48	3

SPRINT® Cable glands, NSKV, NPT



Protection class IP68 (5 bar 30 min) / IP69
Glow wire test 750 °C

Temperature range -40 °C · 100 °C
Material Gland Polyamide, Gasket EPDM


	Type	RAL 7035	RAL 9005	Thread	Ø Cable in mm	PU
	NSKV 1/4	10062655	10061854	NPT 1/4"	3 · 7	50
NSKV 3/8	10062656	10061867	NPT 3/8"	4,5 · 10	50	
NSKV 1/2	10062657	10061906	NPT 1/2"	6 · 13	50	
NSKV 3/4	10062658	10061918	NPT 3/4"	9 · 17	50	
NSKV 1	10062659	10061041	NPT 1"	13 · 21	25	
NSKV 1 1/4	10062731	10061492	NPT 1 1/4"	16 · 28	10	
NSKV 1 1/2	10062732	10061501	NPT 1 1/2"	21 · 35	4	
NSKV 2	10062736	10061511	NPT 2"	34 · 48	3	

Cable glands, SKV, PG



Protection class IP68 (5 bar 30 min)
Glow wire test 750 °C

Temperature range -40 °C · 100 °C
Material Gland Polyamide, Gasket EPDM

	Type	RAL 7035	RAL 7001	RAL 9005	Thread	Ø Cable in mm	PU
	SKV 7	10066400	10066001	10066191	PG 7	3 · 6	50
SKV 9	10066401	10066002	10066192	PG 9	4 · 8	50	
SKV 11	10066402	10066003	10066193	PG 11	5 · 10	50	
SKV 13,5	10066403	10066004	10066194	PG 13,5	6 · 12	50	
SKV 16	10066404	10066005	10066195	PG 16	8 · 14	50	
SKV 21	10066405	10066006	10066196	PG 21	10 · 18	25	
SKV 29	10066406	10066007	10066197	PG 29	16 · 25	20	
SKV 36	10066407	10066008	10066198	PG 36	22 · 32	10	
SKV 42	10066408	10066009	10066199	PG 42	28 · 38	5	
SKV 48	10066409	10101793	10066200	PG 48	36 · 44	4	

Cable Glands

Cable Entries

Cable Protection

Junction Boxes


T

SPRINT® Cable glands with bend protection, ESKVS, metric, EN 62444




Protection class IP68 (5 bar 30 min) / IP69
Glow wire test 750 °C
Temperature range -40 °C - 100 °C
Material Gland Polyamide, Gasket EPDM

ESKVS

	Type	RAL 7035	RAL 9005	Thread	Ø Cable in mm	PU
	ESKVS 12	10060757	10061276	M 12x1,5	3 - 7	100
	ESKVS 16	10060758	10061277	M 16x1,5	4,5 - 10	100
	ESKVS 20	10060759	10061278	M 20x1,5	6 - 13	50
	ESKVS 25	10060760	10061279	M 25x1,5	9 - 17	25
	ESKVS 32	10060761	10061283	M 32x1,5	13 - 21	10

ESKVS-L, long thread


	Type	RAL 7035	RAL 9005	Thread	Ø Cable in mm	PU
	ESKVS-L 12	10061210	10061215	M 12x1,5	3 - 7	100
	ESKVS-L 16	10061211	10061216	M 16x1,5	4,5 - 10	100
	ESKVS-L 20	10061212	10061217	M 20x1,5	6 - 13	50
	ESKVS-L 25	10061213	10061219	M 25x1,5	9 - 17	25
	ESKVS-L 32	10061214	10061220	M 32x1,5	13 - 21	10

Cable glands with bend protection, SKVS, PG



Protection class IP68 (5 bar 30 min) / IP69
Glow wire test 750 °C
Temperature range -40 °C - 100 °C
Material Gland Polyamide, Gasket EPDM

SKVS


	Type	RAL 7035	RAL 9005	Thread	Ø Cable in mm	PU
	SKVS 7	10060615	10061871	PG 7	3 - 6,5	100
	SKVS 9	10060616	10061872	PG 9	4 - 8	100
	SKVS 11	10060617	10061873	PG 11	5 - 10	50
	SKVS 13,5	10060618	10061874	PG 13,5	6 - 12	25
	SKVS 16	10060619	10061875	PG 16	10 - 14	25
	SKVS 21	10060620	10061876	PG 21	13 - 18	10

SPRINT® Cable glands with external strain relief, ESKVZ, metric, EN 62444




Protection class IP68 (5 bar 30 min) / IP69
Glow wire test 750 °C
Temperature range -40 °C - 100 °C
Material Gland Polyamide, Gasket EPDM

ESKVZ

	Type	RAL 7035	RAL 9005	Thread	Ø Cable in mm	PU
	ESKVZ 12	10060722	10061475	M 12x1,5	3 - 7	100
	ESKVZ 16	10060723	10061476	M 16x1,5	4,5 - 10	100
	ESKVZ 20	10060724	10061477	M 20x1,5	6 - 13	50
	ESKVZ 25	10060725	10061478	M 25x1,5	9 - 17	25
	ESKVZ 32	10060727	10061479	M 32x1,5	13 - 21	10

ESKVZ-L, long thread


	Type	RAL 7035	RAL 9005	Thread	Ø Cable in mm	PU
	ESKVZ-L 12	10061465	10061470	M 12x1,5	3 - 7	100
	ESKVZ-L 16	10061466	10061471	M 16x1,5	4,5 - 10	100
	ESKVZ-L 20	10061467	10061472	M 20x1,5	6 - 13	50
	ESKVZ-L 25	10061468	10061473	M 25x1,5	9 - 17	25
	ESKVZ-L 32	10061469	10061474	M 32x1,5	13 - 21	10

SPRINT® Push-In Cable gland



Protection class IP68 (5 bar 30 min) / IP69
Glow wire test 750 °C
Temperature range -40 °C - 100 °C
Material Gasket TPE, Gasket EPDM, Material Polyamide


ESKV-P

	Type	RAL 7035	RAL 9005	Connection	Ø Cable in mm	PU
	ESKV-P 25	10060722	10061475	25	9 - 17	25

ESKVS-P, with bend protection

	Type	RAL 7035	RAL 9005	Connection	Ø Cable in mm	PU
	ESKVS-P 25	10112063	10112064	25	9 - 17	20

ESKVZ-P, with external strain relief

	Type	RAL 7035	RAL 9005	Connection	Ø Cable in mm	PU
	ESKVZ-P 25	10112065	10112066	25	9 - 17	20

Cable Glands

Cable Entries

Cable Protection

Junction Boxes

T

SPRINT® Locknuts



Temperature range -40 °C - 100 °C
Material Polyamide, fibre reinforced

EMUG, metric

	Type	RAL 7035	RAL 7001	RAL 9005	Thread	PU
	EMUG 12	10060770	10062712	10061780	M 12x1,5	100
EMUG 16	10060771	10062713	10061781	M 16x1,5	100	
EMUG 20	10060772	10062714	10061782	M 20x1,5	100	
EMUG 25	10060773	10062715	10061783	M 25x1,5	100	
EMUG 32	10060774	10062716	10061784	M 32x1,5	100	
EMUG 40	10060775	10062717	10061785	M 40x1,5	50	
EMUG 50	10060776	10062718	10061786	M 50x1,5	25	
EMUG 63	10060777	10062719	10061787	M 63x1,5	10	

MUG, PG

	Type	RAL 7035	RAL 7001	RAL 9005	Thread	PU
	MUG 7	10060670		10060680	PG 7	100
MUG 9	10060671		10060681	PG 9	100	
MUG 11	10060672		10060682	PG 11	100	
MUG 13,5	10060673		10060683	PG 13,5	100	
MUG 16	10060674		10060684	PG 16	100	
MUG 21	10060675		10060685	PG 21	100	
MUG 29	10060676		10060686	PG 29	50	
MUG 36	10060677		10060687	PG 36	25	
MUG 42	10060678		10060688	PG 42	25	
MUG 48	10060679		10060689	PG 48	10	

SPRINT® Locknuts flame-retardant, EMUF, metric



Glow wire test 960 °C
Temperature range -40 °C - 100 °C
Material Polyamide UL94-V0

	Type	RAL 7035	RAL 9005	Thread	PU
	EMUF 12	10060810	10061770	M 12x1,5	100
EMUF 16	10060811	10061771	M 16x1,5	100	
EMUF 20	10060812	10061772	M 20x1,5	100	
EMUF 25	10060813	10061773	M 25x1,5	100	
EMUF 32	10060814	10061774	M 32x1,5	100	
EMUF 40	10060815	10061775	M 40x1,5	50	
EMUF 50	10060816	10061776	M 50x1,5	25	
EMUF 63	10060817	10061777	M 63x1,5	10	

Cable Glands

Cable Entries

Cable Protection

Junction Boxes

T

Stop ends



Protection class IP56
Temperature range -40 °C - 100 °C
Material Polyamide, fibre reinforced
Advice: with gasket IP66/68

EVSG, metric

Type	RAL 7035	RAL 7001	RAL 9005	Thread	PU
EVSG 12	10060624	10062514	10061830	M 12x1,5	100
EVSG 16	10060625	10062515	10061831	M 16x1,5	100
EVSG 20	10060626	10062516	10061832	M 20x1,5	100
EVSG 25	10060627	10062517	10061833	M 25x1,5	100
EVSG 32	10060628	10062518	10061834	M 32x1,5	100
EVSG 40	10060629	10062519	10061835	M 40x1,5	50
EVSG 50	10060630	10062520	10061836	M 50x1,5	50
EVSG 63	10060631	10062521	10061837	M 63x1,5	25

VSG, PG

VSG 7	50060728			PG 7	100
VSG 9	50060729			PG 9	100
VSG 11	50060730			PG 11	100
VSG 13,5	50060731			PG 13,5	100
VSG 16	10060732			PG 16	100
VSG 21	50060733			PG 21	100
VSG 29	50060734			PG 29	100
VSG 36	50060735			PG 36	25
VSG 42	50060736			PG 42	25
VSG 48	50060737			PG 48	25

Elbows 90°, EWI90, metric




Temperature range -40 °C - 100 °C
Material Polyamide

Type	RAL 7035	RAL 9005	Thread	PU
EWI90 12	10064682	10064687	M 12x1,5	10
EWI90 16	10064683	10064688	M 16x1,5	10
EWI90 20	10064684	10064689	M 20x1,5	10
EWI90 25	10064685	10064690	M 25x1,5	10
EWI90 32	10064686	10064691	M 32x1,5	5
EWI90 40	10110779	10110787	M 40x1,5	5
EWI90 50	10110780	10110788	M 50x1,5	5
EWI90 63	10110781	10110789	M 63x1,5	5


Enlargement adaptors 

Temperature range -40 °C - 100 °C
Material Polyamide, fibre reinforced

KEM, metric-metric

	Type	RAL 7035	Thread from	Thread to	PU
	KEM 12/16	10063570	M 12x1,5	M 16x1,5	100
	KEM 16/20	10063571	M 16x1,5	M 20x1,5	100
	KEM 20/25	10063572	M 20x1,5	M 25x1,5	100
	KEM 25/32	10063573	M 25x1,5	M 32x1,5	100
	KEM 32/40	10063574	M 32x1,5	M 40x1,5	50

KEP, PG-PG

	KEP 7/9	10063595	PG 7	PG 9	100
	KEP 9/11	10063596	PG 9	PG 11	100
	KEP 11/13,5	10063597	PG 11	PG 13,5	100
	KEP 13,5/16	10063598	PG 13,5	PG 16	100
	KEP 16/21	10063599	PG 16	PG 21	50
	KEP 21/29	10063600	PG 21	PG 29	25
	KEP 29/36	10063601	PG 29	PG 36	20
	EP 36/42	10063602	PG 36	PG 42	10
	KEP 42/48	10063603	PG 42	PG 48	5

Cable Glands

Cable Entries

Cable Protection

Junction Boxes


T

Reduction adaptors




Temperature range -40 °C - 100 °C
Material Polyamide, fibre reinforced

KRM, metric-metric




Type	RAL 7035	RAL 9005	Thread from	Thread to	PU
KRM 16/12	10063577		M 16x1,5	M 12x1,5	100
KRM 20/12	10063578		M 20x1,5	M 12x1,5	100
KRM 20/16	10063579		M 20x1,5	M 16x1,5	100
KRM 25/12	10063580		M 25x1,5	M 12x1,5	100
KRM 25/16	10063581		M 25x1,5	M 16x1,5	100
KRM 25/20	10063582	10063807	M 25x1,5	M 20x1,5	100
KRM 32/16	10063583		M 32x1,5	M 16x1,5	50
KRM 32/20	10063584		M 32x1,5	M 20x1,5	50
KRM 32/25	10063585		M 32x1,5	M 25x1,5	50
KRM 40/20	10063586		M 40x1,5	M 20x1,5	25
KRM 40/25	10063587		M 40x1,5	M 25x1,5	25
KRM 40/32	10063588		M 40x1,5	M 32x1,5	25
KRM 50/25	10063589		M 50x1,5	M 25x1,5	5
KRM 50/32	10063590		M 50x1,5	M 32x1,5	5
KRM 50/40	10063591		M 50x1,5	M 40x1,5	5
KRM 63/32	10063592		M 63x1,5	M 32x1,5	5
KRM 63/40	10063593		M 63x1,5	M 40x1,5	5
KRM 63/50	10063594		M 63x1,5	M 50x1,5	5

KRP, PG-PG



KRP 9/7	10063604		PG 9	PG 7	100
KRP 11/9	10063606		PG 11	PG 9	100
KRP 13,5/9	10063608		PG 13,5	PG 9	100
KRP 13,5/11	10063609		PG 13,5	PG 11	100
KRP16/11	10063611		PG 16	PG 11	100
KRP 16/13,5	10063612		PG 16	PG 13,5	100

KRP, PG-PG



KRP 11/7	10063605		PG 11	PG 7	100
KRP 13,5/7	10063607		PG 13,5	PG 7	100
KRP 16/9	10063610		PG 16	PG 9	100
KRP 21/11	10063613		PG 21	PG 11	100
KRP 21/13,5	10063614		PG 21	PG 13,5	100
KRP 21/16	10063615		PG 21	PG 16	100
KRP 29/13,5	10063616		PG 29	PG 13,5	50
KRP 29/16	10063617		PG 29	PG 16	50
KRP 29/21	10063618		PG 29	PG 21	50
KRP 36/16	10063619		PG 36	PG 16	25
KRP 36/21	10063620		PG 36	PG 21	25
KRP 36/29	10063621		PG 36	PG 29	25
KRP 42/21	10063622		PG 42	PG 21	5
KRP 42/29	10063623		PG 42	PG 29	5
KRP 42/36	10063624		PG 42	PG 36	5
KRP 48/29	10063625		PG 48	PG 29	5
KRP 48/36	10063626		PG 48	PG 36	5
KRP 48/42	10063627		PG 48	PG 42	5

Cable Glands

Cable Entries

Cable Protection

Junction Boxes


T

SPRINT® Cable glands, EMSKV, metric, EN 62444




Protection class IP68 (5 bar 30 min) / IP69
Temperature range -40 °C · 100 °C
Material Gland Brass nickel-plated, Clamping cage Polyamide, Gasket EPDM

EMSKV



Type	Order No.	Thread	Ø Cable in mm	PU
EMSKV 12	10065000	M 12x1,5	3 · 7	50
EMSKV 16	10065001	M 16x1,5	4,5 · 10	50
EMSKV 20	10065002	M 20x1,5	6 · 13	50
EMSKV 25	10065003	M 25x1,5	9 · 17	50
EMSKV 32	10065004	M 32x1,5	13 · 21	25
EMSKV 40	10065005	M 40x1,5	16 · 28	10
EMSKV 50	10065006	M 50x1,5	21 · 35	10
EMSKV 63	10065007	M 63x1,5	34 · 48	10
EMSKV 75	10100865	M 75x1,5	48 · 62	1


EMSKV-L, long thread



EMSKV-L 12	10065008	M 12x1,5	3 · 7	50
EMSKV-L 16	10065009	M 16x1,5	4,5 · 10	50
EMSKV-L 20	10065010	M 20x1,5	6 · 13	50
EMSKV-L 25	10065011	M 25x1,5	9 · 17	50
EMSKV-L 32	10065012	M 32x1,5	13 · 21	25
EMSKV-L 40	10065013	M 40x1,5	16 · 28	10
EMSKV-L 50	10065014	M 50x1,5	21 · 35	10
EMSKV-L 63	10065015	M 63x1,5	34 · 48	10

SPRINT® Cable glands with locknut,
EMSKV-SET, metric, EN 62444

Protection class IP68 (5 bar 30 min) / IP69
Temperature range -40 °C · 100 °C
Material Gland Brass nickel-plated, Clamping cage Polyamide, Gasket EPDM



Type	Order No.	Thread	Ø Cable in mm	PU
EMSKV-SET 12	10065032	M 12x1,5	3 · 7	50
EMSKV-SET 16	10065033	M 16x1,5	4,5 · 10	50
EMSKV-SET 20	10065034	M 20x1,5	6 · 13	50
EMSKV-SET 25	10065035	M 25x1,5	9 · 17	50
EMSKV-SET 32	10065036	M 32x1,5	13 · 21	25
EMSKV-SET 40	10065037	M 40x1,5	16 · 28	10
EMSKV-SET 50	10065038	M 50x1,5	21 · 35	10
EMSKV-SET 63	10065039	M 63x1,5	34 · 48	10

SPRINT® Cable glands LowTemp, EMSKV LT, metric, EN 62444




Protection class IP68 (5 bar 30 min) / IP69
Temperature range -60 °C · 100 °C
Material Gland Brass nickel-plated, Clamping cage Polyamide, Gasket Silicone

EMSKV LT

	Type	Order No.	Thread	Ø Cable in mm	PU
	EMSKV 12 LT	10065800	M 12x1,5	3 - 7	50
	EMSKV 16 LT	10065801	M 16x1,5	4,5 - 10	50
	EMSKV 20 LT	10065802	M 20x1,5	6 - 13	50
	EMSKV 25 LT	10065803	M 25x1,5	9 - 17	50
	EMSKV 32 LT	10065804	M 32x1,5	13 - 21	25
	EMSKV 40 LT	10065805	M 40x1,5	16 - 28	10
	EMSKV 50 LT	10065806	M 50x1,5	21 - 35	10
	EMSKV 63 LT	10065807	M 63x1,5	34 - 48	10

EMSKV-L LT, long thread

	Type	Order No.	Thread	Ø Cable in mm	PU
	EMSKV-L 12 LT	10065808	M 12x1,5	3 - 7	50
	EMSKV-L 16 LT	10065809	M 16x1,5	4,5 - 10	50
	EMSKV-L 20 LT	10065810	M 20x1,5	6 - 13	50
	EMSKV-L 25 LT	10065811	M 25x1,5	9 - 17	50
	EMSKV-L 32 LT	10065812	M 32x1,5	13 - 21	25
	EMSKV-L 40 LT	10065813	M 40x1,5	16 - 28	10
	EMSKV-L 50 LT	10065814	M 50x1,5	21 - 35	10
	EMSKV-L 63 LT	10065815	M 63x1,5	34 - 48	10

SPRINT® Cable glands, NMSKV, NPT



Protection class IP68 (5 bar 30 min) / IP69
Temperature range -40 °C - 100 °C
Material Gland Brass nickel-plated, Clamping cage Polyamide, Gasket EPDM

	Type	Order No.	Thread	Ø Cable in mm	PU
	NMSKV 1/4	10065480	NPT 1/4"	3 - 7	50
	NMSKV 3/8	10065481	NPT 3/8"	4,5 - 10	50
	NMSKV 1/2	10065482	NPT 1/2"	6 - 13	50
	NMSKV 3/4	10065483	NPT 3/4"	9 - 17	50
	NMSKV 1	10065484	NPT 1"	13 - 21	25
	NMSKV 1 1/4	10065485	NPT 1 1/4"	16 - 28	10
	NMSKV 1 1/2	10065486	NPT 1 1/2"	21 - 35	10
	NMSKV 2	10065487	NPT 2"	34 - 48	10

SPRINT® Cable glands with bend protection, EMSKVS, metric, EN 62444




Protection class IP68 (5 bar 30 min) / IP69
Temperature range -40 °C - 100 °C
Material Gland Brass nickel-plated, Clamping cage Polyamide, Gasket EPDM

EMSKVS

	Type	Order No.	Thread	Ø Cable in mm	PU
	EMSKVS 16	10065831	M 16x1,5	4,5 - 10	50
	EMSKVS 20	10065832	M 20x1,5	6 - 13	50
	EMSKVS 25	10065833	M 25x1,5	9 - 17	25
	EMSKVS 32	10065834	M 32x1,5	13 - 21	25
	EMSKVS 40	10065835	M 40x1,5	16 - 28	10
	EMSKVS 50	10065836	M 50x1,5	21 - 35	10
	EMSKVS 63	10065837	M 63x1,5	34 - 48	10

EMSKVS-L, long thread

	Type	Order No.	Thread	Ø Cable in mm	PU
	EMSKVS-L 16	10065851	M 16x1,5	4,5 - 10	50
	EMSKVS-L 20	10065852	M 20x1,5	6 - 13	50
	EMSKVS-L 25	10065853	M 25x1,5	9 - 17	25
	EMSKVS-L 32	10065854	M 32x1,5	13 - 21	25
	EMSKVS-L 40	10065855	M 40x1,5	16 - 28	10
	EMSKVS-L 50	10065856	M 50x1,5	21 - 35	10
	EMSKVS-L 63	10065857	M 63x1,5	34 - 48	10


SPRINT® Cable glands with external strain relief,
 EMSKVZ, metric, EN 62444


Protection class IP68 (5 bar 30 min) / IP69
Temperature range -40 °C · 100 °C
Material Gland Brass nickel-plated, Clamping cage Polyamide, Gasket EPDM

EMSKVZ

	Type	Order No.	Thread	Ø Cable in mm	PU
	EMSKVZ 16	10065351	M 16x1,5	4,5 · 10	25
	EMSKVZ 20	10065352	M 20x1,5	6 · 13	25
	EMSKVZ 25	10065353	M 25x1,5	9 · 17	25
	EMSKVZ 32	10065354	M 32x1,5	13 · 21	10
	EMSKVZ 40	10065355	M 40x1,5	16 · 28	5
	EMSKVZ 50	10065356	M 50x1,5	21 · 35	5
	EMSKVZ 63	10065357	M 63x1,5	34 · 48	5

EMSKVZ-L, long thread

	Type	Order No.	Thread	Ø Cable in mm	PU
	EMSKVZ-L 16	10065860	M 16x1,5	4,5 · 10	25
	EMSKVZ-L 20	10065861	M 20x1,5	6 · 13	25
	EMSKVZ-L 25	10065862	M 25x1,5	9 · 17	25
	EMSKVZ-L 32	10065863	M 32x1,5	13 · 21	10
	EMSKVZ-L 40	10065864	M 40x1,5	16 · 28	5
	EMSKVZ-L 50	10065865	M 50x1,5	21 · 35	5
	EMSKVZ-L 63	10065866	M 63x1,5	34 · 48	5

Cable glands, MSKV, PG


Protection class IP68 (5 bar 30 min) / IP69
Temperature range -40 °C · 100 °C
Material Gland Brass nickel-plated, Clamping cage Polyamide, Gasket TPV

	Type	Order No.	Thread	Ø Cable in mm	PU
	MSKV 7	10062281	PG 7	3 · 6,5	50
	MSKV 9	10062282	PG 9	4 · 8	50
	MSKV 11	10062283	PG 11	5 · 10	50
	MSKV 13,5	10062284	PG 13,5	6 · 12	50
	MSKV 16	10062285	PG 16	10 · 14	50
	MSKV 21	10062286	PG 21	13 · 18	50
	MSKV 29	10062287	PG 29	18 · 25	25
	MSKV 36	10062288	PG 36	22 · 32	10
	MSKV 42	10062289	PG 42	30 · 38	10
	MSKV 48	10062290	PG 48	34 · 44	10

ShotGLAND compression Cable glands,
EMCGV, metric, EN 62444



Protection class IP68 (5 bar 30 min)
Temperature range -40 °C · 120 °C
Material Gland Brass nickel-plated, Gasket EPDM



Type	Order No.	Thread	Ø Cable in mm	PU
EMCGV 8-030	10106389	M 8x1,25	2 · 3,3	50
EMCGV 8-040	10106390	M 8x1,25	3 · 4,3	50
EMCGV 8-050	10106391	M 8x1,25	4 · 5,3	50
EMCGV 12-030	10106392	M 12x1,5	2 · 3	50
EMCGV 12-050	10106393	M 12x1,5	3 · 5	50
EMCGV 12-070	10106394	M 12x1,5	5 · 7	50
EMCGV 12-090	10106395	M 12x1,5	7 · 9	50
EMCGV 16-040	10106396	M 16x1,5	2 · 4	50
EMCGV 16-060	10106397	M 16x1,5	4 · 6	50
EMCGV 16-080	10106398	M 16x1,5	6 · 8	50
EMCGV 16-100	10106399	M 16x1,5	8 · 10	50
EMCGV 16-120	10106400	M 16x1,5	10 · 12	50
EMCGV 20-060	10106401	M 20x1,5	4 · 6	50
EMCGV 20-080	10106402	M 20x1,5	6 · 8	50
EMCGV 20-100	10106403	M 20x1,5	8 · 10	50
EMCGV 20-120	10106404	M 20x1,5	10 · 12	50
EMCGV 20-140	10106405	M 20x1,5	12 · 14	50
EMCGV 20-160	10106406	M 20x1,5	14 · 16	50
EMCGV 25-080	10106407	M 25x1,5	6 · 8	50
EMCGV 25-100	10106408	M 25x1,5	8 · 10	50
EMCGV 25-120	10106409	M 25x1,5	10 · 12	50
EMCGV 25-140	10106410	M 25x1,5	12 · 14	50
EMCGV 25-160	10106411	M 25x1,5	14 · 16	50
EMCGV 25-170	10106412	M 25x1,5	15 · 17	50
EMCGV 32-110	10106413	M 32x1,5	9 · 11	25
EMCGV 32-130	10106414	M 32x1,5	11 · 13	25
EMCGV 32-150	10106415	M 32x1,5	13 · 15	25
EMCGV 32-180	10106416	M 32x1,5	16 · 18	25
EMCGV 32-200	10106417	M 32x1,5	18 · 20	25
EMCGV 32-230	10106419	M 32x1,5	21 · 23	25
EMCGV 40-180	10106420	M 40x1,5	16 · 18	10
EMCGV 40-200	10106421	M 40x1,5	18 · 20	10
EMCGV 40-220	10106422	M 40x1,5	20 · 22	10
EMCGV 40-240	10106423	M 40x1,5	22 · 24	10
EMCGV 40-260	10106424	M 40x1,5	24 · 26	10
EMCGV 40-290	10106425	M 40x1,5	26 · 29	10
EMCGV 50-280	10106426	M 50x1,5	26 · 28	10
EMCGV 50-300	10106427	M 50x1,5	28 · 30	10
EMCGV 50-320	10106428	M 50x1,5	30 · 32	10
EMCGV 50-340	10106429	M 50x1,5	32 · 34	10
EMCGV 50-360	10106430	M 50x1,5	34 · 36	10
EMCGV 50-380	10106431	M 50x1,5	36 · 38	10
EMCGV 63-350	10106432	M 63x1,5	33 · 35	10
EMCGV 63-380	10106433	M 63x1,5	35 · 38	10
EMCGV 63-410	10106434	M 63x1,5	38 · 41	10
EMCGV 63-440	10106435	M 63x1,5	41 · 44	10
EMCGV 63-470	10106436	M 63x1,5	44 · 47	10
EMCGV 63-490	10106437	M 63x1,5	47 · 49	10

Cable Glands

Cable Entries

Cable Protection

Junction Boxes

T

ShotGland compression Cable glands LowTemp, EMCGV LT, metric, EN 62444



Protection class IP68 (5 bar 30 min)
Temperature range -60 °C - 180 °C
Material Gland Brass nickel-plated, Gasket Silicone



Type	Order No.	Thread	Ø Cable in mm	PU
EMCGV 8-030 LT	10106492	M 8x1,25	2 - 3,3	50
EMCGV 8-040 LT	10106493	M 8x1,25	3 - 4,3	50
EMCGV 8-050 LT	10106494	M 8x1,25	4 - 5,3	50
EMCGV 12-030 LT	10106495	M 12x1,5	2 - 3	50
EMCGV 12-050 LT	10106496	M 12x1,5	3 - 5	50
EMCGV 12-070 LT	10106497	M 12x1,5	5 - 7	50
EMCGV 12-090 LT	10106498	M 12x1,5	7 - 9	50
EMCGV 16-040 LT	10106499	M 16x1,5	2 - 4	50
EMCGV 16-060 LT	10106500	M 16x1,5	4 - 6	50
EMCGV 16-080 LT	10106501	M 16x1,5	6 - 8	50
EMCGV 16-100 LT	10106502	M 16x1,5	8 - 10	50
EMCGV 16-120 LT	10106503	M 16x1,5	10 - 12	50
EMCGV 20-060 LT	10106504	M 20x1,5	4 - 6	50
EMCGV 20-080 LT	10106505	M 20x1,5	6 - 8	50
EMCGV 20-100 LT	10106506	M 20x1,5	8 - 10	50
EMCGV 20-120 LT	10106507	M 20x1,5	10 - 12	50
EMCGV 20-140 LT	10106508	M 20x1,5	12 - 14	50
EMCGV 20-160 LT	10106509	M 20x1,5	14 - 16	50
EMCGV 25-080 LT	10106510	M 25x1,5	6 - 8	50
EMCGV 25-100 LT	10106511	M 25x1,5	8 - 10	50
EMCGV 25-120 LT	10106512	M 25x1,5	10 - 12	50
EMCGV 25-140 LT	10106513	M 25x1,5	12 - 14	50
EMCGV 25-160 LT	10106514	M 25x1,5	14 - 16	50
EMCGV 25-170 LT	10106515	M 25x1,5	15 - 17	50
EMCGV 32-110 LT	10106516	M 32x1,5	9 - 11	25
EMCGV 32-130 LT	10106517	M 32x1,5	11 - 13	25
EMCGV 32-150 LT	10106518	M 32x1,5	13 - 15	25
EMCGV 32-180 LT	10106519	M 32x1,5	16 - 18	25
EMCGV 32-200 LT	10106520	M 32x1,5	18 - 20	25
EMCGV 32-230 LT	10106522	M 32x1,5	21 - 23	25
EMCGV 40-180 LT	10106523	M 40x1,5	16 - 18	10
EMCGV 40-200 LT	10106524	M 40x1,5	18 - 20	10
EMCGV 40-220 LT	10106525	M 40x1,5	20 - 22	10
EMCGV 40-240 LT	10106526	M 40x1,5	22 - 24	10
EMCGV 40-260 LT	10106527	M 40x1,5	24 - 26	10
EMCGV 40-290 LT	10106528	M 40x1,5	26 - 29	10
EMCGV 50-280 LT	10106529	M 50x1,5	26 - 28	10
EMCGV 50-300 LT	10106530	M 50x1,5	28 - 30	10
EMCGV 50-320 LT	10106589	M 50x1,5	30 - 32	10
EMCGV 50-340 LT	10106531	M 50x1,5	32 - 34	10
EMCGV 50-360 LT	10106532	M 50x1,5	34 - 36	10
EMCGV 50-380 LT	10106533	M 50x1,5	36 - 38	10
EMCGV 63-350 LT	10106534	M 63x1,5	33 - 35	10
EMCGV 63-380 LT	10106535	M 63x1,5	35 - 38	10
EMCGV 63-410 LT	10106536	M 63x1,5	38 - 41	10
EMCGV 63-440 LT	10106537	M 63x1,5	41 - 44	10
EMCGV 63-470 LT	10106538	M 63x1,5	44 - 47	10
EMCGV 63-490 LT	10106539	M 63x1,5	47 - 49	10

Cable Glands

Cable Entries


Cable Protection

Junction Boxes


T

Material Brass nickel-plated


EMMU, metric

	Type	Order No.	Thread	PU
	EMMU 8	10106828	M 8x1,25	100
	EMMU 12	10063141	M 12x1,5	100
	EMMU 16	10063142	M 16x1,5	100
	EMMU 20	10063143	M 20x1,5	100
	EMMU 25	10063144	M 25x1,5	100
	EMMU 32	10063145	M 32x1,5	100
	EMMU 40	10063146	M 40x1,5	50
	EMMU 50	10063147	M 50x1,5	50
	EMMU 63	10063148	M 63x1,5	50
	EMMU 75	10101777	M 75x1,5	1

MMU, PG

	Type	Order No.	Thread	PU
	MMU 7	10062141	PG 7	100
	MMU 9	10062142	PG 9	100
	MMU 11	10062143	PG 11	100
	MMU 13,5	10062144	PG 13,5	100
	MMU 16	10062145	PG 16	100
	MMU 21	10062146	PG 21	100
	MMU 29	10062147	PG 29	100
	MMU 36	10062148	PG 36	100
	MMU 42	10062149	PG 42	50
	MMU 48	10062150	PG 48	50

NMMU, NPT


	Type	Order No.	Thread	PU
	NMMU 1/4	10100972	NPT 1/4"	100
	NMMU 3/8	10100973	NPT 3/8"	100
	NMMU 1/2	10100974	NPT 1/2"	100
	NMMU 3/4	10100975	NPT 3/4"	100
	NMMU 1	10100976	NPT 1"	100
	NMMU 1 1/4	10100977	NPT 1 1/4"	50
	NMMU 1 1/2	10100978	NPT 1 1/2"	50
	NMMU 2	10100979	NPT 2"	50

Stop ends




Protection class IP54
Advice With O-ring IP66 / IP68
Material Brass nickel-plated


EMVS, metric

	Type	Order No.	Thread	PU
	EMVS 12	10063151	M 12x1,5	100
EMVS 16	10063152	M 16x1,5	100	
EMVS 20	10063153	M 20x1,5	100	
EMVS 25	10063154	M 25x1,5	100	
EMVS 32	10063155	M 32x1,5	50	
EMVS 40	10063156	M 40x1,5	50	
EMVS 50	10063157	M 50x1,5	25	
EMVS 63	10063158	M 63x1,5	10	


EMVS-L, long thread, metric

	Type	Order No.	Thread	PU
	EMVS-L 12	10065072	M 12x1,5	100
EMVS-L 16	10065073	M 16x1,5	100	
EMVS-L 20	10065074	M 20x1,5	100	
EMVS-L 25	10065075	M 25x1,5	100	
EMVS-L 32	10065076	M 32x1,5	50	
EMVS-L 40	10065077	M 40x1,5	50	
EMVS-L 50	10065078	M 50x1,5	25	
EMVS-L 63	10065079	M 63x1,5	10	

EMVS-ORD, with mounted O-ring seal, metric

	Type	Order No.	Thread	PU
	EMVS-ORD 12	10065080	M 12x1,5	100
EMVS-ORD 16	10065081	M 16x1,5	100	
EMVS-ORD 20	10065082	M 20x1,5	100	
EMVS-ORD 25	10065083	M 25x1,5	100	
EMVS-ORD 32	10065084	M 32x1,5	50	
EMVS-ORD 40	10065085	M 40x1,5	50	
EMVS-ORD 50	10065086	M 50x1,5	25	
EMVS-ORD 63	10065087	M 63x1,5	10	

MVS, PG

	Type	Order No.	Thread	PU
	MVS 7	10062151	PG 7	100
MVS 9	10062152	PG 9	100	
MVS 11	10062153	PG 11	100	
MVS 13,5	10062154	PG 13,5	100	
MVS 16	10062155	PG 16	100	
MVS 21	10062156	PG 21	100	
MVS 29	10062157	PG 29	50	
MVS 36	10062158	PG 36	50	
MVS 42	10062159	PG 42	25	
MVS 48	10062160	PG 48	25	

Cable Glands

Cable Entries

Cable Protection


Junction Boxes

T

Enlargement adaptors, MEM, metric-metric




Material Brass nickel-plated

	Type	Order No.	Thread from	Thread to	PU
	MEM 12/16	10063953	M 12x1,5	M 16x1,5	100
	MEM 16/20	10063954	M 16x1,5	M 20x1,5	100
	MEM 20/25	10063955	M 20x1,5	M 25x1,5	50
	MEM 25/32	10063956	M 25x1,5	M 32x1,5	50
	MEM 32/40	10063957	M 32x1,5	M 40x1,5	50
	MEM 40/50	10063958	M 40x1,5	M 50x1,5	25
	MEM 50/63	10063959	M 50x1,5	M 63x1,5	10

Reduction adaptors, MRM, metric-metric



Material Brass nickel-plated


	Type	Order No.	Thread from	Thread to	PU
	MRM 16/12	10063940	M 16x1,5	M 12x1,5	100
	MRM 20/12	10063941	M 20x1,5	M 12x1,5	100
	MRM 20/16	10063942	M 20x1,5	M 16x1,5	100
	MRM 25/16	10063943	M 25x1,5	M 16x1,5	50
	MRM 25/20	10063944	M 25x1,5	M 20x1,5	100
	MRM 32/20	10063945	M 32x1,5	M 20x1,5	25
	MRM 32/25	10063946	M 32x1,5	M 25x1,5	50
	MRM 40/25	10063947	M 40x1,5	M 25x1,5	25
	MRM 40/32	10063948	M 40x1,5	M 32x1,5	25
	MRM 50/32	10063949	M 50x1,5	M 32x1,5	10
	MRM 50/40	10063950	M 50x1,5	M 40x1,5	25
	MRM 63/40	10063951	M 63x1,5	M 40x1,5	10
	MRM 63/50	10063952	M 63x1,5	M 50x1,5	10

HatGLAND Cable glands, HGSM Pack, metric




Protection class IP68 (5 bar 30 min) / IP69
Advice Incl. sealing ring, locknut
Material Gland Stainless steel A2 (1.4305), Gasket EPDM


HGSM, -40 °C - 120 °C, Gasket EPDM

	Type	Order No.	Thread	Ø Cable in mm	PU
	HGSM 12-E Pack	10101853	M 12x0,75	2 - 5	1
HGSM 16-E Pack	10101854	M 16x0,75	2 - 9	1	
HGSM 20-E Pack	10101855	M 20x0,75	3 - 12	1	
HGSM 25-E Pack	10101856	M 25x0,75	4 - 16	1	
HGSM 32-E Pack	10101857	M 32x0,75	9 - 23	1	
HGSM 40-E Pack	10101858	M 40x1,5	16 - 29	1	
HGSM 50-E Pack	10101859	M 50x1,5	26 - 38	1	
HGSM 63-E Pack	10101860	M 63x1,5	32 - 49	1	

HGSM FD, Food, -60 °C - 180 °C, Gasket Silicone FDA approved

	Type	Order No.	Thread	Ø Cable in mm	PU
	HGSM 12 FD Pack	10103623	M 12x0,75	2 - 5	1
HGSM 16 FD Pack	10103624	M 16x0,75	2 - 9	1	
HGSM 20 FD Pack	10103625	M 20x0,75	3 - 12	1	
HGSM 25 FD Pack	10103626	M 25x0,75	4 - 16	1	
HGSM 32 FD Pack	10103627	M 32x0,75	9 - 23	1	
HGSM 40 FD Pack	10103628	M 40x1,5	16 - 29	1	
HGSM 50 FD Pack	10103629	M 50x1,5	26 - 38	1	
HGSM 63 FD Pack	10103630	M 63x1,5	32 - 49	1	

HGSM LT, LowTemp, -60 °C - 180 °C, Gasket Silicone

	Type	Order No.	Thread	Ø Cable in mm	PU
	HGSM 12-LT Pack	10102116	M 12x0,75	2 - 5	1
HGSM 16-LT Pack	10102117	M 16x0,75	2 - 9	1	
HGSM 20-LT Pack	10102118	M 20x0,75	3 - 12	1	
HGSM 25-LT Pack	10102119	M 25x0,75	4 - 16	1	
HGSM 32-LT Pack	10102120	M 32x0,75	9 - 23	1	
HGSM 40-LT Pack	10102121	M 40x1,5	16 - 29	1	
HGSM 50-LT Pack	10102122	M 50x1,5	26 - 38	1	
HGSM 63-LT Pack	10102123	M 63x1,5	32 - 49	1	

SPRINT® Cable glands, ESSKV, metric, EN 62444




Protection class IP68 (5 bar 30 min) / IP69
Temperature range -40 °C · 100 °C
Material Gland Stainless steel, Gasket EPDM, Clamping cage Polyamide

ESSKV, stainless steel 1.4305

	Type	Order No.	Thread	Ø Cable in mm	PU
	ESSKV 12	10069000	M 12x1,5	3 - 7	10
	ESSKV 16	10069001	M 16x1,5	4,5 - 10	10
	ESSKV 20	10069002	M 20x1,5	6 - 13	10
	ESSKV 25	10069003	M 25x1,5	9 - 17	10
	ESSKV 32	10069004	M 32x1,5	13 - 21	5
	ESSKV 40	10069005	M 40x1,5	16 - 28	5
	ESSKV 50	10069006	M 50x1,5	21 - 35	2
	ESSKV 63	10069007	M 63x1,5	34 - 48	1

ESSKV-4, stainless steel 1.4404

	Type	Order No.	Thread	Ø Cable in mm	PU
	ESSKV-4 12	10069100	M 12x1,5	3 - 7	10
	ESSKV-4 16	10069101	M 16x1,5	4,5 - 10	10
	ESSKV-4 20	10069102	M 20x1,5	6 - 13	10
	ESSKV-4 25	10069103	M 25x1,5	9 - 17	10
	ESSKV-4 32	10069104	M 32x1,5	13 - 21	5
	ESSKV-4 40	10069105	M 40x1,5	16 - 28	5
	ESSKV-4 50	10069106	M 50x1,5	21 - 35	2
	ESSKV-4 63	10069107	M 63x1,5	34 - 48	1

SPRINT® Cable glands LowTemp, ESSKV LT, metric, EN 62444




Protection class IP68 (5 bar 30 min) / IP69
Temperature range -60 °C · 100 °C
Material Gland Stainless steel, Gasket Silicone, Clamping cage Polyamide

ESSKV LT, stainless steel 1.4305

	Type	Order No.	Thread	Ø Cable in mm	PU
	ESSKV 12 LT	10065962	M 12x1,5	3 - 7	10
	ESSKV 16 LT	10065963	M 16x1,5	4,5 - 10	10
	ESSKV 20 LT	10065964	M 20x1,5	6 - 13	10
	ESSKV 25 LT	10065965	M 25x1,5	9 - 17	10
	ESSKV 32 LT	10065966	M 32x1,5	13 - 21	5
	ESSKV 40 LT	10065967	M 40x1,5	16 - 28	5
	ESSKV 50 LT	10065968	M 50x1,5	21 - 35	2
	ESSKV 63 LT	10065969	M 63x1,5	34 - 48	1

ESSKV-4 LT, stainless steel 1.4404

	Type	Order No.	Thread	Ø Cable in mm	PU
	ESSKV-4 12 LT	10065881	M 12x1,5	3 - 7	10
	ESSKV-4 16 LT	10065882	M 16x1,5	4,5 - 10	10
	ESSKV-4 20 LT	10065883	M 20x1,5	6 - 13	10
	ESSKV-4 25 LT	10065884	M 25x1,5	9 - 17	10
	ESSKV-4 32 LT	10065885	M 32x1,5	13 - 21	5
	ESSKV-4 40 LT	10065886	M 40x1,5	16 - 28	5
	ESSKV-4 50 LT	10065887	M 50x1,5	21 - 35	2
	ESSKV-4 63 LT	10065888	M 63x1,5	34 - 48	1

Cable Glands

Cable Entries

Cable Protection


Junction Boxes

T

Locknuts, ESMU, metric




Material Stainless steel 1.4305

	Type	Order No.	Thread	PU
	ESMU 12	10064188	M 12x1,5	10
	ESMU 16	10064189	M 16x1,5	10
	ESMU 20	10064190	M 20x1,5	10
	ESMU 25	10064191	M 25x1,5	10
	ESMU 32	10064192	M 32x1,5	5
	ESMU 40	10064193	M 40x1,5	5
	ESMU 50	10064194	M 50x1,5	2
	ESMU 63	10064195	M 63x1,5	1

Stop ends, ESVS, metric



Protection class IP54
Advice With O-ring IP66 / IP68
Material Stainless steel 1.4305

	Type	Order No.	Thread	PU
	ESVS 12	10065460	M 12x1,5	10
	ESVS 16	10065461	M 16x1,5	10
	ESVS 20	10065462	M 20x1,5	10
	ESVS 25	10065463	M 25x1,5	10
	ESVS 32	10065464	M 32x1,5	5
	ESVS 40	10065465	M 40x1,5	5
	ESVS 50	10065466	M 50x1,5	2
	ESVS 63	10065467	M 63x1,5	1

MARATHON® Cable glands, EZMGV-L, metric



Protection class IP 66 / 68
Temperature range -40 °C - 80 °C
Material Gland zinc, Gasket EPDM, Clamping cage Polyamide / TPE

	Type	Order No.	Thread	Ø Cable in mm	PU
	EZMGV-L 20	10108742	M 20x1,5	6 - 13	50

Cable Glands

Cable Entries

Cable Protection

Junction Boxes

T

Our Venting products

We launched the VentGLAND® in 2007, the world's first cable gland with pressure equalisation. VentGLAND® cable glands and VentPLUG pressure equalisation units are nowadays being used around the world, especially in sectors that are moisture and temperature sensitive such as shipping, and the lighting and solar industries.

VentGLAND®

This gland combines pressure equalisation and cable gland in a single unit and features high air flow rates as well as high water protection capacity.



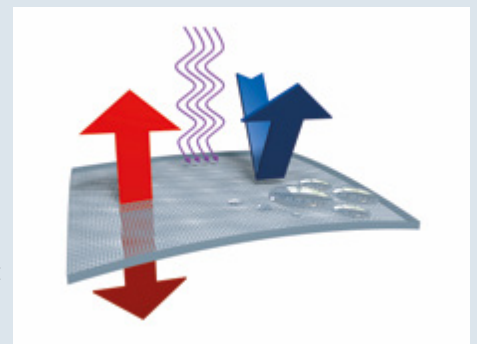
VentPLUG

This plug is used when a cable gland with an additional pressure equalisation unit or a solution without any cable entry is required to vent the enclosure.



The venting membrane

The high performance ePTFE membrane used in our venting products has billions of breathable pores to enable an effective air exchange between the interior and exterior. The micrometer pores also prevent liquids, dirt and contaminants from passing through the membrane and entering the enclosure. The membrane is available with different air flow rates. All of them offer all the properties required for the roughest environmental conditions: They are resistant against UV, salt water, oils and grease. Chemicals and aggressive cleaning substances also have no effect on the membrane's structure and performance.





Our products at a glance

Polyamide VentGLAND® (Page 32)



Polyamide VentPLUG (Page 34)



Brass VentGLAND® (Page 32 - 33)



Brass VentPLUG (Page 35)




Stainless steel VentGLAND® (Page 33)



Brass DrainPLUG (Page 35)




Explore more...




VentGLAND® Cable glands SPRINT®,
 ESGV, polyamide, metric, EN 62444


Protection class IP68 / IP69
Glow wire test 750 °C
Temperature range -40 °C - 100 °C
Material Gland Polyamide, Gasket EPDM, Membrane ePTFE

	Type	RAL 7035	RAL 9005	Thread	Ø Cable in mm	Air flow at 70mbar l/h	PU
	ESVG 16	10104412	10104413	M 16x1,5	4,5 · 10	52	1
ESVG 20	10060974	10060802	M 20x1,5	6 · 13	42	1	
ESVG 25	10100666	10100667	M 25x1,5	9 · 17	65	1	
ESVG 32	10100801	10100802	M 32x1,5	13 · 21	115	1	
ESVG 40	10102471	10102472	M 40x1,5	16 · 28	150	1	

VentGLAND® Cable glands SPRINT®,
 EMSVG, brass nickel-plated, metric, EN 62444



Protection class IP68 / IP69
Temperature range -40 °C - 100 °C
Material Gland Brass nickel-plated, Gasket EPDM, Clamping cage Polyamide, Membrane ePTFE

	Type	Order No.	Thread	Ø Cable in mm	Air flow at 70mbar l/h	PU
	EMSVG 16	10065899	M 16x1,5	4,5 · 10	52	1
EMSVG 20	10065900	M 20x1,5	6 · 13	55	1	
EMSVG 25	10065901	M 25x1,5	9 · 17	90	1	
EMSVG 32	10065902	M 32x1,5	13 · 21	115	1	
EMSVG 40	10065903	M 40x1,5	16 · 28	150	1	
EMSVG 50	10065904	M 50x1,5	21 · 35	225	1	
EMSVG 63	10065905	M 63x1,5	34 · 48	285	1	

VentGLAND® EMC Cable glands SPRINT® with contact spring insert, EMSVG EMV-S, brass nickel-plated, metric, EN 62444



Protection class IP68 / IP69
Temperature range -40 °C - 100 °C
Material Gland Brass nickel-plated, Clamping cage Polyamide, Gasket EPDM, Membrane ePTFE, Earthing cones Stainless steel 1.4310

	Type	Order No.	Thread	Ø Cable in mm	Air flow at 70mbar l/h	PU
	EMSVG 20 EMV-S	10102715	M 20x1,5	6 - 13	55	1
	EMSVG 25 EMV-S	10102716	M 25x1,5	9 - 17	90	1
	EMSVG 32 EMV-S	10102717	M 32x1,5	13 - 21	115	1
	EMSVG 40 EMV-S	10102718	M 40x1,5	16 - 28	150	1
	EMSVG 50 EMV-S	10102719	M 50x1,5	21 - 35	225	1
	EMSVG 63 EMV-S	10102720	M 63x1,5	34 - 48	285	1

VentGLAND® Cable glands SPRINT®, ESSVG, stainless steel, metric, EN 62444




Protection class IP68 / IP69
Temperature range -40 °C - 100 °C
Material Gland Stainless steel, Gasket EPDM, Clamping cage Polyamide, Membrane ePTFE

ESSVG, stainless steel 1.4305

	Type	Order No.	Thread	Ø Cable in mm	Air flow at 70mbar l/h	PU
	ESSVG 16	10104410	M 16x1,5	4,5 - 10	52	1
	ESSVG 20	10069400	M 20x1,5	6 - 13	55	1
	ESSVG 25	10069401	M 25x1,5	9 - 17	90	1
	ESSVG 32	10069402	M 32x1,5	13 - 21	115	1
	ESSVG 40	10069403	M 40x1,5	16 - 28	150	1
	ESSVG 50	10069404	M 50x1,5	21 - 35	225	1
	ESSVG 63	10069405	M 63x1,5	34 - 48	285	1

ESSVG-4, stainless steel 1.4404


	Type	Order No.	Thread	Ø Cable in mm	Air flow at 70mbar l/h	PU
	ESSVG-4 16	10104411	M 16x1,5	4,5 - 10	52	1
	ESSVG-4 20	10069500	M 20x1,5	6 - 13	55	1
	ESSVG-4 25	10069501	M 25x1,5	9 - 17	90	1
	ESSVG-4 32	10069502	M 32x1,5	13 - 21	115	1
	ESSVG-4 40	10069503	M 40x1,5	16 - 28	150	1
	ESSVG-4 50	10069504	M 50x1,5	21 - 35	225	1
	ESSVG-4 63	10069505	M 63x1,5	34 - 48	285	1

VentPLUG Pressure compensation units, EVPS, polyamide, metric




Protection class IP68 / IP69
Temperature range -40 °C - 100 °C
Material Polyamide, Membrane ePTFE

EVPS

	Type	RAL 7035	RAL 9005	Thread	Air flow at 70mbar l/h	PU
	EVPS 12	10102369	10102370	M 12x1,5	22	10
	EVPS 20	10106591	10106595	M 20x1,5	110	10
	EVPS 40	10106593	10106597	M 40x1,5	660	10


EVPS HF, High Air Flow

	EVPS 12 HF	10103263	10103264	M 12x1,5	34	10
	EVPS 20 HF	10106615	10106619	M 20x1,5	280	10
	EVPS 40 HF	10106617	10106621	M 40x1,5	1650	10

EVPS-L, long

	EVPS-L 20	10106592	10106596	M 20x1,5	110	10
	EVPS-L 40	10106594	10106598	M 40x1,5	660	10

EVPS-L HF, High Air Flow, long

	EVPS-L 20 HF	10106616	10106620	M 20x1,5	280	10
	EVPS-L 40 HF	10106618	10106622	M 40x1,5	1650	10

VentPLUG Pressure compensation units, EMVPS, brass nickel-plated, metric



Protection class IP68 / IP69
Temperature range -40 °C - 100 °C
Material Brass nickel-plated, Membrane ePTFE

EMVPS, Gasket EPDM

	Type	Order No.	Thread	Air flow at 70mbar l/h	PU
	EMVPS 12	10103265	M 12x1,5	22	10

EMVPS HF, Gasket Silicone, High Air Flow

	EMVPS 12 HF	10103266	M 12x1,5	34	10
---	-------------	----------	----------	----	----

DrainPLUG, EDPS, brass, metric


Protection class IP66
Temperature range -30 °C - 60 °C
Material Gland Brass nickel-plated, Gasket Polypropylene, Membrane PE

	Type	Order No.	Thread	PU
	EDPS-MN 20	10111161	M 20x1,5	10


Our EMC Cable glands

Modern technologies are constantly becoming more demanding and complex. This increases the vulnerability of electronic components to electromagnetic disturbances. To protect against such interactions, we offer you different approaches to EMC cable glands which ensure effective 360° shielding and durable impermeability for individual uses.

**EMC protection through
contact spring insert**




**EMC protection through
earthing cone**



MagikNUT® – The EMC locknut

Using our cable management expertise, we have again developed a new and unique solution: The MagikNUT®! The MagikNUT® is a polyamide locknut with a built-in stainless steel clip mechanism for EMC shield connections. It can be used with plastic cable glands and plastic fittings, offering users a high level of EMC protection, quick installation time and savings in material costs.





Our products at a glance

EMC Locknut (Page 38)



ShieldGLAND (Page 38)



EMC Cable glands with earthing cone (Page 39)



EMC Cable glands with spring insert (Page 40)



Accessories (Page 40 - 41)



EMC Compression glands (Page 42 - 43)





Explore more...



MagikNUT® EMC Locknut, polyamide / stainless steel




Temperature range -40 °C - 100 °C
Material Polyamide, Stainless steel

 	Type	RAL 7035	RAL 9005	Thread	PU
	MagikNUT 16		10110660	10111060	M 16x1,5
MagikNUT 20		10110661	10111061	M 20x1,5	25
MagikNUT 25		10110662	10111062	M 25x1,5	25

ShieldGLAND, polyamide / brass


Protection class IP68
Temperature range -40 °C - 100 °C
Material Polyamide, brass

	Type	RAL 9005	Thread	Ø Cable in mm	PU
	CUPG-GS03-M20		10112105	M 20x1,5	max. 16
CUPG-GS04-M20		10112106	M 20x1,5	max. 21	10
CUPG-GS05-M25		10112107	M 25x1,5	max. 28	10
CUPG-GS06-M32		10112108	M 32x1,5	max. 36	10

ShieldGLAND



A brand new IP68 rated gland that is suitable for armoured and shielded cable. Superior protection, easy to use and works seamlessly with our COMBI junction box series.



Cable Glands

Cable Entries

Cable Protection

Junction Boxes

T

SPRINT® EMC Cable glands with earthing cones DIN 89345,
 EMSKV EMV-Z, brass nickel-plated, metric, EN 62444


Protection class IP68 (5 bar 30 min) / IP69
Temperature range -40 °C · 100 °C
Material Gland Brass nickel-plated, Clamping cage Polyamide, Gasket EPDM,
 Earthing cones Brass chromium-plated

EMSKV EMV-Z

Type	Order No.	Thread	Ø Cable in mm	PU
EMSKV 12 EMV-Z	10065016	M 12x1,5	3 · 7	50
EMSKV 16 EMV-Z	10065017	M 16x1,5	4,5 · 10	50
EMSKV 20 EMV-Z	10065018	M 20x1,5	6 · 13	50
EMSKV 25 EMV-Z	10065019	M 25x1,5	9 · 17	50
EMSKV 32 EMV-Z	10065020	M 32x1,5	13 · 21	25
EMSKV 40 EMV-Z	10065021	M 40x1,5	16 · 28	10
EMSKV 50 EMV-Z	10065022	M 50x1,5	21 · 35	10
EMSKV 63 EMV-Z	10065023	M 63x1,5	34 · 48	10
EMSKV 75 EMV-Z	10100963	M 75x1,5	48 · 63	1

EMSKV-L EMV-Z, long

EMSKV-L 12 EMV-Z	10065182	M 12x1,5	3 · 7	50
EMSKV-L 16 EMV-Z	10065183	M 16x1,5	4,5 · 10	50
EMSKV-L 20 EMV-Z	10065184	M 20x1,5	6 · 13	50
EMSKV-L 25 EMV-Z	10065185	M 25x1,5	9 · 17	50
EMSKV-L 32 EMV-Z	10065186	M 32x1,5	13 · 21	25
EMSKV-L 40 EMV-Z	10065187	M 40x1,5	16 · 28	10
EMSKV-L 50 EMV-Z	10065188	M 50x1,5	21 · 35	10
EMSKV-L 63 EMV-Z	10065189	M 63x1,5	34 · 48	10

SPRINT® EMC Cable glands with earthing cones
 DIN 89345, ESSKV EMV-Z, metric, EN 62444


Protection class IP68 (5 bar 30 min) / IP69
Temperature range -40 °C · 100 °C
Material Gland Stainless steel A2 (1.4305), Clamping cage Polyamide, Gasket EPDM,
 Earthing cones Brass chromium-plated

ESSKV EMV-Z, stainless steel 1.4305


Type	Order No.	Thread	Ø Cable in mm	PU
ESSKV 12 EMV-Z	10069016	M 12x1,5	3 · 7	10
ESSKV 16 EMV-Z	10069017	M 16x1,5	4,5 · 10	10
ESSKV 20 EMV-Z	10069018	M 20x1,5	6 · 13	10
ESSKV 25 EMV-Z	10069019	M 25x1,5	9 · 17	10
ESSKV 32 EMV-Z	10069020	M 32x1,5	13 · 21	5
ESSKV 40 EMV-Z	10069021	M 40x1,5	16 · 28	5
ESSKV 50 EMV-Z	10069022	M 50x1,5	21 · 35	2
ESSKV 63 EMV-Z	10069023	M 63x1,5	34 · 48	1

ESSKV-4 EMV-Z, stainless steel 1.4404


ESSKV-4 12 EMV-Z	10069116	M 12x1,5	3 · 7	10
ESSKV-4 16 EMV-Z	10069117	M 16x1,5	4,5 · 10	10
ESSKV-4 20 EMV-Z	10069118	M 20x1,5	6 · 13	10
ESSKV-4 25 EMV-Z	10069119	M 25x1,5	9 · 17	10
ESSKV-4 32 EMV-Z	10069120	M 32x1,5	13 · 21	5
ESSKV-4 40 EMV-Z	10069121	M 40x1,5	16 · 28	5
ESSKV-4 50 EMV-Z	10069122	M 50x1,5	21 · 35	2
ESSKV-4 63 EMV-Z	10069123	M 63x1,5	34 · 48	1

SPRINT® EMC Cable glands with contact spring insert,
 EMSKV EMV-S, brass nickel-plated, metric, EN 62444


Protection class IP68 (5 bar 30 min) / IP69
Temperature range -40 °C - 100 °C
Material Gland Brass nickel-plated, Clamping cage Polyamide, Gasket EPDM,
 Contact spring insert Stainless steel 1.4310

EMSKV EMV-S



Type	Order No.	Thread	Ø Cable in mm	PU
EMSKV 12 EMV-S	10102273	M 12x1,5	3 - 7	50
EMSKV 16 EMV-S	10102274	M 16x1,5	4,5 - 10	50
EMSKV 20 EMV-S	10102275	M 20x1,5	6 - 13	50
EMSKV 25 EMV-S	10102276	M 25x1,5	9 - 17	50
EMSKV 32 EMV-S	10102277	M 32x1,5	13 - 21	25
EMSKV 40 EMV-S	10102278	M 40x1,5	16 - 28	10
EMSKV 50 EMV-S	10102279	M 50x1,5	21 - 35	10
EMSKV 63 EMV-S	10102280	M 63x1,5	34 - 48	10

EMSKV-L EMV-S, long thread



EMSKV-L 12 EMV-S	10102645	M 12x1,5	3 - 7	50
EMSKV-L 16 EMV-S	10102646	M 16x1,5	4,5 - 10	50
EMSKV-L 20 EMV-S	10102647	M 20x1,5	6 - 13	50
EMSKV-L 25 EMV-S	10102648	M 25x1,5	9 - 17	50
EMSKV-L 32 EMV-S	10102649	M 32x1,5	13 - 21	25
EMSKV-L 40 EMV-S	10102650	M 40x1,5	16 - 28	10
EMSKV-L 50 EMV-S	10102651	M 50x1,5	21 - 35	10
EMSKV-L 63 EMV-S	10102652	M 63x1,5	34 - 48	10

EMC Locknuts, brass nickel-plated


Temperature range -250 °C - 500 °C
Material Brass nickel-plated

EMMU-EMV, metric


Type	Order No.	Thread	PU
EMMU-EMV 12	10063210	M 12x1,5	100
EMMU-EMV 16	10063211	M 16x1,5	100
EMMU-EMV 20	10063212	M 20x1,5	100
EMMU-EMV 25	10063213	M 25x1,5	100
EMMU-EMV 32	10063214	M 32x1,5	100
EMMU-EMV 40	10063215	M 40x1,5	50
EMMU-EMV 50	10063216	M 50x1,5	50
EMMU-EMV 63	10063217	M 63x1,5	25
EMMU-EMV 75	10102228	M 75x1,5	1


MMU-EMV, PG


MMU-EMV 7	10063218	PG 7	100
MMU-EMV 9	10063219	PG 9	100
MMU-EMV 11	10063220	PG 11	100
MMU-EMV 13,5	10063221	PG 13,5	100
MMU-EMV 16	10063222	PG 16	100
MMU-EMV 21	10063223	PG 21	50
MMU-EMV 29	10063224	PG 29	50
MMU-EMV 36	10063225	PG 36	50
MMU-EMV 42	10063226	PG 42	50
MMU-EMV 48	10063227	PG 48	50

SPRINT® EMC Earthing cones to DIN 89345, EE, brass chromium plated



Advice * Similar DIN 89345
Temperature range -150 °C - 250 °C
Material Brass chromium-plated




Type	Order No.	Ø Cable in mm	For Cable gland type	PU
EE 10-03*	50101021	3	HatGLAND 12	1
EE 12-05*	50085887	5	SPRINT® 12	1
EE 14-07*	50101022	7	HatGLAND 16	1
EE 16-06	50084648	6	SPRINT® 16 / KVM 16	1
EE 16-07*	50085652	7,5	SPRINT® 16 / KVM 16	1
EE 18-06	50084649	6	SPRINT® 20 / KVM18 / HatGLAND20	1
EE 18-07	50080958	7	SPRINT® 20 / KVM18 / HatGLAND20	1
EE 18-09*	50085650	9,5	SPRINT® 20 / KVM18 / HatGLAND20	1
EE 22-14*	50101023	14,5	HatGLAND 25	1
EE 24-06	50084650	6	SPRINT® 25 / KVM 24	1
EE 24-07	50080960	7	SPRINT® 25 / KVM 24	1
EE 24-08	50084651	8	SPRINT® 25 / KVM 24	1
EE 24-10	50080962	10,5	SPRINT® 25 / KVM 24	1
EE 24-13	50080963	13	SPRINT® 25 / KVM 24	1
EE 24-14	50080964	14,5	SPRINT® 25 / KVM 24	1
EE 24-16*	50085654	16	SPRINT® 25 / KVM 24	1
EE 30-16	50084652	16	SPRINT® 32 / KVM30 / HatGLAND32	1
EE 30-18	50081743	18	SPRINT® 32 / KVM30 / HatGLAND32	1
EE 30-20*	50085655	20	SPRINT® 32 / KVM30 / HatGLAND32	1
EE 36-20	50080967	20	SPRINT® 40 / KVM36 / HatGLAND40	1
EE 36-22	50084653	22	SPRINT® 40 / KVM36 / HatGLAND40	1
EE 36-24	50080969	24	SPRINT® 40 / KVM36 / HatGLAND40	1
EE 36-26*	50085656	26	SPRINT® 40 / KVM36 / HatGLAND40	1
EE 45-27	50081592	27	SPRINT® 50 / KVM45 / HatGLAND50	1
EE 45-30	50081407	30	SPRINT® 50 / KVM45 / HatGLAND50	1
EE 45-33*	50085657	33	SPRINT® 50 / KVM45 / HatGLAND50	1
EE 56-35	50081406	35	SPRINT® 63 / KVM56 / HatGLAND63	1
EE 56-39	50080768	39	SPRINT® 63 / KVM56 / HatGLAND63	1
EE 56-45*	50085658	45	SPRINT® 63 / KVM56 / HatGLAND63	1
EE 72-49	50080954	49	KVM 72	1
EE 72-44	50080955	44	KVM 72	1
EE 72-58	50085659	58	KVM 72	1
EE 80-62*	50082650	62	KVM 80	1
EE 105-72*	50084654	72	KVM 105	1
EE 105-77*	50084655	77	KVM 105	1

SPRINT® EMC Contact spring insert, EMV-S, stainless steel



Temperature range -100 °C - 500 °C
Material Stainless steel 1.4310



Type	Order No.	Ø Cable in mm	For Cable gland type	PU
EMV-S 12	10102528	2 - 6	SPRINT® 12	5
EMV-S 16	10102529	3 - 9	SPRINT® 16	5
EMV-S 20	10102530	5 - 12	SPRINT® 20	5
EMV-S 25	10102531	7,5 - 13,5	SPRINT® 25	5
EMV-S 32	10102532	11 - 19	SPRINT® 32	5
EMV-S 40	10102533	14 - 26	SPRINT® 40	1
EMV-S 50	10102534	18 - 32	SPRINT® 50	1
EMV-S 63	10102535	30 - 44	SPRINT® 63	1

ShotGLAND EMC Compression Cable glands with earthing cones DIN 89345, EMCGV EMV-Z, brass, metric, EN 62444



Protection class IP68 (5 bar 30 min)
Temperature range -40 °C · 120 °C
Material Gland Brass nickel-plated, Gasket EPDM, Earthing cones Brass chromium-plated



Type	Order No.	Thread	Ø Cable in mm	PU
EMCGV 8-030 EMV-Z	10106442	M 8x1,25	2 - 3,3	50
EMCGV 8-040 EMV-Z	10106443	M 8x1,25	3 - 4,3	50
EMCGV 8-050 EMV-Z	10106445	M 8x1,25	4 - 5,3	50
EMCGV 12-030 EMV-Z	10106446	M 12x1,5	2 - 3	50
EMCGV 12-050 EMV-Z	10106447	M 12x1,5	3 - 5	50
EMCGV 12-070 EMV-Z	10106448	M 12x1,5	5 - 7	50
EMCGV 12-090 EMV-Z	10106449	M 12x1,5	7 - 9	50
EMCGV 16-040 EMV-Z	10106450	M 16x1,5	2 - 4	50
EMCGV 16-060 EMV-Z	10106451	M 16x1,5	4 - 6	50
EMCGV 16-080 EMV-Z	10106452	M 16x1,5	6 - 8	50
EMCGV 16-100 EMV-Z	10106453	M 16x1,5	8 - 10	50
EMCGV 16-120 EMV-Z	10106454	M 16x1,5	10 - 12	50
EMCGV 20-060 EMV-Z	10106455	M 20x1,5	4 - 6	50
EMCGV 20-080 EMV-Z	10106456	M 20x1,5	6 - 8	50
EMCGV 20-100 EMV-Z	10106457	M 20x1,5	8 - 10	50
EMCGV 20-120 EMV-Z	10106458	M 20x1,5	10 - 12	50
EMCGV 20-140 EMV-Z	10106459	M 20x1,5	12 - 14	50
EMCGV 20-160 EMV-Z	10106460	M 20x1,5	14 - 16	50
EMCGV 25-080 EMV-Z	10106461	M 25x1,5	6 - 8	50
EMCGV 25-100 EMV-Z	10106462	M 25x1,5	8 - 10	50
EMCGV 25-120 EMV-Z	10106463	M 25x1,5	10 - 12	50
EMCGV 25-140 EMV-Z	10106464	M 25x1,5	12 - 14	50
EMCGV 25-160 EMV-Z	10106465	M 25x1,5	14 - 16	50
EMCGV 25-170 EMV-Z	10106466	M 25x1,5	15 - 17	50
EMCGV 32-110 EMV-Z	10106467	M 32x1,5	9 - 11	25
EMCGV 32-130 EMV-Z	10106468	M 32x1,5	11 - 13	25
EMCGV 32-150 EMV-Z	10106469	M 32x1,5	13 - 15	25
EMCGV 32-180 EMV-Z	10106470	M 32x1,5	16 - 18	25
EMCGV 32-200 EMV-Z	10106471	M 32x1,5	18 - 20	25
EMCGV 32-230 EMV-Z	10106473	M 32x1,5	21 - 23	25
EMCGV 40-180 EMV-Z	10106474	M 40x1,5	16 - 18	10
EMCGV 40-200 EMV-Z	10106475	M 40x1,5	18 - 20	10
EMCGV 40-220 EMV-Z	10106476	M 40x1,5	20 - 22	10
EMCGV 40-240 EMV-Z	10106477	M 40x1,5	22 - 24	10
EMCGV 40-260 EMV-Z	10106478	M 40x1,5	24 - 26	10
EMCGV 40-290 EMV-Z	10106479	M 40x1,5	26 - 29	10
EMCGV 50-280 EMV-Z	10106480	M 50x1,5	26 - 28	10
EMCGV 50-300 EMV-Z	10106481	M 50x1,5	28 - 30	10
EMCGV 50-320 EMV-Z	10106482	M 50x1,5	30 - 32	10
EMCGV 50-340 EMV-Z	10106483	M 50x1,5	32 - 34	10
EMCGV 50-360 EMV-Z	10106484	M 50x1,5	34 - 36	10
EMCGV 50-380 EMV-Z	10106485	M 50x1,5	36 - 38	10
EMCGV 63-350 EMV-Z	10106486	M 63x1,5	33 - 35	10
EMCGV 63-380 EMV-Z	10106487	M 63x1,5	35 - 38	10
EMCGV 63-410 EMV-Z	10106488	M 63x1,5	38 - 41	10
EMCGV 63-440 EMV-Z	10106489	M 63x1,5	41 - 44	10
EMCGV 63-470 EMV-Z	10106490	M 63x1,5	44 - 47	10
EMCGV 63-490 EMV-Z	10106491	M 63x1,5	47 - 49	10

ShotGLAND LowTemp EMC compression Cable glands with earthing cones
 DIN 89345, EMCGV EMV-Z, brass, metric, EN 62444

Protection class IP68 (5 bar 30 min)

Temperature range -60 °C · 180 °C

Material Gland Brass nickel-plated, Gasket Silicone, Earthing cones Brass chromium-plated


Type	Order No.	Thread	Ø Cable in mm	PU
EMCGV 8-030 LT EMV-Z	10106540	M 8x1,25	2 - 3,3	50
EMCGV 8-040 LT EMV-Z	10106541	M 8x1,25	3 - 4,3	50
EMCGV 8-050 LT EMV-Z	10106542	M 8x1,25	4 - 5,3	50
EMCGV 12-030 LT EMV-Z	10106543	M 12x1,5	2 - 3	50
EMCGV 12-050 LT EMV-Z	10106544	M 12x1,5	3 - 5	50
EMCGV 12-070 LT EMV-Z	10106545	M 12x1,5	5 - 7	50
EMCGV 12-090 LT EMV-Z	10106546	M 12x1,5	7 - 9	50
EMCGV 16-040 LT EMV-Z	10106547	M 16x1,5	2 - 4	50
EMCGV 16-060 LT EMV-Z	10106548	M 16x1,5	4 - 6	50
EMCGV 16-080 LT EMV-Z	10106549	M 16x1,5	6 - 8	50
EMCGV 16-100 LT EMV-Z	10106550	M 16x1,5	8 - 10	50
EMCGV 16-120 LT EMV-Z	10106551	M 16x1,5	10 - 12	50
EMCGV 20-060 LT EMV-Z	10106552	M 20x1,5	4 - 6	50
EMCGV 20-080 LT EMV-Z	10106553	M 20x1,5	6 - 8	50
EMCGV 20-100 LT EMV-Z	10106554	M 20x1,5	8 - 10	50
EMCGV 20-120 LT EMV-Z	10106555	M 20x1,5	10 - 12	50
EMCGV 20-140 LT EMV-Z	10106556	M 20x1,5	12 - 14	50
EMCGV 20-160 LT EMV-Z	10106557	M 20x1,5	14 - 16	50
EMCGV 25-080 LT EMV-Z	10106558	M 25x1,5	6 - 8	50
EMCGV 25-100 LT EMV-Z	10106559	M 25x1,5	8 - 10	50
EMCGV 25-120 LT EMV-Z	10106560	M 25x1,5	10 - 12	50
EMCGV 25-140 LT EMV-Z	10106561	M 25x1,5	12 - 14	50
EMCGV 25-160 LT EMV-Z	10106562	M 25x1,5	14 - 16	50
EMCGV 25-170 LT EMV-Z	10106563	M 25x1,5	15 - 17	50
EMCGV 32-110 LT EMV-Z	10106564	M 32x1,5	9 - 11	25
EMCGV 32-130 LT EMV-Z	10106565	M 32x1,5	11 - 13	25
EMCGV 32-150 LT EMV-Z	10106566	M 32x1,5	13 - 15	25
EMCGV 32-180 LT EMV-Z	10106567	M 32x1,5	16 - 18	25
EMCGV 32-200 LT EMV-Z	10106568	M 32x1,5	18 - 20	25
EMCGV 32-230 LT EMV-Z	10106570	M 32x1,5	21 - 23	25
EMCGV 40-180 LT EMV-Z	10106571	M 40x1,5	16 - 18	10
EMCGV 40-200 LT EMV-Z	10106572	M 40x1,5	18 - 20	10
EMCGV 40-220 LT EMV-Z	10106573	M 40x1,5	20 - 22	10
EMCGV 40-240 LT EMV-Z	10106574	M 40x1,5	22 - 24	10
EMCGV 40-260 LT EMV-Z	10106575	M 40x1,5	24 - 26	10
EMCGV 40-290 LT EMV-Z	10106576	M 40x1,5	26 - 29	10
EMCGV 50-280 LT EMV-Z	10106577	M 50x1,5	26 - 28	10
EMCGV 50-300 LT EMV-Z	10106578	M 50x1,5	28 - 30	10
EMCGV 50-320 LT EMV-Z	10106579	M 50x1,5	30 - 32	10
EMCGV 50-340 LT EMV-Z	10106580	M 50x1,5	32 - 34	10
EMCGV 50-360 LT EMV-Z	10106581	M 50x1,5	34 - 36	10
EMCGV 50-380 LT EMV-Z	10106582	M 50x1,5	36 - 38	10
EMCGV 63-350 LT EMV-Z	10106583	M 63x1,5	33 - 35	10
EMCGV 63-380 LT EMV-Z	10106584	M 63x1,5	35 - 38	10
EMCGV 63-410 LT EMV-Z	10106585	M 63x1,5	38 - 41	10
EMCGV 63-440 LT EMV-Z	10106586	M 63x1,5	41 - 44	10
EMCGV 63-470 LT EMV-Z	10106587	M 63x1,5	44 - 47	10
EMCGV 63-490 LT EMV-Z	10106588	M 63x1,5	47 - 49	10

Cable Glands

Cable Entries

Cable Protection

Junction Boxes

T

Our EX Cable glands

These cable glands are the perfect option for applications in hazardous areas. Our explosion-proof cable glands are available with various types of ignition protection according to ATEX guidelines and IECEx standards as well as many other international standards. Our Ex-portfolio encompasses everything from cable glands, stop ends and extensions to adaptors.





Our products at a glance


Polyamide EX Cable glands and accessories (Page 46 - 52)



Brass EX d Cable glands and accessories (Page 59 - 61)



Brass EX e Cable glands and accessories (Page 53 - 56)



Stainless steel EX e Cable glands (Page 57 - 58)



Explore more...




SPRINT® EX Cable glands,
 ESKE/1-e, for increased safety, metric



Marking Ex eb, Ex tb
Approval IECEx, ATEX
Protection class IP66 / IP68 (5 bar 30 min)
Glow wire test 750 °C

Temperature range -40 °C · 75 °C
Material Gland Polyamide, Gasket EPDM

ESKE/1-e

	Type	RAL 9005	Threat	Ø Cable in mm	PU
	ESKE/1-e 12	10103363	M 12x1,5	3 - 6	50
ESKE/1-e 16	10103364	M 16x1,5	4,5 - 9	50	
ESKE/1-e 20	10103365	M 20x1,5	7 - 13	50	
ESKE/1-e 25	10103366	M 25x1,5	10 - 17	50	
ESKE/1-e 32	10103367	M 32x1,5	13 - 21	25	
ESKE/1-e 40	10103368	M 40x1,5	17 - 28	10	
ESKE/1-e 50	10103369	M 50x1,5	23 - 35	4	
ESKE/1-e 63	10103370	M 63x1,5	34 - 48	1	

ESKE/1-L-e, long thread


	Type	RAL 9005	Threat	Ø Cable in mm	PU
	ESKE/1-L-e 12	10103379	M 12x1,5	3 - 6	50
ESKE/1-L-e 16	10103380	M 16x1,5	4,5 - 9	50	
ESKE/1-L-e 20	10103381	M 20x1,5	7 - 13	50	
ESKE/1-L-e 25	10103382	M 25x1,5	10 - 17	50	
ESKE/1-L-e 32	10103383	M 32x1,5	13 - 21	25	
ESKE/1-L-e 40	10103384	M 40x1,5	17 - 28	10	
ESKE/1-L-e 50	10103385	M 50x1,5	23 - 35	4	
ESKE/1-L-e 63	10103386	M 63x1,5	34 - 48	1	

SPRINT® EX Cable glands LowTemp,
 ESKE/1-e LT, for increased safety, metric



Marking Ex eb, Ex tb
Approval ATEX, IECEx
Protection class IP66 / IP68 (5 bar 30 min)
Glow wire test 750 °C

Temperature range -60 °C · 75 °C
Material Gland Polyamide, Gasket Silicone

ESKE/1-e LT

	Type	RAL 9005	Threat	Ø Cable in mm	PU
	ESKE/1-e 12 LT	10103429	M 12x1,5	3 - 6	50
ESKE/1-e 16 LT	10103430	M 16x1,5	4,5 - 9	50	
ESKE/1-e 20 LT	10103431	M 20x1,5	7 - 13	50	
ESKE/1-e 25 LT	10103432	M 25x1,5	10 - 17	50	
ESKE/1-e 32 LT	10103433	M 32x1,5	13 - 21	25	
ESKE/1-e 40 LT	10103434	M 40x1,5	17 - 28	10	
ESKE/1-e 50 LT	10103435	M 50x1,5	23 - 35	4	
ESKE/1-e 63 LT	10103436	M 63x1,5	34 - 48	1	

ESKE/1-L-e LT, long thread

	Type	RAL 9005	Threat	Ø Cable in mm	PU
	ESKE/1-L-e 12 LT	10103445	M 12x1,5	3 - 6	50
ESKE/1-L-e 16 LT	10103446	M 16x1,5	4,5 - 9	50	
ESKE/1-L-e 20 LT	10103447	M 20x1,5	7 - 13	50	
ESKE/1-L-e 25 LT	10103448	M 25x1,5	10 - 17	50	
ESKE/1-L-e 32 LT	10103449	M 32x1,5	13 - 21	25	
ESKE/1-L-e 40 LT	10103450	M 40x1,5	17 - 28	10	
ESKE/1-L-e 50 LT	10103451	M 50x1,5	23 - 35	4	
ESKE/1-L-e 63 LT	10103452	M 63x1,5	34 - 48	1	


SPRINT® EX Cable glands with bend protection, ESKE/1S-e, for increased safety




Marking Ex eb, Ex tb
Approval IECEx, ATEX
Protection class IP66 / IP68 (5 bar 30 min)
Glow wire test 750 °C

Temperature range -40 °C - 75 °C
Material Gland Polyamide, Gasket EPDM

ESKE/1S-e, metric

	Type	RAL 9005	Threat	Ø Cable in mm	PU
	ESKE/1S-e 12	10103493	M 12x1,5	3 - 6	50
	ESKE/1S-e 16	10103494	M 16x1,5	4,5 - 9	50
	ESKE/1S-e 20	10103495	M 20x1,5	7 - 13	25
	ESKE/1S-e 25	10103496	M 25x1,5	10 - 17	25
	ESKE/1S-e 32	10103497	M 32x1,5	13 - 21	10

ESKE/1S-L-e, metric, long thread

	Type	RAL 9005	Threat	Ø Cable in mm	PU
	ESKE/1S-L-e 12	10103503	M 12x1,5	3 - 6	50
	ESKE/1S-L-e 16	10103504	M 16x1,5	4,5 - 9	50
	ESKE/1S-L-e 20	10103505	M 20x1,5	7 - 13	25
	ESKE/1S-L-e 25	10103506	M 25x1,5	10 - 17	50
	ESKE/1S-L-e 32	10103507	M 32x1,5	13 - 21	10


SPRINT® EX Cable glands with external strain relief, ESKEZ-e, for increased safety




Marking Ex eb, Ex tb
Approval IECEx, ATEX
Protection class IP66 / IP68 (5 bar 30 min)
Glow wire test 750 °C

Temperature range -40 °C - 75 °C
Material Gland Polyamide, Gasket EPDM

ESKEZ-e, metric

	Type	RAL 9005	Threat	Ø Cable in mm	PU
	ESKEZ-e 20	10100455	M 20x1,5	8 - 13	50
	ESKEZ-e 25	10100456	M 25x1,5	10 - 17	25
	ESKEZ-e 32	10100457	M 32x1,5	16 - 21	10

ESKEZ-L-e, metric, long thread


	Type	RAL 9005	Threat	Ø Cable in mm	PU
	ESKEZ-L-e 20	10100848	M 20x1,5	8 - 13	50
	ESKEZ-L-e 25	10100849	M 25x1,5	10 - 17	25
ESKEZ-L-e 32	10100849	M 32x1,5	16 - 21	10	

SPRINT® EX Cable glands,
 ESKE/1-i, for intrinsic safety, metric



Marking Ex tb, Ex eb
Approval ATEX, IECEx
Protection class IP66 / IP68 (5 bar 30 min)
Glow wire test 750 °C

Temperature range -40 °C · 75 °C
Colour RAL 5012 / RAL 9005
Material Gland Polyamide, Gasket EPDM

ESKE/1-i

	Type	Order No.	Threat	Ø Cable in mm	PU
	ESKE/1-i 12	10103371	M 12x1,5	3 - 6	50
ESKE/1-i 16	10103372	M 16x1,5	4,5 - 9	50	
ESKE/1-i 20	10103373	M 20x1,5	7 - 13	50	
ESKE/1-i 25	10103374	M 25x1,5	10 - 17	50	
ESKE/1-i 32	10103375	M 32x1,5	13 - 21	25	
ESKE/1-i 40	10103376	M 40x1,5	17 - 28	10	
ESKE/1-i 50	10103377	M 50x1,5	23 - 35	4	
ESKE/1-i 63	10103378	M 63x1,5	34 - 48	1	

ESKE/1-L-i, long thread


	Type	Order No.	Threat	Ø Cable in mm	PU
	ESKE/1-L-i 12	10103387	M 12x1,5	3 - 6	50
ESKE/1-L-i 16	10103388	M 16x1,5	4,5 - 9	50	
ESKE/1-L-i 20	10103389	M 20x1,5	7 - 13	50	
ESKE/1-L-i 25	10103390	M 25x1,5	10 - 17	50	
ESKE/1-L-i 32	10103391	M 32x1,5	13 - 21	25	
ESKE/1-L-i 40	10103392	M 40x1,5	17 - 28	10	
ESKE/1-L-i 50	10103393	M 50x1,5	23 - 35	4	
ESKE/1-L-i 63	10103394	M 63x1,5	34 - 48	1	

SPRINT® EX Cable glands LowTemp,
 ESKE/1-i LT, for intrinsic safety, metric



Marking Ex eb, Ex tb
Approval IECEx, ATEX
Protection class IP66 / IP68 (5 bar 30 min)
Glow wire test 750 °C

Temperature range -60 °C · 75 °C
Colour RAL 5012 / RAL 9005
Material Gland Polyamide, Gasket Silicone

ESKE/1-i LT

	Type	Order No.	Threat	Ø Cable in mm	PU
	ESKE/1-i 12 LT	10103437	M 12x1,5	3 - 6	50
ESKE/1-i 16 LT	10103438	M 16x1,5	4,5 - 9	50	
ESKE/1-i 20 LT	10103439	M 20x1,5	7 - 13	50	
ESKE/1-i 25 LT	10103440	M 25x1,5	10 - 17	50	
ESKE/1-i 32 LT	10103441	M 32x1,5	13 - 21	25	
ESKE/1-i 40 LT	10103442	M 40x1,5	17 - 28	10	
ESKE/1-i 50 LT	10103443	M 50x1,5	23 - 35	4	
ESKE/1-i 63 LT	10103444	M 63x1,5	34 - 48	1	

ESKE/1-L-i LT, long thread

	Type	Order No.	Threat	Ø Cable in mm	PU
	ESKE/1-L-i 12 LT	10103453	M 12x1,5	3 - 6	50
ESKE/1-L-i 16 LT	10103454	M 16x1,5	4,5 - 9	50	
ESKE/1-L-i 20 LT	10103455	M 20x1,5	7 - 13	50	
ESKE/1-L-i 25 LT	10103456	M 25x1,5	10 - 17	50	
ESKE/1-L-i 32 LT	10103457	M 32x1,5	13 - 21	25	
ESKE/1-L-i 40 LT	10103458	M 40x1,5	17 - 28	10	
ESKE/1-L-i 50 LT	10103459	M 50x1,5	23 - 35	4	
ESKE/1-L-i 63 LT	10103460	M 63x1,5	34 - 48	1	


SPRINT® EX Cable glands with bend protection, ESKE/1S-i, for intrinsic safety, metric




Marking Ex eb, Ex tb
Approval IECEx, ATEX
Protection class IP66 / IP68 (5 bar 30 min)
Glow wire test 750 °C

Temperature range -40 °C - 75 °C
Colour RAL 5012 / RAL 9005
Material Gland Polyamide, Gasket EPDM

ESKE/1S-i

	Type	Order No.	Threat	Ø Cable in mm	PU
	EESKE/1S-i 12	10103498	M 12x1,5	3 - 6	50
	ESKE/1S-i16	10103499	M 16x1,5	4,5 - 9	50
	ESKE/1S-i 20	10103500	M 20x1,5	7 - 13	25
	ESKE/1S-i 25	10103501	M 25x1,5	10 - 17	25
	ESKE/1S-i 32	10103502	M 32x1,5	13 - 21	10

ESKE/1S-L-i, long thread

	Type	Order No.	Threat	Ø Cable in mm	PU
	ESKE/1S-L-i 12	10103508	M 12x1,5	3 - 6	50
	ESKE/1S-L-i 16	10103509	M 16x1,5	4,5 - 9	50
	ESKE/1S-L-i 20	10103510	M 20x1,5	7 - 13	25
	ESKE/1S-L-i 25	10103511	M 25x1,5	10 - 17	25
	ESKE/1S-L-i 32	10103512	M 32x1,5	13 - 21	10

SPRINT® EX Cable glands with external strain relief, ESKEZ-e, for intrinsic safety, metric



Marking Ex eb, Ex tb
Approval ATEX, IECEx
Protection class IP66 / IP68 (5 bar 30 min)
Glow wire test 750 °C

Temperature range -40 °C - 75 °C
Colour RAL 5012 / RAL 9005
Material Gland Polyamide, Gasket EPDM

ESKEZ-i

	Type	Order No.	Threat	Ø Cable in mm	PU
	ESKEZ-i 20	10100453	M 20x1,5	8 - 13	50
	ESKEZ-i 25	10100846	M 25x1,5	10 - 17	25
	ESKEZ-i 32	10100454	M 32x1,5	16 - 21	10

ESKEZ-L-i, long thread

	Type	Order No.	Threat	Ø Cable in mm	PU
	ESKEZ-L-i 20	10100852	M 20x1,5	8 - 13	50
	ESKEZ-L-i 25	10100853	M 25x1,5	10 - 17	25
	ESKEZ-L-i 32	10100854	M 32x1,5	16 - 21	10

EX Adaptors, EX-APM, polyamide, PG-metric



Marking
Approval
Protection class

Ex eb, Ex tb
IECEX, ATEX
IP66 / IP68 (5 bar 30 min)

Temperature range -40 °C - 75 °C
Material Polyamide, fibre reinforced,
Gasket EPDM

Type	RAL 9005	Thread from	Thread to	Form	PU
EX-APM 7/12	10064748	PG 7	M 12x1,5	A	25
EX-APM 7/16	10064749	PG 7	M 16x1,5	A	25
EX-APM 9/12	10064750	PG 9	M 12x1,5	A	25
EX-APM 9/16	10064751	PG 9	M 16x1,5	A	25
EX-APM 9/20	10064752	PG 9	M 20x1,5	A	25
EX-APM 11/16	10064753	PG 11	M 16x1,5	A	25
EX-APM 11/20	10064754	PG 11	M 20x1,5	A	25
EX-APM 11/25	10064755	PG 11	M 25x1,5	A	25
EX-APM 13,5/16	10064756	PG 13,5	M 16x1,5	A	25
EX-APM 13,5/20	10064757	PG 13,5	M 20x1,5	A	25
EX-APM 13,5/25	10064758	PG 13,5	M 25x1,5	A	25
EX-APM 16/20	10064759	PG 16	M 20x1,5	A	25
EX-APM 16/25	10064760	PG 16	M 25x1,5	A	25
EX-APM 16/32	10064761	PG 16	M 32x1,5	A	25
EX-APM 21/20	10064762	PG 21	M 20x1,5	B	10
EX-APM 21/25	10064763	PG 21	M 25x1,5	A	10
EX-APM 21/32	10064764	PG 21	M 32x1,5	A	10
EX-APM 21/40	10064765	PG 21	M 40x1,5	A	10
EX-APM 29/20	10064766	PG 29	M 20x1,5	B	10
EX-APM 29/25	10064767	PG 29	M 25x1,5	B	10
EX-APM 29/32	10064768	PG 29	M 32x1,5	B	10
EX-APM 29/40	10064769	PG 29	M 40x1,5	A	10
EX-APM 29/50	10064770	PG 29	M 50x1,5	A	10
EX-APM 36/20	10064771	PG 36	M 20x1,5	B	10
EX-APM 36/25	10064772	PG 36	M 25x1,5	B	10
EX-APM 36/32	10064773	PG 36	M 32x1,5	B	10
EX-APM 36/40	10064774	PG 36	M 40x1,5	B	10
EX-APM 36/50	10064775	PG 36	M 50x1,5	A	10
EX-APM 36/63	10064776	PG 36	M 63x1,5	A	10
EX-APM 42/20	10064777	PG 42	M 20x1,5	B	5
EX-APM 42/25	10064778	PG 42	M 25x1,5	B	5
EX-APM 42/32	10064779	PG 42	M 32x1,5	B	5
EX-APM 42/40	10064780	PG 42	M 40x1,5	B	5
EX-APM 42/50	10064781	PG 42	M 50x1,5	A	5
EX-APM 42/63	10064782	PG 42	M 63x1,5	A	5
EX-APM 48/20	10064783	PG 48	M 20x1,5	B	5
EX-APM 48/25	10064784	PG 48	M 25x1,5	B	5
EX-APM 48/32	10064785	PG 48	M 32x1,5	B	5
EX-APM 48/40	10064786	PG 48	M 40x1,5	B	5
EX-APM 48/50	10064787	PG 48	M 50x1,5	B	5
EX-APM 48/63	10064788	PG 48	M 63x1,5	A	5



Cable Glands

Cable Entries

Cable Protection

Junction Boxes

T


EX Reduction adaptors, EX-KRM, polyamide, metric-metric



Marking
Approval
Protection class

Ex eb, Ex tb
IECEX, ATEX
IP66 / IP68 (5 bar 30 min)

Temperature range -40 °C - 75 °C
Material Polyamide, fibre reinforced,
Gasket EPDM



Type	RAL 9005	Thread from	Thread to	Form	PU
EX-KRM 16/12	10064720	M 16x1,5	M 12x1,5	A	100
EX-KRM 20/12	10064721	M 20x1,5	M 12x1,5	B	100
EX-KRM 20/16	10064722	M 20x1,5	M 16x1,5	A	100
EX-KRM 25/12	10064723	M 25x1,5	M 12x1,5	B	100
EX-KRM 25/16	10064724	M 25x1,5	M 16x1,5	B	100
EX-KRM 25/20	10064725	M 25x1,5	M 20x1,5	B	100
EX-KRM 32/16	10064726	M 32x1,5	M 16x1,5	B	50
EX-KRM 32/20	10064727	M 32x1,5	M 20x1,5	B	50
EX-KRM 32/25	10064728	M 32x1,5	M 25x1,5	B	50
EX-KRM 40/20	10064729	M 40x1,5	M 20x1,5	B	25
EX-KRM 40/25	10064730	M 40x1,5	M 25x1,5	B	25
EX-KRM 40/32	10064731	M 40x1,5	M 32x1,5	B	25
EX-KRM 50/20	10064732	M 50x1,5	M 20x1,5	B	5
EX-KRM 50/25	10064733	M 50x1,5	M 25x1,5	B	5
EX-KRM 50/32	10064734	M 50x1,5	M 32x1,5	B	5
EX-KRM 50/40	10064735	M 50x1,5	M 40x1,5	B	5
EX-KRM 63/20	10064736	M 63x1,5	M 20x1,5	B	5
EX-KRM 63/25	10064737	M 63x1,5	M 25x1,5	B	5
EX-KRM 63/32	10064738	M 63x1,5	M 32x1,5	B	5
EX-KRM 63/40	10064739	M 63x1,5	M 40x1,5	B	5
EX-KRM 63/50	10064740	M 63x1,5	M 50x1,5	B	5


EX enlargement adaptors, EX-KEM, polyamide, metric-metric



Marking
Approval
Protection class

Ex eb, Ex tb
IECEX, ATEX
IP66

Temperature range -20 °C - 70 °C
Material Polyamide, fibre reinforced



Type	RAL 9005	Thread from	Thread to	PU
EX-KEM 12/16	10064741	M 12x1,5	M 16x1,5	100
EX-KEM 16/20	10064742	M 16x1,5	M 20x1,5	100
EX-KEM 20/25	10064743	M 20x1,5	M 25x1,5	100
EX-KEM 25/32	10064744	M 25x1,5	M 32x1,5	100
EX-KEM 32/40	10064745	M 32x1,5	M 40x1,5	50
EX-KEM 40/50	10064746	M 40x1,5	M 50x1,5	25
EX-KEM 50/63	10064747	M 50x1,5	M 63x1,5	5

EX stop ends, EX-EVSG, polyamide, metric




Marking
Approval
Protection class

Ex eb, Ex tb
 IECEX, ATEX
 IP66 / IP68 (5 bar 30 min)


Temperature range -40 °C - 75 °C
Material Polyamide

EX-EVSG, Gasket EPDM



Type	RAL 9005	Threat	PU
EX-EVSG 12	10065300	M 12x1,5	100
EX-EVSG 16	10065301	M 16x1,5	100
EX-EVSG 20	10065302	M 20x1,5	100
EX-EVSG 25	10065303	M 25x1,5	100
EX-EVSG 32	10065304	M 32x1,5	50
EX-EVSG 40	10065305	M 40x1,5	30
EX-EVSG 50	10065306	M 50x1,5	30
EX-EVSG 63	10065307	M 63x1,5	30
EX-EVSG 75	10065308	M 75x1,5	2

EX-EVSG LT, LowTemp, Gasket Silicone



EX-EVSG 12 LT	10109529	M 12x1,5	100
EX-EVSG 16 LT	10109530	M 16x1,5	100
EX-EVSG 20 LT	10109531	M 20x1,5	100
EX-EVSG 25 LT	10109532	M 25x1,5	100
EX-EVSG 32 LT	10109533	M 32x1,5	50
EX-EVSG 40 LT	10109534	M 40x1,5	30
EX-EVSG 50 LT	10109535	M 50x1,5	30
EX-EVSG 63 LT	10109536	M 63x1,5	30
EX-EVSG 75 LT	10109537	M 75x1,5	2

SPRINT® ATEX Cable glands, EMSKE, brass nickel-plated, metric



Marking Ex eb, Ex tb
Approval ATEX, IECEx
Protection class IP66 / IP68 (5 bar 30 min)
Temperature range -40 °C - 75 °C

Material Gland Brass nickel-plated,
Clamping cage Polyamide,
Gasket EPDM

EMSKE

	Type	Order No.	Threat	Ø Cable in mm	PU
	EMSKE 12	10065040	M 12x1,5	4 - 7	50
	EMSKE 16	10065041	M 16x1,5	5 - 10	50
	EMSKE 20	10065042	M 20x1,5	6 - 13	50
	EMSKE 25	10065043	M 25x1,5	10 - 17	50
	EMSKE 32	10065044	M 32x1,5	13 - 21	25
	EMSKE 40	10065045	M 40x1,5	16 - 28	10
	EMSKE 50	10065046	M 50x1,5	21 - 35	10
	EMSKE 63	10065047	M 63x1,5	34 - 48	10
	EMSKE 75	10104386	M 75x1,5	48 - 62	1

EMSKE-L, long thread

	EMSKE-L 12	10065048	M 12x1,5	4 - 7	50
	EMSKE-L 16	10065049	M 16x1,5	5 - 10	50
	EMSKE-L 20	10065050	M 20x1,5	6 - 13	50
	EMSKE-L 25	10065051	M 25x1,5	10 - 17	50
	EMSKE-L 32	10065052	M 32x1,5	13 - 21	25
	EMSKE-L 40	10065053	M 40x1,5	16 - 28	10
	EMSKE-L 50	10065054	M 50x1,5	21 - 35	10
	EMSKE-L 63	10065055	M 63x1,5	34 - 48	10

SPRINT® EX Cable glands, NMSKE, brass nickel-plated, NPT



Marking Ex eb, Ex tb
Approval ATEX, IECEx
Protection class IP66 / IP68 (5 bar 30 min)
Temperature range -40 °C - 75 °C

Material Gland Brass nickel-plated,
Clamping cage Polyamide,
Gasket EPDM

	Type	Order No.	Threat	Ø Cable in mm	PU
	NMSKE 1/4	10101082	NPT 1/4"	4 - 7	50
	NMSKE 3/8	10101083	NPT 3/8"	5 - 10	50
	NMSKE 1/2	10101084	NPT 1/2"	6 - 13	50
	NMSKE 3/4	10101085	NPT 3/4"	10 - 17	50
	NMSKE 1	10101086	NPT 1"	13 - 21	25
	NMSKE 1 1/4	10101087	NPT 1 1/4"	16 - 28	10
	NMSKE 1 1/2	10101088	NPT 1 1/2"	21 - 35	10
	NMSKE 2	10101089	NPT 2"	34 - 48	10

Cable Glands

Cable Entries

Cable Protection

Junction Boxes

T

SPRINT® EX Cable glands LowTemp,
 EMSKE LT, brass nickel-plated, metric


Marking Ex eb, Ex tb
Approval ATEX, IECEx
Protection class IP66 / IP68 (5 bar 30 min)
Temperature range -60 °C - 75 °C

Material

Gland Brass nickel-plated
 Clamping cage Polyamide,
 Gasket Silicone

EMSKE LT

	Type	Order No.	Threat	Ø Cable in mm	PU
	EMSKE 12 LT	10065946	M 12x1,5	4 - 7	50
EMSKE 16 LT	10065947	M 16x1,5	5 - 10	50	
EMSKE 20 LT	10065948	M 20x1,5	6 - 13	50	
EMSKE 25 LT	10065949	M 25x1,5	10 - 17	50	
EMSKE 32 LT	10065950	M 32x1,5	13 - 21	25	
EMSKE 40 LT	10065951	M 40x1,5	16 - 28	10	
EMSKE 50 LT	10065952	M 50x1,5	21 - 35	10	
EMSKE 63 LT	10065953	M 63x1,5	34 - 48	10	

EMSKE-L LT, long thread

	Type	Order No.	Threat	Ø Cable in mm	PU
	EMSKE-L 12 LT	10065938	M 12x1,5	4 - 7	50
EMSKE-L 16 LT	10065939	M 16x1,5	5 - 10	50	
EMSKE-L 20 LT	10065940	M 20x1,5	6 - 13	50	
EMSKE-L 25 LT	10065941	M 25x1,5	10 - 17	50	
EMSKE-L 32 LT	10065942	M 32x1,5	13 - 21	25	
EMSKE-L 40 LT	10065943	M 40x1,5	16 - 28	10	
EMSKE-L 50 LT	10065944	M 50x1,5	21 - 35	10	
EMSKE-L 63 LT	10065945	M 63x1,5	34 - 48	10	

SPRINT® EX Cable glands with external
 strain relief, EMSKEZ, metric


Marking Ex eb, Ex tb
Approval ATEX, IECEx
Protection class IP68 (5 bar 30 min)
Temperature range -40 °C - 75 °C

Material

Gland Brass nickel-plated,
 Clamping cage Polyamide,
 Gasket EPDM

	Type	Order No.	Threat	Ø Cable in mm	PU
	EMSKEZ 16	10063071	M 16x1,5	6,5 - 10	25
EMSKEZ 20	10063072	M 20x1,5	8 - 13	25	
EMSKEZ 25	10063073	M 25x1,5	10 - 17	25	
EMSKEZ 32	10063074	M 32x1,5	16 - 21	25	
EMSKEZ 40	10063075	M 40x1,5	18 - 28	10	
EMSKEZ 50	10063076	M 50x1,5	22 - 35	10	
EMSKEZ 63	10063077	M 63x1,5	35 - 48	10	

SPRINT® EX EMC Cable glands with contact spring insert, EMSKE EMV-S



Marking Ex tb, Ex eb
Approval ATEX, IECEx
Protection class IP66 / IP68 (5 bar 30 min)
Temperature range -40 °C - 75 °C

Material

Gland Brass nickel-plated,
 Clamping cage Polyamide,
 Contact spring insert
 Stainless steel 1.4310,
 Gasket EPDM

EMSKE EMV-S, metric

Type	Order No.	Thread	Ø Cable in mm	PU
EMSKE 12 EMV-S	10102971	M 12x1,5	4 - 7	50
EMSKE 16 EMV-S	10102972	M 16x1,5	5 - 10	50
EMSKE 20 EMV-S	10102973	M 20x1,5	6 - 13	50
EMSKE 25 EMV-S	10102974	M 25x1,5	10 - 17	50
EMSKE 32 EMV-S	10102975	M 32x1,5	13 - 21	25
EMSKE 40 EMV-S	10102976	M 40x1,5	16 - 28	10
EMSKE 50 EMV-S	10102977	M 50x1,5	21 - 35	10
EMSKE 63 EMV-S	10102978	M 63x1,5	34 - 48	10

EMSKE-L EMV-S, metric, long thread

EMSKE-L 12 EMV-S	10109986	M 12x1,5	4 - 7	50
EMSKE-L 16 EMV-S	10109987	M 16x1,5	5 - 10	50
EMSKE-L 20 EMV-S	10109988	M 20x1,5	6 - 13	50
EMSKE-L 25 EMV-S	10109989	M 25x1,5	10 - 17	50
EMSKE-L 32 EMV-S	10109990	M 32x1,5	13 - 21	25
EMSKE-L 40 EMV-S	10109991	M 40x1,5	16 - 28	10
EMSKE-L 50 EMV-S	10109992	M 50x1,5	21 - 35	10
EMSKE-L 63 EMV-S	10109993	M 63x1,5	34 - 48	10

SPRINT® EX EMC Cable glands with earthing cones DIN 89345, EMSKE EMV-Z



Marking Ex eb, Ex tb
Approval ATEX, IECEx
Protection class IP66 / IP68 (5 bar 30 min)
Temperature range -40 °C - 75 °C

Material

Gland Brass nickel-plated,
 Clamping cage Polyamide,
 Contact spring insert Brass
 chromium-plated, Gasket EPDM

EMSKE EMV-Z, metric

Type	Order No.	Thread	Ø Cable in mm	PU
EMSKE 12 EMV-Z	10065056	M 12x1,5	4 - 7	50
EMSKE 16 EMV-Z	10065057	M 16x1,5	5 - 10	50
EMSKE 20 EMV-Z	10065058	M 20x1,5	6 - 13	50
EMSKE 25 EMV-Z	10065059	M 25x1,5	10 - 17	50
EMSKE 32 EMV-Z	10065060	M 32x1,5	13 - 21	25
EMSKE 40 EMV-Z	10065061	M 40x1,5	16 - 28	10
EMSKE 50 EMV-Z	10065062	M 50x1,5	21 - 35	10
EMSKE 63 EMV-Z	10065063	M 63x1,5	34 - 48	10
EMSKE 75 EMV-Z	10104143	M75X1,5	48 - 62	1

EMSKE-L EMV-Z, metric, long thread

EMSKE-L 12 EMV-Z	10065922	M 12x1,5	4 - 7	50
EMSKE-L 16 EMV-Z	10065923	M 16x1,5	5 - 10	50
EMSKE-L 20 EMV-Z	10065924	M 20x1,5	6 - 13	50
EMSKE-L 25 EMV-Z	10065925	M 25x1,5	10 - 17	50
EMSKE-L 32 EMV-Z	10065927	M 32x1,5	13 - 21	25
EMSKE-L 40 EMV-Z	10065927	M 40x1,5	16 - 28	10
EMSKE-L 50 EMV-Z	10065928	M 50x1,5	21 - 35	10
EMSKE-L 63 EMV-Z	10065929	M 63x1,5	34 - 48	10


EX stop ends, EX-EMVS, brass nickel-plated, metric



Marking Ex e, Ex tb
Approval IECEx, ATEX
Protection class IP66 / IP68 (5 bar 30 min)
Temperature range -40 °C - 120 °C

Material

Brass nickel-plated,
Gasket EPDM

	Type	Order No.	Threat	PU
	EX-EMVS 12	10065331	M 12x1,5	10
EX-EMVS 16	10065332	M 16x1,5	10	
EX-EMVS 20	10065333	M 20x1,5	10	
EX-EMVS 25	10065334	M 25x1,5	10	
EX-EMVS 32	10065335	M 32x1,5	5	
EX-EMVS 40	10065336	M 40x1,5	5	
EX-EMVS 50	10065337	M 50x1,5	1	
EX-EMVS 63	10065338	M 63x1,5	1	


EX stop ends LowTemp, EX-EMVS LT, brass nickel-plated, metric



Marking Ex e, Ex tb
Approval IECEx, ATEX
Protection class IP66 / IP68 (5 bar 30 min)
Temperature range -60 °C - 120 °C

Material

Brass nickel-plated,
Gasket Silicone

	Type	Order No.	Threat	PU
	EX-EMVS 12 LT	10109790	M 12x1,5	10
EX-EMVS 16 LT	10109791	M 16x1,5	10	
EX-EMVS 20 LT	10109792	M 20x1,5	10	
EX-EMVS 25 LT	10109559	M 25x1,5	10	
EX-EMVS 32 LT	10109793	M 32x1,5	5	
EX-EMVS 40 LT	10109794	M 40x1,5	5	
EX-EMVS 50 LT	10109795	M 50x1,5	1	
EX-EMVS 63 LT	10109796	M 63x1,5	1	

SPRINT® EX Cable glands, ESSKE, stainless steel, metric




Marking Ex tb, Ex eb
Approval ATEX, IECEx
Protection class IP66 / IP68 (5 bar 30 min)
Temperature range -40 °C - 75 °C


Material

Gland Stainless steel,
Clamping cage Polyamide,
Gasket EPDM

ESSKE, stainless steel A2 1.4305

	Type	Order No.	Threat	Ø Cable in mm	PU
	ESSKE 12	10069200	M 12x1,5	4 - 7	10
ESSKE 16	10069201	M 16x1,5	5 - 10	10	
ESSKE 20	10069202	M 20x1,5	6 - 13	10	
ESSKE 25	10069203	M 25x1,5	10 - 17	10	
ESSKE 32	10069204	M 32x1,5	13 - 21	5	
ESSKE 40	10069205	M 40x1,5	16 - 28	5	
ESSKE 50	10069206	M 50x1,5	21 - 35	2	
ESSKE 63	10069207	M 63x1,5	34 - 48	1	

ESSKE-4, stainless steel A4 1.4404

	Type	Order No.	Threat	Ø Cable in mm	PU
	ESSKE-4 12	10069232	M 12x1,5	4 - 7	10
ESSKE-4 16	10069233	M 16x1,5	5 - 10	10	
ESSKE-4 20	10069234	M 20x1,5	6 - 13	10	
ESSKE-4 25	10069235	M 25x1,5	10 - 17	10	
ESSKE-4 32	10069236	M 32x1,5	13 - 21	5	
ESSKE-4 40	10069237	M 40x1,5	16 - 28	5	
ESSKE-4 50	10069238	M 50x1,5	21 - 35	2	
ESSKE-4 63	10069239	M 63x1,5	34 - 48	1	

SPRINT® EX Cable glands LowTemp, ESSKE LT, stainless steel, metric




Marking Ex tb, Ex eb
Approval ATEX, IECEx
Protection class IP66 / IP68 (5 bar 30 min)
Temperature range -60 °C - 75 °C


Material

Gland Stainless steel,
Clamping cage Polyamide,
Gasket Silicone

ESSKE LT, stainless steel A2 1.4305

	Type	Order No.	Threat	Ø Cable in mm	PU
	ESSKE 12 LT	10065986	M 12x1,5	4 - 7	10
ESSKE 16 LT	10065987	M 16x1,5	5 - 10	10	
ESSKE 20 LT	10065988	M 20x1,5	6 - 13	10	
ESSKE 25 LT	10065989	M 25x1,5	10 - 17	10	
ESSKE 32 LT	10065990	M 32x1,5	13 - 21	5	
ESSKE 40 LT	10065991	M 40x1,5	16 - 28	5	
ESSKE 50 LT	10065992	M 50x1,5	21 - 35	2	
ESSKE 63 LT	10065993	M 63x1,5	34 - 48	1	

ESSKE-4 LT, stainless steel A4 1.4404


	Type	Order No.	Threat	Ø Cable in mm	PU
	ESSKE-4 12 LT	10065389	M 12x1,5	4 - 7	10
ESSKE-4 16 LT	10065390	M 16x1,5	5 - 10	10	
ESSKE-4 20 LT	10065391	M 20x1,5	6 - 13	10	
ESSKE-4 25 LT	10065392	M 25x1,5	10 - 17	10	
ESSKE-4 32 LT	10065393	M 32x1,5	13 - 21	5	
ESSKE-4 40 LT	10065394	M 40x1,5	16 - 28	5	
ESSKE-4 50 LT	10065395	M 50x1,5	21 - 35	2	
ESSKE-4 63 LT	10065396	M 63x1,5	34 - 48	1	

SPRINT® EX EMC Cable glands with earthing cones DIN 89345, ESSKE EMV-Z



Marking Ex eb, Ex tb
Approval ATEX, IECEx
Protection class IP68 (5 bar 30 min) / IP66
Temperature range -40 °C · 75 °C

Material

Gland Stainless steel,
 Clamping cage Polyamide,
 Gasket EPDM

ESSKE EMV-Z, stainless steel A2 1.4305, metric


Type	Order No.	Thread	Ø Cable in mm	PU
ESSKE 12 EMV-Z	10069216	M 12x1,5	4 · 7	10
ESSKE 16 EMV-Z	10069217	M 16x1,5	5 · 10	10
ESSKE 20 EMV-Z	10069218	M 20x1,5	6 · 13	10
ESSKE 25 EMV-Z	10069219	M 25x1,5	10 · 17	10
ESSKE 32 EMV-Z	10069220	M 32x1,5	13 · 21	5
ESSKE 40 EMV-Z	10069221	M 40x1,5	16 · 28	5
ESSKE 50 EMV-Z	10069222	M 50x1,5	21 · 35	2
ESSKE 63 EMV-Z	10069223	M 63x1,5	34 · 48	1

ESSKE-4 EMV-Z, stainless steel A4 1.4404, metric



ESSKE-4 12 EMV-Z	10069248	M 12x1,5	4 · 7	10
ESSKE-4 16 EMV-Z	10069249	M 16x1,5	5 · 10	10
ESSKE-4 20 EMV-Z	10069250	M 20x1,5	6 · 13	10
ESSKE-4 25 EMV-Z	10069251	M 25x1,5	10 · 17	10
ESSKE-4 32 EMV-Z	10069252	M 32x1,5	13 · 21	5
ESSKE-4 40 EMV-Z	10069253	M 40x1,5	16 · 28	5
ESSKE-4 50 EMV-Z	10069254	M 50x1,5	21 · 35	2
ESSKE-4 63 EMV-Z	10069255	M 63x1,5	34 · 48	1

EX d Cable glands for non-armoured Cables, OS-A2F-U, brass nickel-plated, metric



Marking Ex eb, Ex tbEx db
Approval IECEx, ATEX
Protection class IP66 7 IP67
Temperature range -60 °C - 110 °C

Material Gland Brass nickel-plated,
Gasket Silicone




Type	Order No.	Threat	Ø Cable in mm	PU
OS-A2F-U 16 / M16	50107568	M 16x1,5	3 - 7	1
OS-A2F-U 16X / M16	50107569	M 16x1,5	5 - 10,3	1
OS-A2F-U 16X / M20	50108019	M 20x1,5	5 - 10,3	1
OS-A2F-U 20 / M20	50107570	M 20x1,5	9 - 15,3	1
OS-A2F-U 25 / M25	50107571	M 25x1,5	13 - 20	1
OS-A2F-U 32 / M32	50107572	M 25x1,5	17 - 26,5	1
OS-A2F-U 40 / M40	50107573	M 40x1,5	22 - 32	1
OS-A2F-U 50 / M50	50107574	M 50x1,5	30 - 42	1
OS-A2F-U 63 / M63	50107575	M 63x1,5	39 - 51	1
OS-A2F-U 63X / M63	50107576	M 63x1,5	46 - 55	1
OS-A2F-U 75 / M75	50107577	M 75x1,5	54 - 61	1
OS-A2F-U 75X / M75	50107578	M 75x1,5	58 - 68	1

EX d Cable glands for non-armoured Cables, OS-E1UF, brass nickel-plated, metric



Marking Ex eb, Ex tbEx db
Approval IECEx, ATEX
Protection class IP66 / IP67
Temperature range -60 °C - 110 °C

Material Gland Brass nickel-plated,
Gasket Silicone



Type	Order No.	Threat	Ø Cable in mm	PU
OS-E1UF 16 / M16	50107579	M 16x1,5	8 - 13	1
OS-E1UF 20 / M20	50107580	M 16x1,5	12 - 15,1	1
OS-E1UF 25 / M25	50107581	M 20x1,5	13 - 17,5	1
OS-E1UF 32 / M32	50107582	M 20x1,5	17,5 - 22	1
OS-E1UF 40 / M40	50107583	M 25x1,5	17,5 - 22	1
OS-E1UF 50 / M50	50107584	M 25x1,5	21 - 26	1
OS-E1UF 63 / M63	50107585	M 32x1,5	22 - 28	1
OS-E1UF 63X / M63	50107586	M 32x1,5	27 - 32	1
OS-E1UF 75 / M75	50107587	M 40x1,5	30 - 35	1
OS-E1UF 75X / M75	50107588	M 40x1,5	35,1 - 40	1


EX d stop ends, OSSP, brass nickel-plated, metric



Marking Ex eb, Ex dbEx tb
Approval ATEX, IECEx
Protection class IP66 / IP67
Temperature range -60 °C - 120 °C

Material

Gasket CR, Brass nickel-plated

	Type	Order No.	Thread	PU
	OSSP-R 16 / M16	50065610	M 16x1,5	1
OSSP-R 20 / M20	50065611	M 20x1,5	1	
OSSP-R 25 / M25	50065612	M 25x1,5	1	
OSSP-R 32 / M32	50065613	M 32x1,5	1	
OSSP-R 40 / M40	50065614	M 40x1,5	1	
OSSP-R 50 / M50	50065615	M 50x1,5	1	
OSSP-R 63 / M63	50065616	M 63x1,5	1	
OSSP-R 75 / M75	50065617	M 75x1,5	1	


EX d reduction adaptors, OSRA, brass nickel-plated, metric-metric



Marking Ex eb, Ex tbEx db
Approval IECEx, ATEX
Protection class IP66 / IP67
Temperature range -60 °C - 110 °C


Material

Brass nickel-plated

	Type	Order No.	Outer Thread	Inner Thread	PU
	OSRA 20 / M20(M)*M16(F)	50065650	M 20x1,5	M 16x1,5	1
OSRA 25 / M25(M)*M16(F)	50065651	M 25x1,5	M 16x1,5	1	
OSRA 25 / M25(M)*M20(F)	50065652	M 25x1,5	M 20x1,5	1	
OSRA 32 / M32(M)*M16(F)	50065653	M 32x1,5	M 16x1,5	1	
OSRA 32 / M32(M)*M20(F)	50065654	M 32x1,5	M 20x1,5	1	
OSRA 32 / M32(M)*M25(F)	50065655	M 32x1,5	M 25x1,5	1	
OSRA 40 / M40(M)*M20(F)	50065656	M 40x1,5	M 20x1,5	1	
OSRA 40 / M40(M)*M25(F)	50065657	M 40x1,5	M 25x1,5	1	
OSRA 40 / M40(M)*M32(F)	50065658	M 40x1,5	M 32x1,5	1	
OSRA 50 / M50(M)*M25(F)	50065659	M 50x1,5	M 25x1,5	1	
OSRA 50 / M50(M)*M32(F)	50065660	M 50x1,5	M 32x1,5	1	
OSRA 50 / M50(M)*M40(F)	50065661	M 50x1,5	M 40x1,5	1	
OSRA 63 / M63(M)*M32(F)	50065662	M 63x1,5	M 32x1,5	1	
OSRA 63 / M63(M)*M40(F)	50065663	M 63x1,5	M 40x1,5	1	
OSRA 63 / M63(M)*M50(F)	50065664	M 63x1,5	M 50x1,5	1	
OSRA 75 / M75(M)*M40(F)	50065665	M 75x1,5	M 40x1,5	1	
OSRA 75 / M75(M)*M50(F)	50065666	M 75x1,5	M 50x1,5	1	
OSRA 75 / M75(M)*M63(F)	50065667	M 75x1,5	M 63x1,5	1	

Earth tags, OSET, brass

**Material** Brass nickel-plated

	Type	Order No.	For Cable gland	PU
	OSET 16 / M16	50065634	M 16	1
OSET 20 / M20	50065635	M 20	1	
OSET 25 / M25	50065636	M 25	1	
OSET 32 / M32	50065637	M 32	1	
OSET 40 / M40	50065638	M 40	1	
OSET 50 / M50	50065639	M 50	1	
OSET 63 / M63	50065640	M 63	1	
OSET 75 / M75	50065641	M 75	1	

EX d enlargement adaptors, OSAJ, brass nickel-plated, metric-metric



Marking	Ex eb, Ex dbEx tb	Material	Brass nickel-plated
Approval	IECEX, ATEX		
Protection class	IP66 / IP67		
Temperature range	-60 °C - 110 °C		

	Type	Order No.	Outer Thread	Inner Thread	PU
	OSAJ 20 / M16(M)*M20(F)	50065686	M 16x1,5	M 20x1,5	1
OSAJ 25 / M16(M)*M25(F)	50065687	M 16x1,5	M 25x1,5	1	
OSAJ 25 / M20(M)*M25(F)	50065688	M 20x1,5	M 25x1,5	1	
OSAJ 32 / M16(M)*M32(F)	50065689	M 16x1,5	M 32x1,5	1	
OSAJ 32 / M20(M)*M32(F)	50065690	M 20x1,5	M 32x1,5	1	
OSAJ 32 / M25(M)*M32(F)	50065691	M 25x1,5	M 32x1,5	1	
OSAJ 40 / M20(M)*M40(F)	50065692	M 20x1,5	M 40x1,5	1	
OSAJ 40 / M25(M)*M40(F)	50065693	M 25x1,5	M 40x1,5	1	
OSAJ 40 / M32(M)*M40(F)	50065694	M 32x1,5	M 40x1,5	1	
OSAJ 50 / M25(M)*M50(F)	50065695	M 25x1,5	M 50x1,5	1	
OSAJ 50 / M32(M)*M50(F)	50065696	M 32x1,5	M 50x1,5	1	
OSAJ 50 / M40(M)*M50(F)	50065697	M 40x1,5	M 50x1,5	1	
OSAJ 63 / M32(M)*M63(F)	50065698	M 32x1,5	M 63x1,5	1	
OSAJ 63 / M40(M)*M63(F)	50065699	M 40x1,5	M 63x1,5	1	
OSAJ 63 / M50(M)*M63(F)	50065700	M 50x1,5	M 63x1,5	1	
OSAJ 75 / M40(M)*M75(F)	50065701	M 40x1,5	M 75x1,5	1	
OSAJ 75 / M50(M)*M75(F)	50065702	M 50x1,5	M 75x1,5	1	
OSAJ 75 / M63(M)*M75(F)	50065703	M 63x1,5	M 75x1,5	1	

Shrouds, OSSH, polyamide




Material CR

OSSH (A), type A

	Type	Order No.	For Cable gland	PU
	OSSH-A16	50065626	E1UF / W 16	1
OSSH-A20	50065627	E1UF / W 20	1	
OSSH-A25	50065628	E1UF / W 25	1	
OSSH-A32	50065629	E1UF / W 32	1	
OSSH-A40	50065630	E1UF / W 40	1	
OSSH-A50	50065631	E1UF / W 50	1	
OSSH-A63	50065632	E1UF / W 63	1	
OSSH-A75	50065633	E1UF / W 75	1	

OSSH (B), type B

	Type	Order No.	For Cable gland	PU
	OSSH-B16	50065642	A2F16	1
OSSH-B20	50065643	A2F20	1	
OSSH-B25	50065644	A2F25	1	
OSSH-B32	50065645	A2F32	1	
OSSH-B40	50065646	A2F40	1	
OSSH-B50	50065647	A2F50	1	
OSSH-B63	50065648	A2F63	1	
OSSH-B75	50065649	A2F75	1	

Sealings

Our comprehensive range of reduction, multiple and special sealing inserts can be combined with all cable glands and materials from the SPRINT® cable gland system, meeting at least the IP66 standard. In addition to individual versions, we also offer various materials for special use, i.e. low temperatures.





Our products at a glance

Multiple seals (MFD) (Page 64 - 65)



Special sealing inserts (Page 66) (FFD, SFD, GFD)



Reduction sealing inserts (RDE) (Page 67)



Blind sealing inserts (VFD) (Page 67)



Connection thread gaskets (Page 68)



O-ring seals (Page 69)



Blind plugs (BS) (Page 69)



Explore more...



SPRINT® Multiple sealing inserts, MFD



Protection class IP66 / IP68

Temperature range -40 °C - 100 °C

Material Thermoplastic elastomer

Remark IP68: Ø Cable diameter min. = Ø Cable diameter max. - 10%, but not bigger than 1 mm under the Ø Cable diameter max.



Type	RAL 9005	Ø Cable in mm	Suitable for Cable Gland	PU
MFD 12/01/015	10102489	0,5 - 1,5	SPRINT® 12	25
MFD 12/02/020	10100525	1 - 2	SPRINT® 12	25
MFD 12/04/020	10064392	1 - 2	SPRINT® 12	25
MFD 16/02/016	10111788	0,6 - 1,6	SPRINT® 16	25
MFD 16/02/040	10064393	2 - 4	SPRINT® 16	25
MFD 16/03/016	10111789	0,6 - 1,6	SPRINT® 16	25
MFD 16/02/045	10110903	2,5 - 4,5	SPRINT® 16	25
MFD 16/03/021	10101014	1 - 2,1	SPRINT® 16	25
MFD 16/03/025	10103165	1 - 2,5	SPRINT® 16	25
MFD 16/03/030	10103716	1 - 3	SPRINT® 16	25
MFD 16/04/025	10109239	1 - 2,5	SPRINT® 16	25
MFD 16/05/020	10105950	1 - 2	SPRINT® 16	25
MFD 20/01/040	10111948	2 - 4	SPRINT® 20	25
MFD 20/01/060	10102387	4 - 6	SPRINT® 20	25
MFD 20/01/075-02/021	10104887	1 - 7,5	SPRINT® 20	25
MFD 20/01/090	10102841	7 - 9	SPRINT® 20	25
MFD 20/01/075-02/021	10104888	1 - 4,8	SPRINT® 20	25
MFD 20/02/045-02/030	10105643	1,5 - 4,5	SPRINT® 20	25
MFD 20/02/025	10109287	1 - 2,5	SPRINT® 20	25
MFD 20/02/040	10109614	2 - 4	SPRINT® 20	25
MFD 20/02/050	10101015	3 - 5	SPRINT® 20	25
MFD 20/02/060	10064395	4 - 6	SPRINT® 20	25
MFD 20/02/065	10060953	4,5 - 6,5	SPRINT® 20	25
MFD 20/03/040	10064341	2,5 - 4	SPRINT® 20	25
MFD 20/03/045	10102306	2,5 - 4,5	SPRINT® 20	25
MFD 20/03/048	10104156	3 - 4,8	SPRINT® 20	25
MFD 20/03/055	10105412	3,5 - 5,5	SPRINT® 20	25
MFD 20/04/030	10102722	1 - 3	SPRINT® 20	25
MFD 20/04/040	10106843	2 - 4	SPRINT® 20	25
MFD 20/05/030	10102853	1 - 3	SPRINT® 20	25
MFD 20/07/010	10105299	0,5 - 1	SPRINT® 20	25
MFD 20/06/030	10105685	1 - 3	SPRINT® 20	25
MFD 25/01/050	10109789	3 - 5	SPRINT® 25	25
MFD 25/01/065	10060954	4 - 6,5	SPRINT® 25	25
MFD 25/01/090	10101016	7 - 9	SPRINT® 25	25
MFD 25/01/105-01/055	10101255	4,5 - 10,5	SPRINT® 25	25
MFD 25/01/094-01/058	10106779	3,8 - 9,4	SPRINT® 25	25
MFD 25/01/094-01/063	10107154	4,3 - 9,4	SPRINT® 25	25
MFD 25/02/030	10102655	1 - 3	SPRINT® 25	25
MFD 25/02/060	10060452	4 - 6	SPRINT® 25	25
MFD 25/02/060	10110889	4 - 6	SPRINT® 25	100
MFD 25/02/070	10063995	5 - 7	SPRINT® 25	25
MFD 25/02/070-01/040	10102979	2 - 7	SPRINT® 25	25
MFD 25/02/080	10060952	6 - 8	SPRINT® 25	25
MFD 25/03/045	10103325	2,5 - 4,5	SPRINT® 25	25
MFD 25/03/060	10104351	4 - 6	SPRINT® 25	25
MFD 25/03/060	10110890	4 - 6	SPRINT® 25	100
MFD 25/03/070	10064342	5 - 7	SPRINT® 25	25
MFD 25/03/073	10107540	5,3 - 7,3	SPRINT® 25	25
MFD 25/02/060-01/080	10111056	4 - 8	SPRINT® 25	25
MFD 25/04/060	10064343	4 - 6	SPRINT® 25	25
MFD 25/04/060	10110891	4 - 6	SPRINT® 25	100
MFD 25/04/064	10107541	4,4 - 6,4	SPRINT® 25	25
MFD 25/05/056	10102023	4,6 - 5,6	SPRINT® 25	25
MFD 25/05/056	10110892	4,6 - 5,6	SPRINT® 25	100
MFD 32/01/050	10103157	3 - 5	SPRINT® 32	25

Type	RAL 9005	Ø Cable in mm	Suitable for Cable Gland	PU
MFD 32/01/073	10110362	4 - 7,3	SPRINT® 32	25
MFD 32/01/090	10110285	7 - 9	SPRINT® 32	25
MFD 32/01/120	10110361	9 - 12	SPRINT® 32	25
MFD 32/01/060-02/090	10103653	4 - 9	SPRINT® 32	25
MFD 32/01/100-01/090	10108826	8 - 10	SPRINT® 32	25
MFD 32/01/115-01/050	10102794	4 - 11,5	SPRINT® 32	25
MFD 32/01/115-01/065	10104604	4,5 - 11,5	SPRINT® 32	25
MFD 32/01/115-01/085	10101256	7,5 - 11,5	SPRINT® 32	25
MFD 32/01/132-01/065	10104605	4,5 - 13,2	SPRINT® 32	25
MFD 32/02/080	10102743	6 - 8	SPRINT® 32	25
MFD 32/02/085	10102493	6,5 - 8,5	SPRINT® 32	25
MFD 32/02/100	10104352	8 - 10	SPRINT® 32	25
MFD 32/03/080	10101018	6 - 8	SPRINT® 32	25
MFD 32/03/065	10102169	4,5 - 6,5	SPRINT® 32	25
MFD 32/03/090	10102170	7 - 9	SPRINT® 32	25
MFD 32/04/070	10064344	5 - 7	SPRINT® 32	25
MFD 32/04/080	10064950	6 - 8	SPRINT® 32	25
MFD 32/01/060-02/070-01/080	10110852	6 - 8	SPRINT® 32	25
MFD 32/05/070	10101140	5 - 7	SPRINT® 32	25
MFD 32/06/060	10064345	4 - 6	SPRINT® 32	25
MFD 32/06/040	10106278	2 - 4	SPRINT® 32	25
MFD 32/08/040	10103687	2 - 4	SPRINT® 32	25
MFD 32/03/060-01/080	10111057	4 - 8	SPRINT® 32	25
MFD 32/08/050	10110089	3 - 5	SPRINT® 32	25
MFD 40/01/060	10108661	4 - 6	SPRINT® 40	25
MFD 40/01/160-01/065	10104606	4,5 - 16	SPRINT® 40	25
MFD 40/01/150-02/085	10106440	7,5 - 15	SPRINT® 40	25
MFD 40/02/060-01/130	10105687	4 - 13	SPRINT® 40	25
MFD 40/02/070-01/100-02/115	10102765	5 - 11,5	SPRINT® 40	25
MFD 40/02/110-01/060	10105341	4 - 11	SPRINT® 40	25
MFD 40/02/120-01/070	10102488	5 - 12	SPRINT® 40	25
MFD 40/02/110	10105340	9 - 11	SPRINT® 40	25
MFD 40/03/125	10102054	10,5 - 12,5	SPRINT® 40	25
MFD 40/04/090-01/060	10105342	4 - 9	SPRINT® 40	25
MFD 40/04/100	10101017	8 - 10	SPRINT® 40	25
MFD 40/04/110	10104145	9 - 11	SPRINT® 40	25
MFD 40/05/090	10109605	7 - 9	SPRINT® 40	25
MFD 40/06/065	10102171	4,5 - 6,5	SPRINT® 40	25
MFD 40/06/070	10110088	5 - 7	SPRINT® 40	25
MFD 40/06/090	10102172	7 - 9	SPRINT® 40	25
MFD 40/07/070	10064348	5 - 7	SPRINT® 40	25
MFD 40/07/080	10064347	6 - 8	SPRINT® 40	25
MFD 40/08/060	10064346	4 - 6	SPRINT® 40	25
MFD 40/08/070	10102744	5 - 7	SPRINT® 40	25
MFD 40/09/069	10101427	5,5 - 6,9	SPRINT® 40	25
MFD 40/10/064	10108982	4,4 - 6,4	SPRINT® 40	25
MFD 40/16/035	10103686	2,5 - 3,5	SPRINT® 40	25
MFD 50/01/170	10105343	15 - 17	SPRINT® 50	25
MFD 50/03/135	10105557	11,5 - 13,5	SPRINT® 50	25
MFD 50/03/157	10109984	13,7 - 15,7	SPRINT® 50	25
MFD 50/04/110-01/060	10105344	4 - 11	SPRINT® 50	25
MFD 50/08/070	10109606	5 - 7	SPRINT® 50	25
MFD 50/09/080	10064394	6 - 8	SPRINT® 50	25
MFD 50/15/050	10102745	4 - 5	SPRINT® 50	25
MFD 50/15/065	10109823	5,5 - 6,5	SPRINT® 50	25
MFD 50/16/060	10102746	4 - 6	SPRINT® 50	25
MFD 50/25/050	10063102	4 - 5	SPRINT® 50	25
MFD 50/30/040	10104144	3 - 4	SPRINT® 50	25
MFD 63/02/168	10105293	15,8 - 16,8	SPRINT® 63	25
MFD 63/03/065	10101201	5 - 6,5	SPRINT® 63	25
MFD 63/03/145	10103689	12,5 - 14,5	SPRINT® 63	25
MFD 63/02/065-01/090	10101223	5 - 9	SPRINT® 63	25
MFD 63/06/085	10103678	7,5 - 8,5	SPRINT® 63	25
MFD 63/07/130	10105084	12 - 13	SPRINT® 63	25
MFD 63/01/131-01/118-03/084-02/064	10101114	5 - 13,1	SPRINT® 63	25



Cable Glands

Cable Entries

Cable Protection

Junction Boxes


T

SPRINT® Special sealing inserts



Protection class IP66
Temperature range -40 °C - 100 °C
Material Thermoplastic elastomer


FFD, for flat Cables

	Type	RAL 9005	Ø Cable in mm	Suitable for Cable Gland	PU
	FFD 20/01/510	10064322	4,6 - 5,6	SPRINT® 20	25
	FFD 20/01/713	10101192	6 - 7	SPRINT® 20	25
	FFD 25/01/816	10103326	16,7 - 7,7	SPRINT® 25	25

SFD, for Asi-Bus-Cables

	Type	RAL 9005	Ø Cable in mm	Suitable for Cable Gland	PU
	SFD 20/01/Asi	10064329	-	SPRINT® 20	25

GFD, split, for assembled Cables

	Type	RAL 9005	Ø Cable in mm	Suitable for Cable Gland	PU
	GFD 12/01/015	10102490	1 - 1,5	SPRINT® 12	25
	GFD 16/01/050	10104447	3 - 5	SPRINT® 16	25
	GFD 16/02/040	10103110	2 - 4	SPRINT® 16	25
	GFD 20/01/015	10064328	1 - 1,5	SPRINT® 20	25
	GFD 20/01/040	10111949	2 - 4	SPRINT® 20	25
	GFD 20/01/060	10102297	4 - 6	SPRINT® 20	25
	GFD 20/01/070	10110386	5 - 7	SPRINT® 20	25
	GFD 20/01/090	10109006	7 - 9	SPRINT® 20	25
	GFD 20/02/040	10109615	2 - 4	SPRINT® 20	25
	GFD 20/02/065	10110393	5 - 6,5	SPRINT® 20	25
	GFD 20/04/040	10109616	2 - 4	SPRINT® 20	25
	GFD 25/01/050	10101019	3 - 5	SPRINT® 25	25
	GFD 25/01/060	10066632	4 - 6	SPRINT® 25	25
	GFD 25/01/065	10109309	4 - 6,5	SPRINT® 25	25
	GFD 25/01/090	10103108	7 - 9	SPRINT® 25	25
	GFD 25/01/094-01/063	10107155	4,3 - 9,4	SPRINT® 25	25
	GFD 25/02/030	10102656	1 - 3	SPRINT® 25	25
	GFD 25/02/060	10109788	4 - 6	SPRINT® 25	25
	GFD 25/04/060	10104735	4 - 6	SPRINT® 25	25
	GFD 32/01/050	10103158	3 - 5	SPRINT® 32	25
	GFD 32/01/073	10102359	4 - 7,3	SPRINT® 32	25
	GFD 32/01/090	10110363	7 - 9	SPRINT® 32	25
	GFD 32/01/120	10110286	9 - 12	SPRINT® 32	25
	GFD 32/01/045-01/085	10101145	4,5 - 8,5	SPRINT® 32	25
	GFD 32/01/060-01/080	10105953	4,5 - 8	SPRINT® 32	25
	GFD 32/02/080	10102747	6 - 8	SPRINT® 32	25
	GFD 32/03/065	10109525	4,5 - 6,5	SPRINT® 32	25
	GFD 32/06/060	10106336	4 - 6	SPRINT® 32	25
	GFD 40/01/060	10108662	4 - 6	SPRINT® 40	25
	GFD 50/01/080	10101020	6 - 8	SPRINT® 50	25
	GFD 63/01/090	10101536	7 - 9	SPRINT® 63	25
	GFD 63/01/280	10110848	26 - 28	SPRINT® 63	25
	GFD 63/02/065-01/090	10101224	6,5 - 9	SPRINT® 63	25
	GFD 63/03/065	10101200	5 - 6,5	SPRINT® 63	25


SPRINT® Reduction sealing inserts, RDE



Protection class IP68
Temperature range -40 °C - 100 °C

Colour
Material

Black
EPDM

	Type	RAL 9005	Ø Cable in mm	Suitable for Cable Gland	PU
	RDE 12	10062183	1 - 3	SPRINT® 12	50
	RDE 16	10062184	2 - 6	SPRINT® 16	50
	RDE 20	10062185	4 - 8	SPRINT® 20	50
	RDE 25	10060768	7 - 12	SPRINT® 25	25
	RDE 32	10062186	9 - 14	SPRINT® 32	25
	RDE 40	10062187	12 - 20	SPRINT® 40	10
	RDE 50	10062188	16 - 25	SPRINT® 50	10
	RDE 63	10062189	28 - 38	SPRINT® 63	10


SPRINT® Reduction sealing inserts LowTemp, RDE LT



Protection class IP68
Temperature range -60 °C - 100 °C

Colour
Material


Red
Silicone

	Type	RAL 3000	Ø Cable in mm	Suitable for Cable Gland	PU
	RDE 12 LT	10063981	1 - 3	SPRINT® 12	50
	RDE 16 LT	10063908	2 - 6	SPRINT® 16	50
	RDE 20 LT	10063909	4 - 8	SPRINT® 20	50
	RDE 25 LT	10063910	7 - 12	SPRINT® 25	25
	RDE 32 LT	10063934	9 - 14	SPRINT® 32	25
	RDE 40 LT	10063960	12 - 20	SPRINT® 40	10
	RDE 50 LT	10063966	16 - 25	SPRINT® 50	10
	RDE 63 LT	10063967	28 - 38	SPRINT® 63	10

SPRINT® Blind sealing inserts, VFD



Protection class IP66
Temperature range -40 °C - 100 °C
Material Thermoplastic elastomer

	Type	RAL 9005	Suitable for Cable Gland	PU
	VFD 12	10064462	SPRINT® 12	25
	VFD 16	10064463	SPRINT® 16	25
	VFD 20	10064464	SPRINT® 20	25
	VFD 25	10064465	SPRINT® 25	25
	VFD 32	10064466	SPRINT® 32	25
	VFD 40	10064467	SPRINT® 40	25
	VFD 50	10064468	SPRINT® 50	25
	VFD 63	10064469	SPRINT® 63	25

Cable Glands

Cable Entries

Cable Protection

Junction Boxes

T

SPRINT® Connection thread gaskets, EADR, metric



Temperature range -40 °C - 140 °C
Material EPDM




Type	RAL 9005	Threat	PU
EADR 12	10062801	M 12x1,5	100
EADR 16	10062802	M 16x1,5	100
EADR 20	10062803	M 20x1,5	100
EADR 25	10062804	M 25x1,5	100
EADR 32	10062805	M 32x1,5	100
EADR 40	10062806	M 40x1,5	100
EADR 50	10062807	M 50x1,5	100
EADR 63	10062808	M 63x1,5	100

SPRINT® Connection thread gaskets, EADR LT, LowTemp, metric



Temperature range -60 °C - 140 °C
Material Silikon



Type	RAL 3000	Threat	PU
EADR 12/90 LT	10105704	M 12x1,5	100
EADR 16/90 LT	10105705	M 16x1,5	100
EADR 20/90 LT	10105706	M 20x1,5	100
EADR 25/90 LT	10105707	M 25x1,5	100
EADR 32/90 LT	10105708	M 32x1,5	100
EADR 40/90 LT	10105709	M 40x1,5	100
EADR 50/90 LT	10105710	M 50x1,5	100
EADR 63/90 LT	10105711	M 63x1,5	100

Connection thread gaskets, PG



Temperature range -40 °C - 140 °C
Material EPDM




Type	RAL 9005	Threat	PU
ADR 7	10061419	PG 7	100
ADR 9	10061420	PG 9	100
ADR 11	10061421	PG 11	100
ADR 13,5	10061422	PG 13,5	100
ADR 16	10061423	PG 16	100
ADR 21	10061424	PG 21	100
ADR 29	10061425	PG 29	100
ADR 36	10061426	PG 36	100
ADR 42	10061427	PG 42	100
ADR 48	10061428	PG 48	100


SPRINT® O-Rings, ORD




ORD-E, EPDM, -40 °C · 120 °C, black

	Type	RAL 9005	Suitable for Cable Gland	PU
	ORD-E 12	10064697	SPRINT® 12	100
	ORD-E 16	10064698	SPRINT® 16	100
	ORD-E 20	10064699	SPRINT® 20	100
	ORD-E 25	10064700	SPRINT® 25	100
	ORD-E 32	10064701	SPRINT® 32	100
	ORD-E 40	10064702	SPRINT® 40	100
	ORD-E 50	10064703	SPRINT® 50	100
	ORD-E 63	10064704	SPRINT® 63	100
	ORD-E 75	10101765	SPRINT® 75	100

ORD-V, viton, -15 °C · 200 °C, black

	Type	RAL 9005	Suitable for Cable Gland	PU
	ORD-V 12	10064705	SPRINT® 12	100
	ORD-V 16	10064706	SPRINT® 16	100
	ORD-V 20	10064707	SPRINT® 20	100
	ORD-V 25	10064708	SPRINT® 25	100
	ORD-V 32	10064709	SPRINT® 32	100
	ORD-V 40	10064710	SPRINT® 40	100
	ORD-V 50	10064711	SPRINT® 50	100
	ORD-V 63	10064712	SPRINT® 63	100

ORD-S, silicone, -60 °C · 180 °C, blue

	Type	RAL 9005	Suitable for Cable Gland	PU
	ORD-S 12	10101757	SPRINT® 12	100
	ORD-S 16	10101758	SPRINT® 16	100
	ORD-S 20	10101759	SPRINT® 20	100
	ORD-S 25	10101760	SPRINT® 25	100
	ORD-S 32	10101761	SPRINT® 32	100
	ORD-S 40	10101762	SPRINT® 40	100
	ORD-S 50	10101763	SPRINT® 50	100
	ORD-S 63	10101764	SPRINT® 63	100

SPRINT® Blind plugs, BS



Temperature range -60 °C · 100 °C

Colour Red

Material Polyamide

	Type	RAL 3000	Ø Cable in mm	PU
	BS 2	10064000	2	50
	BS 3	10064001	3	50
	BS 4	10064002	4	50
	BS 5	10064003	5	50
	BS 6	10064004	6	50
	BS 7	10064005	7	50
	BS 8	10064006	8	50
	BS 9	10064007	9	50
	BS 10	10064008	10	50
	BS 12	10064009	12	50
	BS 13	10064010	13	50
	BS 14	10064011	14	50
	BS 17	10064012	17	50
	BS 20	10064013	20	25
	BS 21	10064014	21	25
	BS 25	10064015	25	25
	BS 28	10064016	28	25
	BS 35	10064017	35	10
	BS 38	10064018	38	10
	BS 48	10064019	48	10
	BS 63	10064020	63	5

Our railway cable glands

Our railway series is an industry specific extension of the proven SPRINT® cable gland system, which meets the specific demands of the rail industry in all respects.

Cable Glands RW

Meet the relevant safety standards. PG, metric and NPT threads of different lengths. **Material:** Nickel-plated brass, polyamide or stainless steel. Meets fire protection standard EN 45545 and all requirements of Hazard Level 3 with fire resistance E30.



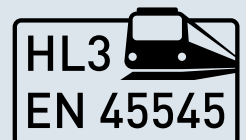
Sealings RW


Comprehensive range of multiple and special sealing inserts.

Material: EPDM, silicone or TPE

Made for rails

Our EN 45545 cable glands ideally combine top product quality and versatile modularity while complying with safety standards. As a part of a comprehensive testing procedure, we tested the fire behaviour of processed and raw materials according to EN 45545-2. The result: the complete railway series fulfils the highest DIN EN 45545-2 hazard level 3 requirements that can be applied to materials used in railway systems.





Our products at a glance


Polyamide cable glands RW (Page 72)



Sealings (Page 76 - 77)



Brass cable glands and accessories (Page 72 - 74)



Further matching accessories can be found in the section on cable glands – see page 7.

Cable protection for use in the railway industry see page 88.

Stainless steel cable glands and accessories (Page 74 - 75)




Explore more...



SPRINT® Railway cable glands,
ESKV RW, polyamide, metric, EN 45545



Protection class IP68 (5 bar 30 min) / IP69
Temperature range -40 °C · 100 °C
Hazard level EN acc. 45545 R22=HL3 / R23=HL3 / R24=HL3
Material Gland polyamide UL94-V0, Gasket EPDM


	Type	RAL 7035	RAL 9005	Thread	Ø Cable in mm	PU
	ESKV 12 RW	10105492	10105810	M 12x1,5	3 · 7	50
ESKV 16 RW	10105493	10105811	M 16x1,5	4,5 · 10	50	
ESKV 20 RW	10105494	10105812	M 20x1,5	6 · 13	50	
ESKV 25 RW	10105495	10105813	M 25x1,5	9 · 17	50	
ESKV 32 RW	10105496	10105814	M 32x1,5	13 · 21	25	
ESKV 40 RW	10105497	10105815	M 40x1,5	16 · 28	10	
ESKV 50 RW	10105498	10105816	M 50x1,5	21 · 35	4	
ESKV 63 RW	10105499	10105817	M 63x1,5	34 · 48	3	

SPRINT® Railway cable glands,
EMSKV RW, brass nickel-plated, metric, EN 45545




Protection class IP68 (5 bar 30 min) / IP69
Temperature range -40 °C · 100 °C
Hazard level EN acc. 45545 R22=HL3 / R23=HL3 / R24=HL3
Material Gland Brass nickel-plated, Clamping cage Polyamide UL94-V0, Gasket EPDM

EMSKV RW

	Type	Order No.	Thread	Ø Cable in mm	PU
	EMSKV 12 RW	10104293	M 12x1,5	3 · 7	50
EMSKV 16 RW	10104294	M 16x1,5	4,5 · 10	50	
EMSKV 20 RW	10104296	M 20x1,5	6 · 13	50	
EMSKV 25 RW	10104297	M 25x1,5	9 · 17	50	
EMSKV 32 RW	10104298	M 32x1,5	13 · 21	25	
EMSKV 40 RW	10104299	M 40x1,5	16 · 28	10	
EMSKV 50 RW	10104300	M 50x1,5	21 · 35	10	
EMSKV 63 RW	10104301	M 63x1,5	34 · 48	10	
EMSKV 75 RW	10104302	M 75x1,5	48 · 62	1	

EMSKV-L RW, long

	Type	Order No.	Thread	Ø Cable in mm	PU
	EMSKV-L 12 RW	10106174	M 12x1,5	3 · 7	50
EMSKV-L 16 RW	10106175	M 16x1,5	4,5 · 10	50	
EMSKV-L 20 RW	10106176	M 20x1,5	6 · 13	50	
EMSKV-L 25 RW	10106177	M 25x1,5	9 · 17	50	
EMSKV-L 32 RW	10106178	M 32x1,5	13 · 21	25	
EMSKV-L 40 RW	10106179	M 40x1,5	16 · 28	10	
EMSKV-L 50 RW	10106180	M 50x1,5	21 · 35	10	
EMSKV-L 63 RW	10106181	M 63x1,5	34 · 48	10	

Cable Glands

Cable Entries

Cable Protection

Junction Boxes

T

SPRINT® Railway cable glands LowTemp,
EMSKV LT RW, brass nickel-plated, metric, EN 45545



Protection class IP68 (5 bar 30 min) / IP69
Temperature range -60 °C · 100 °C
Hazard level EN acc. 45545 R22=HL3 / R23=HL3 / R24=HL3
Material Gland Brass nickel-plated, Clamping cage Polyamide UL94-V0, Gasket Silicone




Type	Order No.	Thread	Ø Cable in mm	PU
EMSKV 12 LT RW	10105823	M 12x1,5	3 · 7	50
EMSKV 16 LT RW	10105824	M 16x1,5	4,5 · 10	50
EMSKV 20 LT RW	10105825	M 20x1,5	6 · 13	50
EMSKV 25 LT RW	10105826	M 25x1,5	9 · 17	50
EMSKV 32 LT RW	10105827	M 32x1,5	13 · 21	25
EMSKV 40 LT RW	10105828	M 40x1,5	16 · 28	10
EMSKV 50 LT RW	10105829	M 50x1,5	21 · 35	10
EMSKV 63 LT RW	10105830	M 63x1,5	34 · 48	10

SPRINT® EMC Railway cable glands with earthing cones
DIN 89345, EMSKV EMV-Z RW, metric, EN 45545



Protection class IP68 (5 bar 30 min) / IP69
Temperature range -40 °C · 100 °C
Hazard level EN acc. 45545 R22=HL3 / R23=HL3 / R24=HL3
Material Gland Brass nickel-plated, Clamping cage Polyamide UL94-V0, Earthing cones Brass chromium-plated, Gasket EPDM




Type	Order No.	Thread	Ø Cable in mm	PU
EMSKV 12 EMV-Z RW	10104303	M 12x1,5	3 · 7	50
EMSKV 16 EMV-Z RW	10104304	M 16x1,5	4,5 · 10	50
EMSKV 20 EMV-Z RW	10104305	M 20x1,5	6 · 13	50
EMSKV 25 EMV-Z RW	10104306	M 25x1,5	9 · 17	50
EMSKV 32 EMV-Z RW	10104307	M 32x1,5	13 · 21	25
EMSKV 50 EMV-Z RW	10104308	M 50x1,5	21 · 35	10
EMSKV 40 EMV-Z RW	10104309	M 40x1,5	16 · 28	10
EMSKV 63 EMV-Z RW	10104310	M 63x1,5	34 · 48	10
EMSKV 75 EMV-Z RW	10104311	M 75x1,5	48 · 63	1

SPRINT® EMC Railway cable glands LowTemp with earthing cones
DIN 89345, EMSKV LT EMV-Z RW, metric, EN 45545



Protection class IP68 (5 bar 30 min) / IP69
Temperature range -60 °C · 100 °C
Hazard level EN acc. 45545 R22=HL3 / R23=HL3 / R24=HL3
Material Gland Brass nickel-plated, Clamping cage Polyamide UL94-V0, Earthing cones Brass chromium-plated, Gasket Silicone



Type	Order No.	Thread	Ø Cable in mm	PU
EMSKV 12 LT EMV-Z RW	10105848	M 12x1,5	3 · 7	50
EMSKV 16 LT EMV-Z RW	10105849	M 16x1,5	4,5 · 10	50
EMSKV 20 LT EMV-Z RW	10105850	M 20x1,5	6 · 13	50
EMSKV 25 LT EMV-Z RW	10105851	M 25x1,5	9 · 17	50
EMSKV 32 LT EMV-Z RW	10105852	M 32x1,5	13 · 21	25
EMSKV 40 LT EMV-Z RW	10105853	M 40x1,5	16 · 28	10

SPRINT® Railway cable glands,
EMSKVZ RW, brass nickel-plated, metric, EN 45545



Protection class IP68 (5 bar 30 min) / IP69
Temperature range -40 °C - 100 °C
Hazard level EN acc. 45545 R22=HL3 / R23=HL3
Material Gland Brass nickel-plated, Clamping cage Polyamide UL94-V0, Gasket EPDM



Type	Order No.	Thread	Ø Cable in mm	PU
ESSKV 12 RW	10105832	M 12x1,5	3 - 7	10
ESSKV 16 RW	10105833	M 16x1,5	4,5 - 10	10
ESSKV 20 RW	10105834	M 20x1,5	6 - 13	10
ESSKV 25 RW	10105835	M 25x1,5	9 - 17	10
ESSKV 32 RW	10105836	M 32x1,5	13 - 21	5
ESSKV 40 RW	10105837	M 40x1,5	16 - 28	5
ESSKV 50 RW	10105838	M 50x1,5	21 - 35	2
ESSKV 63 RW	10105839	M 63x1,5	34 - 48	1

SPRINT® Railway cable glands,
ESSKV RW, stainless steel, metric, EN 45545



Protection class IP68 (5 bar 30 min) / IP69
Temperature range -40 °C - 100 °C
Hazard level EN acc. 45545 R22=HL3 / R23=HL3
Material Gland Stainless steel A2 (1.4305), Clamping cage Polyamide UL94-V0, Gasket EPDM



Type	Order No.	Thread	Ø Cable in mm	PU
ESSKV 12 RW	10105832	M 12x1,5	3 - 7	10
ESSKV 16 RW	10105833	M 16x1,5	4,5 - 10	10
ESSKV 20 RW	10105834	M 20x1,5	6 - 13	10
ESSKV 25 RW	10105835	M 25x1,5	9 - 17	10
ESSKV 32 RW	10105836	M 32x1,5	13 - 21	5
ESSKV 40 RW	10105837	M 40x1,5	16 - 28	5
ESSKV 50 RW	10105838	M 50x1,5	21 - 35	2
ESSKV 63 RW	10105839	M 63x1,5	34 - 48	1

SPRINT® Railway cable glands LowTemp,
ESSKV LT RW, stainless steel, metric, EN 45545



Protection class IP68 (5 bar 30 min) / IP69
Temperature range -60 °C - 100 °C
Hazard level EN acc. 45545 R22=HL1 / R23=HL2
Material Gland Stainless steel A2 (1.4305), Clamping cage Polyamide UL94-V0, Gasket Silicone



Type	Order No.	Thread	Ø Cable in mm	PU
ESSKV 12 LT RW	10105840	M 12x1,5	3 - 7	10
ESSKV 16 LT RW	10105841	M 16x1,5	4,5 - 10	10
ESSKV 20 LT RW	10105842	M 20x1,5	6 - 13	10
ESSKV 25 LT RW	10105843	M 25x1,5	9 - 17	10
ESSKV 32 LT RW	10105844	M 32x1,5	13 - 21	5
ESSKV 40 LT RW	10105845	M 40x1,5	16 - 28	5

Cable Glands

Cable Entries

Cable Protection

Junction Boxes

T

SPRINT® EMC Railway cable glands with contact spring insert,
ESSKV EMV-S RW, stainless steel, metric, EN 45545



Protection class IP68 (5 bar 30 min) / IP69
Temperature range -40 °C - 100 °C
Hazard level EN acc. 45545 R22=HL3 / R23=HL3 / R24=HL3
Material Gland Stainless steel A2 (1.4305), Clamping cage Polyamide UL94-V0, Gasket EPDM, Earthing cones Stainless steel 1.4310

Type	Order No.	Thread	Ø Cable in mm	PU
ESSKV 12 EMV-S RW	10106137	M 12x1,5	3 - 7	10
ESSKV 16 EMV-S RW	10106138	M 16x1,5	4,5 - 10	10
ESSKV 20 EMV-S RW	10106139	M 20x1,5	6 - 13	10
ESSKV 25 EMV-S RW	10106140	M 25x1,5	9 - 17	10
ESSKV 32 EMV-S RW	10106141	M 32x1,5	13 - 21	5
ESSKV 40 EMV-S RW	10106142	M 40x1,5	16 - 28	5
ESSKV 50 EMV-S RW	10106143	M 50x1,5	21 - 35	2
ESSKV 63 EMV-S RW	10106144	M 63x1,5	34 - 48	1

SPRINT® EMC Railway cable glands with earthing cones
DIN 89345, ESSKV EMV-Z RW, stainless steel, metric, EN 45545



Protection class IP68 (5 bar 30 min) / IP69
Temperature range -40 °C - 100 °C
Hazard level EN acc. 45545 R22=HL1 / R23=HL2
Material Gland Stainless steel A2 (1.4305), Clamping cage Polyamide UL94-V0, Earthing cones Brass chromium-plated, Gasket EPDM

Type	Order No.	Thread	Ø Cable in mm	PU
ESSKV 12 EMV-Z RW	10105857	M 12x1,5	3 - 7	10
ESSKV 16 EMV-Z RW	10105858	M 16x1,5	4,5 - 10	10
ESSKV 20 EMV-Z RW	10105859	M 20x1,5	6 - 13	10
ESSKV 25 EMV-Z RW	10105860	M 25x1,5	9 - 17	10
ESSKV 32 EMV-Z RW	10105861	M 32x1,5	13 - 21	5
ESSKV 40 EMV-Z RW	10105862	M 40x1,5	16 - 28	5
ESSKV 50 EMV-Z RW	10105863	M 50x1,5	21 - 35	2
ESSKV 63 EMV-Z RW	10105864	M 63x1,5	34 - 48	1

SPRINT® EMC Railway cable glands LowTemp with earthing cones
DIN 89345, ESSKV LT EMV-Z RW, stainless steel, metric, EN 45545



Protection class IP68 (5 bar 30 min) / IP69
Temperature range -60 °C - 100 °C
Hazard level EN acc. 45545 R22=HL1 / R23=HL2
Material Gland Stainless steel A2 (1.4305), Clamping cage Polyamide UL94-V0, Earthing cones Brass chromium-plated, Gasket Silicone

Type	Order No.	Thread	Ø Cable in mm	PU
ESSKV 12 LT EMV-Z RW	10105865	M 12x1,5	3 - 7	10
ESSKV 16 LT EMV-Z RW	10105866	M 16x1,5	4,5 - 10	10
ESSKV 20 LT EMV-Z RW	10105867	M 20x1,5	6 - 13	10
ESSKV 25 LT EMV-Z RW	10105868	M 25x1,5	9 - 17	10
ESSKV 32 LT EMV-Z RW	10105869	M 32x1,5	13 - 21	5
ESSKV 40 LT EMV-Z RW	10105870	M 40x1,5	16 - 28	5
ESSKV 50 LT EMV-Z RW	10105871	M 50x1,5	21 - 35	2
ESSKV 63 LT EMV-Z RW	10105872	M 63x1,5	34 - 48	1

SPRINT® Sealings, MFD RW



Protection class IP66 / IP68
Temperature range -40 °C - 100 °C
Material Thermoplastic elastomer
Advice Other sizes on request

Cable Glands

Cable Entries

Cable Protection

Junction Boxes

T




Type	RAL 9010	Ø Cable in mm	Suitable for Cable Gland	PU
MFD 12/02/020 RW	10105927	1 - 2	SPRINT 12	25
MFD 12/04/020 RW	10105928	1,5 - 2	SPRINT 12	25
MFD 16/02/040 RW	10105929	2 - 4	SPRINT 16	25
MFD 16/03/021 RW	10105930	1 - 2,1	SPRINT 16	25
MFD 20/02/040 RW	10110974	2 - 4	SPRINT 20	25
MFD 20/02/050 RW	10105931	3 - 5	SPRINT 20	25
MFD 20/02/055 RW	10110790	3,5 - 5,5	SPRINT 20	25
MFD 20/02/060 RW	10110039	4 - 6	SPRINT 20	25
MFD 20/02/065 RW	10109912	4,5 - 6,5	SPRINT 20	25
MFD 20/03/040 RW	10105932	2 - 4	SPRINT 20	25
MFD 20/04/047 RW	10110482	2,7 - 4,7	SPRINT 20	25
MFD 25/02/060 RW	10110015	4 - 6	SPRINT 25	25
MFD 25/02/070 RW	10105549	5 - 7	SPRINT 25	25
MFD 25/02/080 RW	10105548	6 - 8	SPRINT 25	25
MFD 25/01/094-01/058 RW	10110521	3,8 - 9,4	SPRINT 25	25
MFD 25/03/060 RW	10106734	4 - 6	SPRINT 25	25
MFD 25/03/070 RW	10106735	5 - 7	SPRINT 25	25
MFD 25/02/070-01/040 RW	10105550	3 - 7	SPRINT 25	25
MFD 25/04/040 RW	10109456	2 - 4	SPRINT 25	25
MFD 25/04/060 RW	10108069	4 - 6	SPRINT 25	25
MFD 25/06/047 RW	10110483	2,7 - 4,7	SPRINT 25	25
MFD 32/02/085 RW	10111316	6,5 - 8,5	SPRINT 32	25
MFD 32/02/100 RW	10109542	8 - 10	SPRINT 32	25
MFD 32/01/115-01/050 RW	10105553	4 - 11,5	SPRINT 32	25
MFD 32/03/065 RW	10110522	4,5 - 6,5	SPRINT 32	25
MFD 32/03/080 RW	10105552	6 - 8	SPRINT 32	25
MFD 32/03/090 RW	10109524	7 - 9	SPRINT 32	25
MFD 32/04/070 RW	10109539	5 - 7	SPRINT 32	25
MFD 32/04/080 RW	10105547	6 - 8	SPRINT 32	25
MFD 32/01/103-01/075-02/047 RW	10110484	2,7 - 10,3	SPRINT 32	25
MFD 32/06/060 RW	10110507	4 - 6	SPRINT 32	25
MFD 40/02/110 RW	10111317	9 - 11	SPRINT 40	25
MFD 40/01/095-01/145 RW	10110533	7,5 - 14,5	SPRINT 40	25
MFD 40/03/125 RW	10110538	10,5 - 12,5	SPRINT 40	25
MFD 40/02/120-01/070 RW	10105546	7 - 12	SPRINT 40	25
MFD 40/02/100-01/115 RW	10109543	8 - 11,5	SPRINT 40	25
MFD 40/02/105-01/125 RW	10110535	8,5 - 12,5	SPRINT 40	25
MFD 40/04/100 RW	10105933	8 - 10	SPRINT 40	25
MFD 40/04/110 RW	10110537	9 - 11	SPRINT 40	25
MFD 40/03/100-01/080 RW	10109486	8 - 10	SPRINT 40	25
MFD 40/02/065-02/070 RW	10110529	4,5 - 7	SPRINT 40	25
MFD 40/05/090 RW	10110527	7 - 9	SPRINT 40	25
MFD 40/05/095 RW	10110534	7,5 - 9,5	SPRINT 40	25
MFD 40/03/086-02/100 RW	10110532	6,6 - 10	SPRINT 40	25
MFD 40/04/090-01/115 RW	10110536	7 - 11,5	SPRINT 40	25
MFD 40/06/090 RW	10110477	7 - 9	SPRINT 40	25
MFD 40/07/070 RW	10105934	5 - 7	SPRINT 40	25
MFD 40/07/080 RW	10110530	6 - 8	SPRINT 40	25
MFD 40/04/055-03/095 RW	10110526	3,5 - 9,5	SPRINT 40	25
MFD 40/02/086-05/070 RW	10110531	5 - 8,6	SPRINT 40	25
MFD 40/09/069 RW	10110523	4,9 - 6,9	SPRINT 40	25
MFD 40/10/064 RW	10110528	4,4 - 6,4	SPRINT 40	25
MFD 40/16/035 RW	10110478	2,5 - 3,5	SPRINT 40	25
MFD 40/26/035 RW	10110485	2,5 - 3,5	SPRINT 40	25
MFD 50/03/157 RW	10110479	13,7 - 15,7	SPRINT 50	25
MFD 50/04/120 RW	10106726	10 - 12	SPRINT 50	25
MFD 50/03/116-02/122 RW	10110543	9,6 - 12,2	SPRINT 50	25

	Type	RAL 9010	Ø Cable in mm	Suitable for Cable Gland	PU
	MFD 50/05/112-01/104 RW	10110542	8,4 · 11,2	SPRINT 50	25
	MFD 50/07/101 RW	10110541	8,1 · 10,1	SPRINT 50	25
	MFD 50/04/081-03/091 RW	10110540	6,1 · 9,1	SPRINT 50	25
	MFD 50/08/090 RW	10110497	7 · 9	SPRINT 50	25
	MFD 50/09/080 RW	10105935	6 · 8	SPRINT 50	25
	MFD 50/10/070 RW	10110539	5 · 7	SPRINT 50	25
	MFD 50/16/060 RW	10110481	4 · 6	SPRINT 50	25
	MFD 50/25/050 RW	10105936	4 · 5	SPRINT 50	25
	MFD 50/37/035 RW	10110498	2,5 · 3,5	SPRINT 50	25
	MFD 63/03/065 RW	10105937	4,5 · 6,5	SPRINT 63	25
	MFD 75/03/220 RW	10105588	20 · 22	SPRINT 75	25

SPRINT® Sealings, RDE RW  


Protection class IP68
Temperature range -40 °C · 100 °C
Material EPDM 60° shore
Advice Other sizes on request

RDE RW

	Type	RAL 9005	Ø Cable in mm	Suitable for Cable Gland	PU
	RDE 12 RW	10105370	1 · 3	SPRINT® 12	50
	RDE 16 RW	10105371	2 · 6	SPRINT® 16	50
	RDE 20 RW	10105372	4 · 8	SPRINT® 20	50
	RDE 25 RW	10105373	7 · 12	SPRINT® 25	25
	RDE 32 RW	10105374	9 · 14	SPRINT® 32	25
	RDE 40 RW	10105375	12 · 20	SPRINT® 40	10
	RDE 50 RW	10105376	16 · 25	SPRINT® 50	10
	RDE 63 RW	10105377	28 · 38	SPRINT® 63	10

SPRINT® Sealings, VFD RW  

Protection class IP66
Temperature range -40 °C · 100 °C
Material Thermoplastic elastomer

	Type	RAL 9010	Suitable for Cable Gland	PU
	VFD 12 RW	10105538	SPRINT® 12	25
	VFD 16 RW	10105539	SPRINT® 16	25
	VFD 20 RW	10105540	SPRINT® 20	25
	VFD 25 RW	10105541	SPRINT® 25	25
	VFD 32 RW	10105542	SPRINT® 32	25
	VFD 40 RW	10105543	SPRINT® 40	25
	VFD 50 RW	10105544	SPRINT® 50	25
	VFD 63 RW	10105545	SPRINT® 63	25

Cable Glands

Cable Entries

Cable Protection

Junction Boxes


T

Grommets

When cables have to be inserted as simply and quickly as possible, grommets come into play. They have a space-saving shape and are available in many different versions for various cable types.

CLIXX®

Enables the simplest cable entry through a soft component with strain relief at the same time.




MultiCLIXX®

Combines all the benefits of our QUIXX® and CLIXX® membrane entries: Simply click into the housing and push the cable through. Without tools and locknuts, and for several cables at the same time.


QUIXX®

Has a hard and resistant body on the outside and a soft component on the inside, consisting of thermoplastic elastomer, for comfortable and quick insertion of the cable.

QUIXX® EMS




CLIXX®



MultiCLIXX®





Our products at a glance

CLIXX® - Membrane cable entries with strain relief (Page 80)




MultiCLIXX® - Multiple membrane entry with strain relief (Page 80)



QUIXX® - Membrane spout (Page 81)




Explore more...



CLIXX® Membrane cable entries with strain relief




Protection class IP66 / IP67
Temperature range -40 °C - 65 °C
Material Polypropylene, Membrane TPE

	Type	RAL 7035	RAL 9005	RAL 3000	RAL 9001	Thread	Ø Cable in mm	PU
	CLIXX 16	10101861		10101930	10101931	10101932	16	4,5 - 10
CLIXX 20	10101359		10101933	10101934	10101935	20	6 - 13	50
CLIXX 25	10101862		10101936	10101937	10101938	25	9 - 17	50

MultiCLIXX® Multiple membrane entry with strain relief, EMTZ




Protection class IP66
Glow wire test 960 °C
Temperature range -30 °C - 80 °C
Material Polypropylene, Membrane TPE

	Type	Order No.	Thread	Ø Cable in mm	PU
	EMTZ 32/02/120-02/080 V0	10108616	32	4 - 12	50

FLIP Cable grommets, FD



Protection class IP66 / IP67
Temperature range -40 °C - 110 °C
Material EPDM

	Type	RAL 9005	RAL 7001	Thread	Ø Cable in mm	PU
	FD 12	50062891	50062770	M 12	4 - 7	50
FD 16	50062892	50062771	M 16	5 - 9	50	
FD 20	50062893	50062772	M 20	8 - 13	50	
FD 25	50062894	50062773	M 25	11 - 17	50	
FD 32	50062895	50062774	M 32	15 - 20	25	
FD 40	50062896	50062775	M 40	19 - 28	25	
FD 50	50062897	50062776	M 50	27 - 35	10	

Cable Glands

Cable Entries

Cable Protection

Junction Boxes

T

QUIXX® Membrane cable entries, EMS, metric




Protection class IP66
Temperature range -30 °C - 80 °C
Material Polypropylene, Membrane TPE

	Type	RAL 7035	Thread	Ø Cable in mm	PU
	EMS 16	10062567	M 16x1,5	1 - 9	100
	EMS 20	10062568	M 20x1,5	1 - 13	100
	EMS 25	10062569	M 25x1,5	1 - 18	100
	EMS 32	10062570	M 32x1,5	1 - 25	100

QUIXX Membrane cable entries, EMT




Protection class IP66
Temperature range -40 °C - 80 °C
Material Thermoplastic elastomer

	Type	RAL 7035	Thread	Ø Cable in mm	PU
	EMT 16	10062559	16	1 - 9	100
	EMT 20	10062560	20	1 - 15	100
	EMT 25	10062561	25	1 - 20	100
	EMT 32	10062562	32	1 - 25	100

QUIXX Membrane cable entries flame-retardant, EMT-F



Protection class IP66
Glow wire test 960 °C
Temperature range -40 °C - 80 °C
Material TPE, flame-retardant


	Type	RAL 9001	Thread	Ø Cable in mm	PU
	EMT-F 16	10063008	16	1 - 9	100
	EMT-F 20	10063009	20	1 - 13	100
	EMT-F 25	10063010	25	1 - 18	100
	EMT-F 32	10063011	32	1 - 25	100

CONMAXX® - Cable entry systems

With CONMAXX® we have developed a cable entry system especially designed for switchboard installations. The innovative 3-component modular system offers you a whole new dimension of flexibility.

CONMAXX® Seals

No matter if you have a big or small cable diameter – CONMAXX® offers the fitting sealing element for your needs.



CONMAXX® Grids

Different grid inserts can be pushed into the frame individually and thereby offer highest flexibility in cable entry.



CONMAXX® Frames

The CONMAXX® Frame is stable in shape and fits standardised industrial connector cutouts. Due to its closed construction there is no need for unscrewing to insert or change cables.



One system – endless possibilities

The three components of the CONMAXX® system can be compiled individually according to requirement and application. Even subsequent, individual changes to the wiring are no problem and can be made at any time with our system.

Frame	Grid	Seals	Combination



Our products at a glance

CONMAXX® Frames (Page 85)



CONMAXX® Grids (Page 85)



CONMAXX® Seals (Page 86 - 87)



CONMAXX Gland (Page 84)




Explore more...



CONMAXX® Gland, divided retrofit Cable gland with locknut, CKM, plastic, metric



Protection class IP66
Temperature range -40 °C - 100 °C
Material Gland: PA6 UL94-V0, Gasket TPE UL94-V0




Type	RAL 7035	Thread	PU
CKM 20 V0 LG	10108663	M 20x1,5	1
CKM 25 V0 LG	10108664	M 25x1,5	1
CKM 32 V0 LG	10108665	M 32x1,5	1
CKM 40 V0 LG	10108666	M 40x1,5	1
CKM 50 V0 LG	10108667	M 50x1,5	1
CKM 63 V0 LG	10108668	M 63x1,5	1

CONMAXX® Locknut, divided locknut, CMM, plastic, metric



Temperature range -40 °C - 100 °C
Material PA6 UL94-V0



Type	RAL 7035	Thread	PU
CMM 20 V0 LG	10108675	M 20x1,5	5
CMM 25 V0 LG	10108676	M 25x1,5	5
CMM 32 V0 LG	10108677	M 32x1,5	5
CMM 40 V0 LG	10108678	M 40x1,5	1
CMM 50 V0 LG	10108679	M 50x1,5	1
CMM 63 V0 LG	10108680	M 63x1,5	1

Cable Glands

Cable Entries

Cable Protection

Junction Boxes


T

CONMAXX® Frames, plastic




Protection class IP66
Temperature range -40 °C - 120 °C
Material Polyamide UL94-V0

CF, frames, black

	Type	RAL 9005	Size	PU
	CF 4-B1 V0 BK	10108180	70x81mm	1
	CF 6-10 V0 BK	10108181	70x106mm	1
	CF 8-16 V0 BK	10108182	70x126mm	1
	CF 10-24 V0 BK	10108183	70x153mm	1

CV, locking frames, black


	Type	RAL 9005	Size	PU
	CV 4 V0 BK	10108184	69x80mm	1
	CV 6 V0 BK	10108185	69x105mm	1
	CV 8 V0 BK	10108186	69x125mm	1
	CV 10 V0 BK	10108187	69x152mm	1

CONMAXX® Grids, plastic




Protection class IP66
Temperature range -40 °C - 120 °C
Material Polyamide UL94-V0


CGV

	Type	RAL 9005	Grid type	PU
	CGV V0 BK	10108188	single	1


CGT

	Type	RAL 9005	Grid type	PU
CGT V0 BK	10108189	T	1	

CGX

	Type	RAL 9005	Grid type	PU
CGX V0 BK	10108190	cross	1	

CGH

	Type	RAL 9005	Grid type	PU
CGH V0 BK	10108191	double cross	1	

Cable Glands

Cable Entries

Cable Protection

Junction Boxes

T

CONMAXX® Seals 

Protection class IP66
Temperature range -40 · 120 °C
Material Thermoplastic elastomer
Advice CDK = Small seals, CDG = Big seals


Cable Glands

Cable Entries

Cable Protection

Junction Boxes

T



Type	RAL 9005	No. of inserts	Ø Cable in mm	PU
CDK 0 HB	10108192	0	-	10
CDKG 2 HB	10108193	1	1,5 - 2	10
CDKG 3 HB	10108194	1	2 - 3	10
CDKG 4 HB	10108195	1	3 - 4	10
CDKG 5 HB	10108196	1	4 - 5	10
CDKG 6 HB	10108197	1	5 - 6	10
CDKG 7 HB	10108198	1	6 - 7	10
CDKG 8 HB	10108199	1	7 - 8	10
CDKG 9 HB	10108200	1	8 - 9	10
CDKG 10 HB	10108201	1	9 - 10	10
CDKG 11 HB	10108202	1	10 - 11	10
CDKG 12 HB	10108203	1	11 - 12	10
CDKG 13 HB	10108204	1	12 - 13	10
CDKG 14 HB	10108205	1	13 - 14	10
CDG 0 HB	10108206	0	-	10
CDGG 15 HB	10108207	1	14 - 15	10
CDGG 16 HB	10108208	1	15 - 16	10
CDGG 17 HB	10108209	1	16 - 17	10
CDGG 18 HB	10108210	1	17 - 18	10
CDGG 19 HB	10108211	1	18 - 19	10
CDGG 20 HB	10108212	1	19 - 20	10
CDGG 21 HB	10108213	1	20 - 21	10
CDGG 22 HB	10108214	1	21 - 22	10
CDGG 23 HB	10108215	1	22 - 23	10
CDGG 24 HB	10108216	1	23 - 24	10
CDGG 25 HB	10108217	1	24 - 25	10
CDGG 26 HB	10108218	1	25 - 26	10
CDGG 27 HB	10108219	1	26 - 27	10
CDGG 28 HB	10108220	1	27 - 28	10
CDGG 29 HB	10108221	1	28 - 29	10
CDGG 30 HB	10108222	1	29 - 30	10
CDGG 31 HB	10108223	1	30 - 31	10
CDGG 32 HB	10108224	1	31 - 32	10
CDGG 33 HB	10108225	1	32 - 33	10
CDKS 2-15 HB	10108226	1	2 - 11	10
CDGS 15-34 HB	10108227	1	7 - 24	10
CDKG 2x4-5 HB	10108228	2	4 - 5	10
CDKG 2x5-6 HB	10108229	2	5 - 6	10
CDKG 4x2-3 HB	10108230	4	2 - 3	10
CDKG 4x3-4 HB	10108231	4	3 - 4	10
CDKG/1xASI HB	10108232	0	-	10
CDKG/2xASI HB	10108233	0	-	10

CONMAXX® Seals



Protection class IP66
Temperature range -40 · 90 °C
Material Thermoplastic elastomer; TPE UL94-V0
Advice CDK = Small seals, CDG = Big seals



Type	RAL 7035	No. of inserts	Ø Cable in mm	PU
CDK 0 V0	10108234	0	-	10
CDKG 2 V0	10108235	1	1,5 - 2	10
CDKG 3 V0	10108236	1	2 - 3	10
CDKG 4 V0	10108237	1	3 - 4	10
CDKG 5 V0	10108238	1	4 - 5	10
CDKG 6 V0	10108239	1	5 - 6	10
CDKG 7 V0	10108240	1	6 - 7	10
CDKG 8 V0	10108241	1	7 - 8	10
CDKG 9 V0	10108242	1	8 - 9	10
CDKG 10 V0	10108243	1	9 - 10	10
CDKG 11 V0	10108244	1	10 - 11	10
CDKG 12 V0	10108245	1	11 - 12	10
CDKG 13 V0	10108246	1	12 - 13	10
CDKG 14 V0	10108247	1	13 - 14	10
CDG 0 V0	10108248	0	-	10
CDGG 15 V0	10108249	1	14 - 15	10
CDGG 16 V0	10108250	1	15 - 16	10
CDGG 17 V0	10108251	1	16 - 17	10
CDGG 18 V0	10108252	1	17 - 18	10
CDGG 19 V0	10108253	1	18 - 19	10
CDGG 20 V0	10108254	1	19 - 20	10
CDGG 21 V0	10108255	1	20 - 21	10
CDGG 22 V0	10108256	1	21 - 22	10
CDGG 23 V0	10108257	1	22 - 23	10
CDGG 24 V0	10108258	1	23 - 24	10
CDGG 25 V0	10108259	1	24 - 25	10
CDGG 26 V0	10108260	1	25 - 26	10
CDGG 27 V0	10108261	1	26 - 27	10
CDGG 28 V0	10108262	1	27 - 28	10
CDGG 29 V0	10108263	1	28 - 29	10
CDGG 30 V0	10108264	1	29 - 30	10
CDGG 31 V0	10108265	1	30 - 31	10
CDGG 32 V0	10108266	1	31 - 32	10
CDGG 33 V0	10108267	1	32 - 33	10
CDKG 2x4-5 V0	10108268	1	4 - 5	10
CDKG 2x5-6 V0	10108269	1	5 - 6	10
CDKG 2x7 V0 LG	10111005	2	6 - 7	10
CDKG 2x8 V0 LG	10111006		7 - 8	10
CDKG 4x2-3 V0	10108270	4	2 - 3	10
CDKG 4x3-4 V0	10108271	4	3 - 4	10
CDKG/1xASI V0	10108272	0	-	10
CDKG/2xASI V0	10108273	0	-	10

Cable Glands

Cable Entries

Cable Protection

Junction Boxes

T

Cable Protection – The Brace® System

The demands placed on cable protection products are justifiably high. Along with protection against external conditions such as the temperature, dirt and impact, handling must remain simple and convenient. A demand that our fittings and conduits from our Brace® system meet.

BraceFITTING

Our fittings consist of one component, which avoids the assembly as well as the storage of several components. This saves time and costly storage space. Nothing can get lost and assembly mistakes are prevented. Due to the 360° closure of the conduits, our fittings guarantee high strain relief and vibration resistance.

Security

The various colour schemes of the O-ring seals tell the user which conduit is the right one at a glance.



Metallic

Non-metallic

Security

The directly injected seal ensures secure installation and perfect sealing properties.

Comfortable installation

Thanks to a unique closing system that directly grips into conduit.

BRACE
by WISKA

BraceCONDUIT

Our wide range of conduits offer a high level of quality and robustness – for static as well as dynamic areas of application. They are designed and engineered to handle the highest of demands under the toughest of conditions.

Non-metallic



Metallic





Our products at a glance

Non-metallic BraceFITTING (Page 90 - 91)



Non-metallic/brass BraceFITTING (Page 92 - 95)



Non-metallic Connector (Page 96)



Non-metallic BraceCONDUIT (Page 97 - 101)



Metallic BraceFITTING (Page 102)



Metallic BraceCONDUIT (Page 103 - 105)



Explore more...



BraceFITTING, straight, polyamide, EBFS, metric



Protection class IP66, IP68
Temperature range -40 °C - 100 °C
Material Gland polyamide UL94-V0, Gasket TPU

Cable Glands



Type	RAL 7031	RAL 9005	Nominal width mm	Thread	PU
EBFS-07-12	10106844	10106861	7	M 12x1,5	50
EBFS-10-12	10106845	10106862	10	M 12x1,5	50
EBFS-10-16	10106846	10106863	10	M 16x1,5	50
EBFS-12-16	10106847	10106864	12	M 16x1,5	50
EBFS-12-20	10106848	10106865	12	M 20x1,5	50
EBFS-14-20	10106849	10106866	14	M 20x1,5	50
EBFS-17-20	10106850	10106867	17	M 20x1,5	50
EBFS-17-25	10106851	10106868	17	M 25x1,5	50
EBFS-23-25	10106852	10106869	23	M 25x1,5	25
EBFS-23-32	10106853	10106870	23	M 32x1,5	25
EBFS-29-32	10106854	10106871	29	M 32x1,5	25
EBFS-29-40	10106855	10106872	29	M 40x1,5	25
EBFS-36-40	10106856	10106873	36	M 40x1,5	10
EBFS-36-50	10106857	10106874	36	M 50x1,5	10
EBFS-48-50	10106858	10106875	48	M 50x1,5	5
EBFS-48-63	10106859	10106876	48	M 63x1,5	5


Cable Entries

BraceFITTING, straight, with internal thread, polyamide, EBFSI, metric



Protection class IP66, IP68
Temperature range -40 °C - 100 °C
Material Gland polyamide UL94-V0, Connection thread polyamide UL94-V0, Gasket TPU

Cable Protection



Type	RAL 7031	RAL 9005	Nominal width mm	Thread	PU
EBFSI-10-16	10109747	10109740	10	M 16x1,5	50
EBFSI-12-20	10109748	10109741	12	M 20x1,5	50
EBFSI-17-25	10109749	10109742	17	M 25x1,5	50
EBFSI-23-32	10109750	10109743	23	M 32x1,5	25
EBFSI-29-40	10109751	10109744	29	M 40x1,5	10
EBFSI-36-50	10109752	10109745	36	M 50x1,5	10
EBFSI-48-63	10109753	10109746	48	M 63x1,5	5


Junction Boxes

T

BraceFITTING 45° angle, polyamide, EBF45, metric



Protection class IP66, IP68
Temperature range -40 °C - 100 °C
Material Gland polyamide UL94-V0, Gasket TPU




Type	RAL 7031	RAL 9005	Nominal width mm	Thread	PU
EBF45-07-12	10106948	10106956	7	M 12x1,5	50
EBF45-10-12	10108870	10108876	10	M 12x1,5	50
EBF45-10-16	10106949	10106957	10	M 16x1,5	50
EBF45-12-16	10106950	10106958	12	M 16x1,5	50
EBF45-12-20	10108871	10108877	12	M 20x1,5	50
EBF45-17-20	10106951	10106959	17	M 20x1,5	50
EBF45-17-25	10108872	10108878	17	M 25x1,5	50
EBF45-23-25	10106952	10106960	23	M 25x1,5	25
EBF45-23-32	10108873	10108879	23	M 32x1,5	25
EBF45-29-32	10106953	10106961	29	M 32x1,5	25
EBF45-29-40	10108874	10108880	29	M 40x1,5	25
EBF45-36-40	10106954	10106962	36	M 40x1,5	10
EBF45-36-50	10108875	10108881	36	M 50x1,5	10
EBF45-48-50	10106955	10106963	48	M 50x1,5	5
EBF45-48-63	10108882	10108883	48	M 63x1,5	5

BraceFITTING 90° angle, polyamide, EBF90, metric



Protection class IP66, IP68
Temperature range -40 °C - 100 °C
Material Gland polyamide UL94-V0, Gasket TPU



Type	RAL 7031	RAL 9005	Nominal width mm	Thread	PU
EBF90-07-12	10106966	10106974	7	M 12x1,5	50
EBF90-10-12	10108884	10108891	10	M 12x1,5	50
EBF90-10-16	10106967	10106975	10	M 16x1,5	50
EBF90-12-16	10106968	10106976	12	M 16x1,5	50
EBF90-12-20	10108885	10108892	12	M 20x1,5	50
EBF90-17-20	10106969	10106977	17	M 20x1,5	50
EBF90-17-25	10108886	10108893	17	M 25x1,5	50
EBF90-23-25	10106970	10106978	23	M 25x1,5	25
EBF90-23-32	10108887	10108894	23	M 32x1,5	25
EBF90-29-32	10106971	10106979	29	M 32x1,5	25
EBF90-29-40	10108888	10108895	29	M 40x1,5	25
EBF90-36-40	10106972	10106980	36	M 40x1,5	10
EBF90-36-50	10108889	10108896	36	M 50x1,5	10
EBF90-48-50	10106973	10106981	48	M 50x1,5	5
EBF90-48-63	10108890	10108897	48	M 63x1,5	5

BraceFITTING, non-metallic

BraceFITTING, straight, polyamide / brass,
EMBFS, metric



Protection class IP68, IP66
Temperature range -40 °C - 100 °C
Material Gland polyamide UL94-V0, Connection thread brass nickel-plated, Gasket TPU

	Type	RAL 7031	RAL 9005	Nominal width mm	Thread	PU
	EMBFS-07-12	10106877	10106893	7	M 12x1,5	50
	EMBFS-10-16	10106878	10106894	10	M 16x1,5	50
	EMBFS-10-20	10106879	10106895	10	M 20x1,5	50
	EMBFS-12-16	10106880	10106896	12	M 16x1,5	50
	EMBFS-12-20	10106881	10106897	12	M 20x1,5	50
	EMBFS-14-20	10106882	10106898	14	M 20x1,5	50
	EMBFS-17-20	10106883	10106899	17	M 20x1,5	50
	EMBFS-17-25	10106884	10106900	17	M 25x1,5	50
	EMBFS-23-25	10106885	10106901	23	M 25x1,5	25
	EMBFS-23-32	10106886	10106902	23	M 32x1,5	25
	EMBFS-29-32	10106887	10106903	29	M 32x1,5	25
	EMBFS-29-40	10106888	10106904	29	M 40x1,5	25
	EMBFS-36-40	10106889	10106905	36	M 40x1,5	10
	EMBFS-36-50	10106890	10106906	36	M 50x1,5	10
	EMBFS-48-50	10106891	10106907	48	M 50x1,5	5
	EMBFS-48-63	10106892	10106908	48	M 63x1,5	5

BraceFITTING, straight, with internal thread,
polyamide / brass, EMBFSI, metric




Protection class IP68, IP66
Temperature range -40 °C - 100 °C
Material Gland polyamide UL94-V0, Connection thread brass nickel-plated, Gasket TPU

	Type	RAL 7031	RAL 9005	Nominal width mm	Thread	PU
	EMBFSI-10-16	10106914	10106922	10	M 16x1,5	50
	EMBFSI-12-16	10106915	10106923	12	M 16x1,5	50
	EMBFSI-12-20	10106916	10106924	12	M 20x1,5	50
	EMBFSI-17-20	10106917	10106925	17	M 20x1,5	50
	EMBFSI-23-25	10106918	10106926	23	M 25x1,5	50
	EMBFSI-29-32	10106919	10106927	29	M 32x1,5	25
	EMBFSI-36-40	10106920	10106928	36	M 40x1,5	10
	EMBFSI-48-50	10106921	10106929	48	M 50x1,5	5

BraceFITTING 45° angle, EMBF45,
 polyamide and brass, metric



Protection class IP68, IP66
Temperature range -40 °C - 100 °C
Material Gland polyamide UL94-V0, Connection thread brass nickel-plated, Gasket TPU



Type	RAL 7031	RAL 9005	Nominal width mm	Thread	PU
EMBF45-07-12	10106982	10107318	7	M 12x1,5	50
EMBF45-10-12	10106983	10107319	10	M 12x1,5	50
EMBF45-10-16	10106984	10107320	10	M 16x1,5	50
EMBF45-12-16	10106985	10107321	12	M 16x1,5	50
EMBF45-12-20	10106986	10107322	12	M 20x1,5	50
EMBF45-17-20	10106987	10107323	17	M 20x1,5	50
EMBF45-17-25	10106988	10107324	17	M 25x1,5	50
EMBF45-23-25	10106989	10107325	23	M 25x1,5	25
EMBF45-23-32	10106990	10107326	23	M 32x1,5	25
EMBF45-29-32	10106991	10107327	29	M 32x1,5	25
EMBF45-29-40	10106992	10107328	29	M 40x1,5	25
EMBF45-36-40	10106993	10107329	36	M 40x1,5	10
EMBF45-36-50	10106994	10107330	36	M 50x1,5	10
EMBF45-48-50	10106995	10107331	48	M 50x1,5	5
EMBF45-48-63	10106996	10107332	48	M 63x1,5	5

BraceFITTING 45° angle, with internal thread,
 polyamide / brass, EMBF45I, metric


Protection class IP68, IP66
Temperature range -40 °C - 100 °C
Material Gland polyamide UL94-V0, Connection thread brass nickel-plated, Gasket TPU



Type	RAL 7031	RAL 9005	Nominal width mm	Thread	PU
EMBF45I-12-16	10107333	10107340	12	M 16x1,5	50
EMBF45I-12-20	10107334	10107341	12	M 20x1,5	50
EMBF45I-17-20	10107335	10107342	17	M 20x1,5	50
EMBF45I-23-25	10107336	10107343	23	M 25x1,5	50
EMBF45I-29-32	10107337	10107344	29	M 32x1,5	25
EMBF45I-36-40	10107338	10107345	36	M 40x1,5	10
EMBF45I-48-50	10107339	10107346	48	M 50x1,5	10

Cable Glands

Cable Entries

Cable Protection

Junction Boxes

T

BraceFITTING 90° angle, polyamide / brass, EMBF90, metric



Protection class IP68, IP66
Temperature range -40 °C - 100 °C
Material Gland polyamide UL94-V0, Connection thread brass nickel-plated, Gasket TPU

Type	RAL 7031	RAL 9005	Nominal width mm	Thread	PU
EMBF90-07-12	10107013	10106998	7	M 12x1,5	50
EMBF90-10-12	10107014	10106999	10	M 12x1,5	50
EMBF90-10-16	10107015	10107000	10	M 16x1,5	50
EMBF90-12-16	10107016	10107001	12	M 16x1,5	50
EMBF90-12-20	10107017	10107002	12	M 20x1,5	50
EMBF90-17-20	10107018	10107003	17	M 20x1,5	50
EMBF90-17-25	10107019	10107004	17	M 25x1,5	50
EMBF90-23-25	10107020	10107005	23	M 25x1,5	25
EMBF90-23-32	10107021	10107006	23	M 32x1,5	25
EMBF90-29-32	10107022	10107007	29	M 32x1,5	25
EMBF90-29-40	10107023	10107008	29	M 40x1,5	25
EMBF90-36-40	10107024	10107009	36	M 40x1,5	10
EMBF90-36-50	10107025	10107010	36	M 50x1,5	10
EMBF90-48-50	10107026	10107011	48	M 50x1,5	5
EMBF90-48-63	10107027	10107012	48	M 63x1,5	5

BraceFITTING 90° angle, with internal thread, polyamide / brass, EMBF90I, metric



Protection class IP68, IP66
Temperature range -40 °C - 100 °C
Material Gland polyamide UL94-V0, Connection thread brass nickel-plated, Gasket TPU


Type	RAL 7031	RAL 9005	Nominal width mm	Thread	PU
EMBF90I-10-16	10107354	10107363	10	M 16x1,5	50
EMBF90I-12-16	10107355	10107364	12	M 16x1,5	50
EMBF90I-12-20	10107356	10107365	12	M 20x1,5	50
EMBF90I-17-20	10107357	10107366	17	M 20x1,5	50
EMBF90I-23-25	10107359	10107367	23	M 25x1,5	50
EMBF90I-29-32	10107360	10107368	29	M 32x1,5	25
EMBF90I-36-40	10107361	10107369	36	M 40x1,5	10
EMBF90I-48-50	10107362	10107370	48	M 50x1,5	10

Cable Glands
Cable Entries
Cable Protection
Junction Boxes
T

BraceFITTING with cable gland, EMBFSCG,
polyamide and brass, metric



Protection class IP68, IP66
Temperature range -40 °C - 100 °C
Material Gland polyamide UL94-V0, Connection thread brass nickel-plated, Gasket TPU




Type	RAL 7031	RAL 9005	Nominal width mm	Thread	PU
EMBFSCG-10-16	10107371	10107379	10	M 16x1,5	50
EMBFSCG-12-16	10107372	10107380	12	M 16x1,5	50
EMBFSCG-12-20	10107373	10107381	12	M 20x1,5	50
EMBFSCG-17-20	10107374	10107382	17	M 20x1,5	50
EMBFSCG-23-25	10107375	10107383	23	M 25x1,5	25
EMBFSCG-29-32	10107376	10107384	29	M 32x1,5	25
EMBFSCG-36-40	10107377	10107385	36	M 40x1,5	5
EMBFSCG-48-50	10107378	10107386	48	M 50x1,5	5

BraceFITTING, with cable gland, 45° angle, EMBF45CG, metric



Protection class IP68, IP66
Temperature range -40 °C - 100 °C
Material Gland polyamide UL94-V0, Connection thread brass nickel-plated, Gasket TPU




Type	RAL 7031	RAL 9005	Nominal width mm	Thread	PU
EMBF45CG-12-16	10107987	10107993	12	M 16x1,5	50
EMBF45CG-17-20	10107988	10107994	17	M 20x1,5	50
EMBF45CG-23-25	10107989	10107995	23	M 25x1,5	25
EMBF45CG-29-32	10107990	10107996	29	M 32x1,5	25
EMBF45CG-36-40	10107991	10107997	36	M 40x1,5	5
EMBF45CG-48-50	10107992	10107998	48	M 50x1,5	5

BraceFITTING, with cable gland, 90° angle, EMBF90CG, metric



Protection class IP68, IP66
Temperature range -40 °C - 100 °C
Material Gland polyamide UL94-V0, Connection thread brass nickel-plated, Gasket TPU




Type	RAL 7031	RAL 9005	Nominal width mm	Thread	PU
EMBF90CG-10-16	10107999	10108006	10	M 16x1,5	50
EMBF90CG-12-16	10108000	10108007	12	M 16x1,5	50
EMBF90CG-17-20	10108001	10108008	17	M 20x1,5	50
EMBF90CG-23-25	10108002	10108009	23	M 25x1,5	25
EMBF90CG-29-32	10108003	10108010	29	M 32x1,5	25
EMBF90CG-36-40	10108004	10108011	36	M 40x1,5	5
EMBF90CG-48-50	10108005	10108012	48	M 50x1,5	5

BraceFITTING, Adaptor-Connector




Protection class IP68
Temperature range -40 °C - 100 °C
Material Gland polyamide UL94-V0, Gasket TPU

	Type	RAL 7031	RAL 9005	Nominal width mm	PU
	BFC-10-10	10109733	10109726	10	5
BFC-12-12	10109734	10109727	12	5	
BFC-17-17	10109735	10109728	17	5	
BFC-23-23	10109736	10108009	23	5	
BFC-29-29	10109737	10109730	29	2	
BFC-36-36	10109738	10109731	36	2	
BFC-48-48	10109739	10109732	48	2	

BraceFITTING, Y-Connector




Protection class IP68
Temperature range -40 °C - 100 °C
Material Gland polyamide UL94-V0, Gasket TPU

	Type	RAL 7031	RAL 9005	Nominal width 1 mm	Nominal width 2 mm	PU
	BFY-17-10-10	10109760	10109754	17	10	5
BFY-17-12-12	10109761	10109755	17	12	5	
BFY-23-17-17	10109762	10109756	23	17	5	
BFY-29-23-23	10109763	10109757	29	23	5	
BFY-36-29-29	10109764	10109758	36	29	2	
BFY-48-36-36	10109765	10109759	48	36	2	

BraceFITTING, T-Connector



Protection class IP68
Temperature range -40 °C - 100 °C
Material Gland polyamide UL94-V0, Gasket TPU

	Type	RAL 7031	RAL 9005	Nominal width 1 mm	Nominal width 2 mm	PU
	BFT-12-12-12	10109772	10109766	17	10	5
BFT-17-17-17	10109773	10109767	17	12	5	
BFT-23-23-23	10109774	10109768	23	17	5	
BFT-29-29-29	10109775	10109769	29	23	5	
BFT-36-36-36	10109776	10109770	36	29	2	
BFT-48-48-48	10109777	10109771	48	36	2	

Cable Glands

Cable Entries

Cable Protection


Junction Boxes

T

BraceCONDUIT BCA-S, polyamide PA6 V0



Temperature range -40 °C - 140 °C
Material PA6 UL94-V0




Type	RAL 7031	RAL 9005	Nominal width mm	Outer diameter mm	PU (m)
BCA-S-07	10109177	10109175	7	10	50
BCA-S-10	10107079	10107072	10	13	50
BCA-S-12	10107080	10107073	12	15,7	50
BCA-S-14	10107081	10107074	14	18,5	50
BCA-S-17	10107082	10107075	17	21,2	50
BCA-S-23	10107083	10107076	23	28,3	50
BCA-S-29	10107084	10107077	29	34,5	25
BCA-S-36	10107085	10107078	36	42,2	25
BCA-S-48	10109178	10109176	48	54,5	25

BraceCONDUIT, divided, BCA-D, polyamide PA6 V0



Temperature range -40 °C - 140 °C
Material PA6 UL94-V0



Type	RAL 7031	RAL 9005	Nominal width mm	Outer diameter mm	PU (m)
BCA-10-D	10107127	10107120	10	12,9	50
BCA-12-D	10107128	10107121	12	15,8	50
BCA-17-D	10107129	10107122	17	21	50
BCA-23-D	10107130	10107123	23	28,3	50
BCA-29-D	10107131	10107124	29	34,5	25
BCA-36-D	10107132	10107125	36	41,8	25
BCA-48-D	10107133	10107126	48	54,2	25

Cable Glands

Cable Entries


Cable Protection

Junction Boxes

T

BraceCONDUIT, BCAV-S, polyamide PA6 V2  


Temperature range -40 °C - 125 °C
Material PA6 UL94-V2



Type	RAL 7031	RAL 9005	Nominal width mm	Outer diameter mm	PU (m)
BCAV-S-07	10107095	10107086	7	10	50
BCAV-S-10	10107096	10107087	10	13	50
BCAV-S-12	10107097	10107088	12	15,7	50
BCAV-S-14	10107098	10107089	14	18,5	50
BCAV-S-17	10107099	10107090	17	21,2	50
BCAV-S-23	10107100	10107091	23	28,3	50
BCAV-S-29	10107101	10107092	29	34,5	25
BCAV-S-36	10107102	10107093	36	42,4	25
BCAV-S-48	10107103	10107094	48	54,5	25

BraceCONDUIT, heavy, BCAV-H, polyamide PA6 V2  

Temperature range -40 °C - 125 °C
Material PA6 UL94-V2




Type	RAL 7031	RAL 9005	Nominal width mm	Outer diameter mm	PU (m)
BCAV-H-07	10109207	10109199	7	10	50
BCAV-H-10	10109208	10109200	10	13	50
BCAV-H-12	10109209	10109201	12	15,8	50
BCAV-H-17	10109210	10109202	17	21	50
BCAV-H-23	10109211	10109203	23	28,5	50
BCAV-H-29	10109212	10109204	29	34,5	25
BCAV-H-36	10109213	10109205	36	42,5	25
BCAV-H-48	10109214	10109206	48	54,5	25

Cable Glands
 Cable Entries
 Cable Protection
 Junction Boxes
 T

BraceCONDUIT, divided, BCAV-D, polyamide PA6 V2



Temperature range -40 °C - 125 °C
Material PA6 UL94-V2




Type	RAL 7031	RAL 9005	Nominal width mm	Outer diameter mm	PU (m)
BCAV-10-D	10107141	10107134	10	12,9	50
BCAV-12-D	10107142	10107135	12	15,8	50
BCAV-17-D	10107143	10107136	17	21	50
BCAV-23-D	10107144	10107137	23	28,3	50
BCAV-29-D	10107145	10107138	29	34,5	25
BCAV-36-D	10107146	10107139	36	41,8	25
BCAV-48-D	10107147	10107140	48	54,2	25

BraceCONDUIT, BCAB-L, polyamide PA 6 HB, lightweight



Temperature range -40 °C - 140 °C
Material PA6 UL94-HB



Type	RAL 7031	RAL 9005	Nominal width mm	Outer diameter mm	PU (m)
BCAB-L-07	10109190	10109181	7	10	50
BCAB-L-10	10109191	10109182	10	13	50
BCAB-L-12	10109192	10109183	12	15,7	50
BCAB-L-14	10109193	10109184	14	18,5	50
BCAB-L-17	10109194	10109185	17	21,2	50
BCAB-L-23	10109195	10109186	23	28,3	50
BCAB-L-29	10109196	10109187	29	34,5	25
BCAB-L-36	10109197	10109188	36	42,4	25
BCAB-L-48	10109198	10109189	48	54,5	25

BraceCONDUIT BCI-S, polyamide PA12 V1



Temperature range -40 °C - 110 °C
Material PA12 UL94-V2



Type	RAL 9005	Nominal width mm	Outer diameter mm	PU (m)
BCI-S-07	10109948	7	10	50
BCI-S-10	10109949	10	13	50
BCI-S-12	10109950	12	15,8	50
BCI-S-17	10109951	17	21	50
BCI-S-23	10109952	23	28,5	50
BCI-S-29	10109953	29	34,5	25
BCI-S-36	10109954	36	42,5	25
BCI-S-48	10109955	48	54,5	25

BraceCONDUIT, heavy, wide profile, BCI-H-W, polyamide PA12 V1



Temperature range -40 °C - 110 °C
Material PA12 UL94-V2



Type	RAL 9005	Nominal width mm	Outer diameter mm	PU (m)
BCI-H-07-W	10109964	7	10	50
BCI-H-10-W	10109965	10	13	50
BCI-H-12-W	10109966	12	15,8	50
BCI-H-14-W	10110210	14	18,5	50
BCI-H-17-W	10109967	17	21	50
BCI-H-23-W	10109968	23	28,5	50
BCI-H-29-W	10109969	29	34,5	25
BCI-H-36-W	10109970	36	42,5	25
BCI-H-48-W	10109971	48	54,5	25

BraceCONDUIT BCIV-S, polyamide PA12 V2



Temperature range -40 °C - 110 °C
Material PA12 UL94-V2



Type	RAL 7031	RAL 9005	Nominal width mm	Outer diameter mm	PU (m)
BCIV-S-07	10109180	10109179	7	10	50
BCIV-S-10	10107112	10107104	10	13	50
BCIV-S-12	10107113	10107105	12	15,8	50
BCIV-S-14	10107114	10107106	14	18,5	50
BCIV-S-17	10107115	10107107	17	21	50
BCIV-S-23	10107116	10107108	23	28,5	50
BCIV-S-29	10107117	10107109	29	34,5	25
BCIV-S-36	10107118	10107110	36	42,3	25
BCIV-S-48	10107119	10107111	48	54,2	25

Cable Glands

Cable Entries

Cable Protection


Junction Boxes

T

BraceCONDUIT, BCIB-S, polyamide PA12 HB




Temperature range -40 °C - 120 °C
Material PA12 UL94-V2

	Type	RAL 9005	Nominal width mm	Outer diameter mm	PU (m)
	BCIB-S-10	10111351	10	13	50
	BCIB-S-12	10111352	12	15,8	50
	BCIB-S-14	10111353	14	18,5	50
	BCIB-S-17	10111354	17	21	50
	BCIB-S-23	10111355	23	28,5	50
	BCIB-S-29	10111356	29	34,5	25
	BCIB-S-36	10111357	36	42,5	25
	BCIB-S-48	10111358	48	54,5	25
	BCIB-S-70	10111359	70	79,2	25
	BCIB-S-90	10111360	90	106	

BraceCONDUIT, heavy, BCIB-H, polyamide PA12 HB




Temperature range -40 °C - 120 °C
Material PA12 UL94-HB

	Type	RAL 7031	RAL 9005	Nominal width mm	Outer diameter mm	PU (m)
	BCIB-H-07	10109229	10109220	7	10	50
	BCIB-H-10	10109230	10109221	10	13	50
	BCIB-H-12	10109231	10109222	12	15,8	50
	BCIB-H-14	10109232	10109223	14	18,5	50
	BCIB-H-17	10109233	10109224	17	21	50
	BCIB-H-23	10109234	10109225	23	28,5	50
	BCIB-H-29	10109235	10109226	29	34,5	25
	BCIB-H-36	10109236	10109227	36	42,5	25
	BCIB-H-48	10109237	10109228	48	54,5	25

BraceCONDUIT, Clip, BCC, polyamideww




Temperatur range -40 °C - 100 °C
Material Polyamid UL94-V0

	Type	RAL 7031	RAL 9005	Nominal width mm	PU
	BCC-07	10106930	10106939	7	50
	BCC-10	10106931	10106940	10	50
	BCC-12	10106932	10106941	12	50
	BCC-14	10106933	10106942	14	50
	BCC-17	10106934	10106943	17	50
	BCC-23	10106935	10106944	23	25
	BCC-29	10106936	10106945	29	10
	BCC-36	10106937	10106946	36	10
	BCC-48	10106938	10106947	48	5

BraceFITTING EMBMFS-S, brass, for smooth conduits




Protection class IP67
Temperature range -45 °C - 145 °C
Material Fitting Brass nickel-plated, Gasket PA

	Type	Order No.	Nominal width mm	Thread	PU
	EMBMFS-S-10-16	10109089	10	M 16x1,5	5
	EMBMFS-S-12-16	10109091	12	M 16x1,5	5
	EMBMFS-S-16-20	10109097	16	M 20x1,5	5
	EMBMFS-S-16-25	10109099	16	M 25x1,5	5
	EMBMFS-S-21-25	10109103	21	M 25x1,5	5
	EMBMFS-S-27-32	10109107	27	M 32x1,5	2
	EMBMFS-S-35-40	10109111	35	M 40x1,5	2
	EMBMFS-S-40-50	10109115	40	M 50x1,5	2
	EMBMFS-S-50-63	10109119	50	M 63x1,5	2

BraceFITTING EMBMFS-C, brass, for corrugated conduits



Protection class IP67
Temperature range -45 °C - 145 °C
Material Fitting Brass nickel-plated, Gasket PA


	Type	Order No.	Nominal width mm	Thread	PU
	EMBMFS-C-10-16	10109090	10	M 16x1,5	5
	EMBMFS-C-12-16	10109092	12	M 16x1,5	5
	EMBMFS-C-16-20	10109098	16	M 20x1,5	5
	EMBMFS-C-21-25	10109104	21	M 25x1,5	5
	EMBMFS-C-27-32	10109108	27	M 32x1,5	2
	EMBMFS-C-35-40	10109112	35	M 40x1,5	2
	EMBMFS-C-40-50	10109116	40	M 50x1,5	2
	EMBMFS-C-50-63	10109120	50	M 63x1,5	2

BraceCONDUIT BMCG-PVC-C, PVC coated, corrugated



Temperature range -15 °C - 70 °C

Material Galvanised steel, Tube cover PVC, Surface corrugated




Type	RAL 7005	RAL 9005	Nominal width mm	Outer diameter mm	PU (m)
BMCG-PVC-C-10	10109015	10109007	10	13,5	30
BMCG-PVC-C-12	10109016	10109008	12	15,7	30
BMCG-PVC-C-16	10109017	10109009	16	19,5	30
BMCG-PVC-C-21	10109018	10109010	21	24,7	30
BMCG-PVC-C-27	10109019	10109011	27	31,7	30
BMCG-PVC-C-35	10109020	10109012	35	40	30
BMCG-PVC-C-40	10109021	10109013	40	45	25
BMCG-PVC-C-50	10109022	10109014	50	56	25

BraceCONDUIT BMCG-PVC-S, PVC coated, smooth



Temperature range -15 °C - 80 °C

Material Galvanised steel, Tube cover PVC, Surface smooth




Type	RAL 7005	RAL 9005	Nominal width mm	Outer diameter mm	PU (m)
BMCG-PVC-S-10	10109031	10109023	10	15,5	30
BMCG-PVC-S-12	10109032	10109024	12	18	30
BMCG-PVC-S-16	10109033	10109025	16	21,5	30
BMCG-PVC-S-21	10109034	10109026	21	27	30
BMCG-PVC-S-27	10109035	10109027	27	33	30
BMCG-PVC-S-35	10109036	10109028	35	43	30
BMCG-PVC-S-40	10109037	10109029	40	48	25
BMCG-PVC-S-50	10109038	10109030	50	56	25

BraceCONDUIT BMCG-PVC-S-GT,
PVC coated, smooth, greater temperature range



Temperature range -40 °C - 105 °C
Material Galvanised steel, Tube cover PVC, Surface smooth




Type	RAL 7005	RAL 9005	Nominal width mm	Outer diameter mm	PU (m)
BMCG-PVC-S-10-GT	10109047	10109039	10	15,5	30
BMCG-PVC-S-12-GT	10109048	10109040	12	18	30
BMCG-PVC-S-16-GT	10109049	10109041	16	21,5	30
BMCG-PVC-S-21-GT	10109050	10109042	21	27	30
BMCG-PVC-S-27-GT	10109051	10109043	27	33	30
BMCG-PVC-S-35-GT	10109052	10109044	35	43	30
BMCG-PVC-S-40-GT	10109053	10109045	40	48	25
BMCG-PVC-S-50-GT	10109054	10109046	50	56	25

BraceCONDUIT BMCG-PU-C, PU coated, corrugated



Temperature range -45 °C - 120 °C
Material Galvanised steel, Tube cover PU, Surface corrugated



Type	RAL 7005	RAL 9005	RAL 5015	Nominal width mm	Outer diameter mm	PU (m)
BMCG-PU-C-10	10109071	10109055	10109063	10	13,5	30
BMCG-PU-C-12	10109072	10109056	10109064	12	15,7	30
BMCG-PU-C-16	10109073	10109057	10109065	16	19,5	30
BMCG-PU-C-21	10109074	10109058	10109066	21	24,7	30
BMCG-PU-C-27	10109075	10109059	10109067	27	31,7	30
BMCG-PU-C-35	10109076	10109060	10109068	35	40	30
BMCG-PU-C-40	10109077	10109061	10109069	40	45	25
BMCG-PU-C-50	10109078	10109062	10109070	50	56	25


Cable Glands
Cable Entries
Cable Protection
Junction Boxes
T

BraceCONDUIT BMCG-PVC-C-BG, PVC coated and steel wire over-braid



Temperature range -15 °C - 70 °C

Material Galvanised steel, Tube cover galvanised steel, Surface corrugated




Type	Order No.	Nominal width mm	Outer diameter mm	PU (m)
BMCG-PVC-C-BG-10	10109079	10	15	30
BMCG-PVC-C-BG-12	10109080	12	17,5	30
BMCG-PVC-C-BG-16	10109081	16	21	30
BMCG-PVC-C-BG-21	10109082	21	26,5	30
BMCG-PVC-C-BG-27	10109083	27	32,5	30
BMCG-PVC-C-BG-35	10109084	35	42,5	30
BMCG-PVC-C-BG-40	10109085	40	47,5	25
BMCG-PVC-C-BG-50	10109086	50	59	25

BraceCONDUIT, Clip, BMCC



Temperature range -40 °C - 100 °C

Material Galvanised steel




Type	Order No.	Inner diameter mm	PU
BMCC-13-17	10109251	13 - 17	10
BMCC-17-21	10109252	17 - 21	10
BMCC-21-26	10109253	21 - 26	10
BMCC-28-34	10109254	28 - 34	10
BMCC-37-44	10109255	37 - 44	10
BMCC-48-55	10109256	48 - 55	10

Junction boxes

Easy and quick installation, suitable for indoor and outdoor applications, from a large to a small installation space, special colours or bellied as well as transparent lids – our product range of junction boxes and matching accessories offers a solution for every application.

The COMBI Series

With a special design and highest plastic quality, it has been complying with the most demanding contractors requirements for years: The COMBI junction box series is an original in every detail.



The KA Series


With a practical design that offers a wide range of fastening options, a lid and box that hold together even on uneven surfaces and a lid that never gets lost. The latest KA series convinces with many features.



Unique flexibility in their cable entries



Pierce the membrane and enter the cable. No further tool required.



Clean and easy installation with membrane cable entries on the rear of the box.



Quick cable gland installation with a combination of threaded membrane entries.



Optional strain relief on the cable. See page 115.


Versatile mounting options



The ESV can be used for installations at the cable track with 6 mm holes. See page 116.



The EDV are suitable for installations at the long holes of the cable track. See page 116.



Fixture with cable ties. Conveniently placed all around the rear side.



The ESD 30 are suitable for installations at the wall without any screws. See page 116.



Our products at a glance

COMBI Junction Boxes (Page 108 - 111)



KA Installation boxes (Page 112)



KonnektIT (Page 113)



WHK Junction boxes (Page 114)



Mounting (Page 115 - 116)



Terminals (Page 116)



Earthing (Page 117)



Jointing Sleeves (Page 117)




Explore more...




Junction Boxes, COMBI 206   

Protection class IP66 / IP67 **Voltage** 400 V
Glow wire test 750 °C **Material** Polypropylene, Gasket TPE
Temperature range -30 °C – 100 °C **Dimensions** 85 x 49 x 51 mm
Installation temperature -5 °C – 60 °C **Rated cross section** 1,5 mm²

	Type	RAL 7035 LG	RAL 9005 BK	RAL 9001 WH	Terminal Type	PU
	COMBI 206	10109569	10109571	10109573	non	10
	COMBI 206/5	10109570	10109572	10109574	5-poles terminal block	10
	COMBI 206/ 3xWAGO 221-413	10109901	10109900	10109902	incl.1 WAGO terminal holder and 3 WAGO terminals 221-413	10


Junction Boxes, COMBI 304 

Protection class IP66 / IP67 **Voltage** 400 V
Glow wire test 750 °C **Material** Polypropylene, Gasket TPE
Temperature range -30 °C – 100 °C **Dimensions** ø 82 x 57 mm, mounting distance 90 mm
Installation temperature -5 °C – 60 °C **Rated cross section** 2,5 mm²

	Type	RAL 7035 LG	RAL 9005 BK	RAL 9001 WH	Terminal Type	PU
	COMBI 304	10110629	10110630	10110631	non	5
	COMBI 304/5	10110632	10110633	10110634	5-poles terminal block	5
	COMBI 304/3x221-413	10110635	10110636	10110637	inkl. 1 WAGO terminal holder and 3 WAGO terminals 221-413	5

Rotary switch, COMBI 304 Switch 

Protection class IP66 / IP67 **Voltage** 250 V
Glow wire test 750 °C **Current** 10A
Temperature range -30 °C – 100 °C **Material** Polypropylene, Gasket TPE
Installation temperature -5 °C – 60 °C **Dimensions** ø 82 x 78 mm, mounting distance 90 mm

	Type	RAL 7035 LG	RAL 9005 BK	Terminal Type	PU
	COMBI 304 SWITCH RS/1-2	10111001	10110647	On-Off, 2-pole	1
	COMBI 304 SWITCH RS/5-1	10111002	10110648	Multi-circuit, 1-pole	1
	COMBI 304 SWITCH RS/6-1	10111003	10110649	Change-over, 1-pole	1
	COMBI 304 SWITCH RS/7-1	10111004	10110650	Four-way, 1-pole	1

Junction Boxes, COMBI 308



Protection class IP66 / IP67
Glow wire test 750 °C
Temperature range -30 °C – 100 °C
Installation temperature -5 °C – 60 °C

Voltage 400 V
Material Polypropylene, Gasket TPE
Dimensions 85 x 85 x 51 mm
Rated cross section 4,0 mm²
 Incl. SMB = Mounting clip for snap-on fixing

	Type	RAL 7035 LG	RAL 9005 BK	RAL 9001 WH	RAL 7035 / LG RAL 3000 / RD	Terminal Type	PU
	COMBI 308	10060400		10060581	10060610	10060480	non
COMBI 308/5	10060401		10060580	10060611	10107390	5-poles terminal block	5
COMBI 308/3-221-413	10110403		10110404	10110405		incl. 1 WAGO terminal holder and 3 WAGO terminals 221-41	5

Junction Boxes, COMBI 407



Protection class IP66 / IP67
Glow wire test 750 °C
Temperature range -30 °C – 100 °C
Installation temperature -5 °C – 60 °C

Voltage 690 V
Material Polypropylene, Gasket TPE
Dimensions 95 x 95 x 60 mm
Rated cross section 4,0 mm²
 Incl. SMB = Mounting clip for snap-on fixing

	Type	RAL 7035 LG	RAL 9005 BK	RAL 9001 WH	RAL 7035 / LG RAL 3000 / RD	Terminal Type	PU
	COMBI 407	10105595		10105601	10105598	10106840	non
COMBI 407/5	10105596		10105602	10105599		5-poles terminal block	5
COMBI 407/SDK5	10105597		10105603	10105600		Screwless box terminal 5-poles	5
COMBI 407/3-221-413	10109674		10109673	10109675		incl. 1 WAGO terminal holder and 3 WAGO terminals 221-413	5

Junction Boxes, COMBI 607



Protection class IP66 / IP67
Glow wire test 750 °C
Temperature range -30 °C – 100 °C
Installation temperature -5 °C – 60 °C

Voltage 690 V
Material Polypropylene, Gasket TPE
Dimensions 110 x 110 x 66 mm
Rated cross section 6,0 mm²
 IND = Version with flat cover

	Type	RAL 7035 LG	RAL 9005 BK	RAL 9001 WH	RAL 7035 / LG RAL 3000 / RD	Terminal Type	PU
	COMBI 607	10060531		10060648	10060533	10102628	non
COMBI 607/5	10060532		10060538	10060534		5-poles terminal block	5
COMBI IND 607	10060537					non	5
COMBI IND 607/5	10060519					5-poles terminal block	5

Cable Glands

Cable Entries

Cable Protection

Junction Boxes

T

Junction Boxes, COMBI 1010



Protection class IP66 / IP67
Glow wire test 750 °C
Temperature range -30 °C – 100 °C
Installation temperature -5 °C – 60 °C
Voltage 690 V
Material Polypropylene, Gasket TPE
Dimensions 140 x 140 x 82 mm
Rated cross section 10,0 mm²
 IND = Version with flat cover

	Type	RAL 7035 LG	RAL 9005 BK	RAL 9001 WH	Terminal Type	PU
	COMBI 1010	10060702	10062214	10062210	non	2
	COMBI 1010/5	10060703	10062215	10062211	5-poles terminal block	2
	COMBI IND 1010	10060704			non	2
	COMBI IND 1010/5	10060705			5-poles terminal block	2

Junction Boxes, COMBI 1210



Protection class IP66 / IP67
Glow wire test 750 °C
Temperature range -30 °C – 100 °C
Installation temperature -5 °C – 60 °C
Voltage 690 V
Material Polypropylene, Gasket TPE
Dimensions 160 x 140 x 81 mm
Rated cross section 10,0 mm²

	Type	RAL 7035 LG	RAL 9005 BK	RAL 9001 WH	Terminal Type	PU
	COMBI 1210	10101459	10101460	10101461	non	2
	COMBI 1210/5	10101462	10101463	10101464	5-poles terminal block	2

Junction Boxes, COMBI 1610



Protection class IP66 / IP67
Glow wire test 960 °C
Temperature range -30 °C – 100 °C
Installation temperature -5 °C – 60 °C
Voltage 690 V
Material Polycarbonate, Gasket PU
Dimensions 200 x 160 x 94 mm
Rated cross section 16,0 mm²
 DK = Version with clear lid
 PL = Plain version, completely closed sides

	Type	RAL 7035 LG	RAL 9005 BK	RAL 9001 WH	Terminal Type	PU
	COMBI 1610	10110735	10110739	10110743	non	1
	COMBI 1610/3	10110736	10110740	10110744	3-pole screw terminal	1
	COMBI 1610/5	10111282			5-pole screw terminal	1
	COMBI 1610 DK	10110737	10110741	10110745	non	1
	COMBI 1610/3 DK	10110738	10110742	10110746	3-pole screw terminal	1
	COMBI 1610 PL	10111113	10111117	10111121	non	1
	COMBI 1610/3 PL	10111114	10111118	10111122	3-pole screw terminal	1
	COMBI 1610 PL DK	10111115	10111119	10111123	non	1
	COMBI 1610/3 PL DK	10111116	10111120	10111124	3-pole screw terminal	1

Junction Boxes, COMBI 108



Protection class	IP66	Voltage	400 V
Glow wire test	750 °C	Material	Polypropylene, Gasket TPE
Temperature range	-30 °C – 100 °C	Dimensions	76 x 76 x 51 mm
Installation temperature	-5 °C – 60 °C	Rated cross section	2,5 mm ²

	Type	RAL 7035 LG	RAL 9005 BK	RAL 9001 WH	RAL 7035 / LG RAL 3000 / RD	Terminal Type	PU
	COMBI 108	10060522	10061999	10060622	10060632	non	10
	COMBI 108/5	10060523	10061998	10060623		5-poles terminal block	10
	COMBI 108/ 3-221-413	10111272	10111273	10111274		incl. 1 WAGO terminal holder and 3 WAGO terminals 221-413	10

Junction Boxes, COMBI IP68 Set



Protection class	IP68 (15 m 170 h)	Filling Material	Silicone
Glow wire test	750 °C		Polypropylene, Gasket TPE
Temperature range	-30 °C – 100 °C		
Installation temperature	-5 °C – 60 °C		

	Type	RAL 7035 LG	RAL 9005 BK	Terminal Type	PU
	COMBI IP68 SET 308	10060457		non	1
	COMBI IP68 SET 308/5	10066634		5-poles terminal block	1
	COMBI IP68 SET 407	10105681	10105683	non	1
	COMBI IP68 SET 407/5	10105682	10105684	5-poles terminal block	1
	COMBI IP68 SET 607	10061185	10100838	non	1
	COMBI IP68 SET 607/5	10066635		5-poles terminal block	1
	COMBI IP68 SET 1010	10061488		non	1
	COMBI IP68 SET 1010/5	10066636		5-poles terminal block	1

Cable Glands

Cable Entries


Cable Protection

Junction Boxes

T

Installation boxes, KA 006   

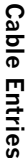

Protection class IP55
Temperature range -30 °C – 60 °C
Installation temperature -5 °C – 60 °C
Voltage 400 V
Material Polyethylene/Polypropylene
Dimensions 86 x 44 x 41 mm
 XxZER = incl. strain relief ring



Type	RAL 7035 LG	RAL 9005 BK	RAL 9001 WH	RAL 3000 RD	RAL 6024 GN	Terminal Type	PU
KA 006	10109426	10109578	10109580	10109582	10109584	non	10
KA 006/5	10109577	10109579	10109581	10109583	10109585	5-poles terminal block	10
KA 006/3xZER	10110195					non	10
KA 006/3x221-413/3xZER	10110865					non	10

Installation boxes, KA 012   


Protection class IP55
Temperature range -30 °C – 60 °C
Installation temperature -5 °C – 60 °C
Voltage 400 V
Material Polyethylene/Polypropylene
Dimensions 86 x 86 x 41 mm
 XxZER = incl. strain relief ring

Type	RAL 7035 LG	RAL 9005 BK	RAL 9001 WH	RAL 3000 RD	RAL 6024 GN	Terminal Type	PU
KA 012	10109427	10109587	10109589	10109591	10109593	non	10
KA 012/5	10109586	10109588	10109590	10109592	10109594	5-poles terminal block	10
KA 012/3xZER	10110196					non	10
KA 012/3x221-413/6xZER	10110866					incl. 1 WAGO terminal holder and 3 WAGO terminals 221-413	10

Installation boxes, KA 016   

Protection class IP55
Temperature range -30 °C – 60 °C
Installation temperature -5 °C – 60 °C
Voltage 400 V
Material Polyethylene/Polypropylene
Dimensions 125 x 86 x 41 mm
 XxZER = incl. strain relief ring



Type	RAL 7035 LG	RAL 9005 BK	RAL 9001 WH	RAL 3000 RD	RAL 6024 GN	Terminal Type	PU
KA 016	10109428	10109596	10109598	10109600	10109602	non	10
KA 016/5	10109595	10109597	10109599	10109601	10109603	5-poles terminal block	10
KA 016/5xZER	10110197					non	10
KA 016/3x221-413/8xZER LG	10110867					3 WAGO terminals 221-413	10


Installation boxes, KonnektIT

Protection class
Temperature range

IP20
-30 °C – 60 °C

Material

Polyethylene

	Type	RAL 9001 WH	Terminal Type	PU
	KonnektIT 204 WH	10112332		10
	KonnektIT 204 WH / 5x221-413	10112333	incl. 5 WAGO terminals 221-413	10

KonnektIT

Easy installation due to built-in strain relief and external mounting. Can be equipped with WAGO terminal 221-413, or 211-2411 as well as a luster terminal. Perfect for indoor luminaire installation.



Cable Glands

Cable Entries


Cable Protection

Junction Boxes

T


Junction Boxes, WHK 608   


Protection class IP20
Temperature range -20 °C – 60 °C
Installation temperature -5 °C – 60 °C
Voltage 400 V
Material Polystyrene
Dimensions 108 x 98 x 57 mm
 108 x 98 x 72 mm

	Type	RAL 7035 LG	PU
	WHK 608A	10105991	5
	WHK 608S	10105992	5

WHK Base/WHK Lid versions 


Protection class IP20
Temperature range -20 °C – 60 °C
Installation temperature -5 °C – 60 °C
Voltage 400 V
Material Polystyrene

	Type	RAL 7035 LG	Clamping cage	PU
	WHK 608U	10106020	5 mm – 13 mm	5

	Type	RAL 7035 LG	Built-in socket	PU
	WHK 608SD-2x3p-Ad-v	10106021	2x3p	5
	WHK 608SD-1x3p-Ad-v	10106022	1x3p	5
	WHK 608SD-4x3p-Ad-v	10106023	4x3p	5
	WHK 608SD-2x3p-4x4p-Ad-v	10106024	2x3p/4x4p	5
	WHK 608SD-1x4p-Ad-v	10106025	1x4p	5
	WHK 608SD-4x4p-Ad-v	10106026	4x4p	5
	WHK 608SD-2x4p-Ad-v	10106027	2x4p	5
	WHK 608SD-2x3p-1x4p-Ad-v	10106028	2x3p/1x4p	5
	WHK 608SD-6x3p-Ad-v	10106029	6x3p	5
	WHK 608SD-3x3p-Ad-v	10106030	3x3p	5
	WHK 608SD-3x3p-1x4p-Ad-v	10106031	3x3p/1x4p	5
	WHK 608SD-2x5p-Ad-v	10106032	2x5p	5
WHK 608SD-4x5p-Ad-v	10106033	4x5p	5	

Junction Boxes, KRASS + KRASM 

Temperature range -20 °C – 60 °C
 -30 °C – 100 °C
Material Plastic
Cable insert 5 mm – 13 mm

	Type	RAL 7035 LG	RAL 9005 LG	RAL 9001 LG	PU
	KRASS 20/2,5	10105993			50
	KRASM 20/7	10106052	10110808	10110809	50

Cable Glands

Cable Entries

Cable Protection


Junction Boxes

T

External mounting

Temperature range -30 °C – 100 °C
Material Polyamide


Suitable for COMBI 308, 407, 607, 1010, 1210 and 1610

	Type	RAL 7035 LG	PU
	External mounting – COMBI LG	10108836	2x4 Stück

Mounting plates


Material Galvanized steel
Dimensions 160 x 76 x 9,4 mm /
 241 x 181 x 9,7 mm

Small version suitable for
 COMBI 108 / 116 / 206 / 308 / 407 / WHK
Large version suitable for all COMBI / KA / WHK

	Type	Order No.	PU
	MP-S Mounting plate small	10105774	1
	MP-L Mounting plate large COMBI / WHK	10105775	1

Mounting-Kit KA/COMBI®

Content 10 pieces ESD 30 RAL 7035, 10 pieces ESV RAL 7035
 10 pieces EDV RAL 7035, 10 pieces ZER RAL 7035
 1 piece external mounting COMBI RAL 7035


	Type	RAL 7035 LG	PU
	Mounting-Kit KA/COMBI	10110239	1

Strain relief ring, ZER

Temperature range -30 °C – 100 °C

Material

PC + ABS-Blend V0

	Type	RAL 7035 LG	Clamping cage	PU
	ZER 4-12 LG	10109800	4 mm – 12 mm	10
	ZER 11-18 LG	10110766	11 mm – 18	10

Mounting kit for KA

Temperature range	-20 °C – 85 °C	Suitable for	Euro plug locking (ESV) Euro twist locking (EDV) Euro plug-in dowels (ESD 30)
Material	Polyamide		

	Type	RAL 7035 LG	PU
	ESD 30 LG	10109875	50
	ESV LG	10109876	50
	EDV LG	10109877	50

Terminal blocks

Temperature range	-25 °C – 80 °C	Material	Polyamide
Glow wire test	960 °C		

	Type	Order No.	Suitable for	Terminals	PU
	SP-HKT 11/5 Terminal block	22001132	COMBI 108, COMBI 308, COMBI 407	4 mm ²	1
	SP-HKT 607 Terminal block	22000407	COMBI 607, COMBI INDUSTRY 607 (max. 2 terminal blocks per box)	6 mm ²	1
	SP-HKT 1010 Terminal block	22000408	COMBI 1010, COMBI INDUSTRY 1010, COMBI 1210 (max. 4 terminal blocks per box)	10 mm ²	1
	SP-HKT 1610 Terminal block	22001224	COMBI 1610, COMBI MAR 1610 (max. 2 terminal blocks per box)	16 mm ²	1
	SP-KT 11/5 Terminal block	22000409	KA 006, KA 012, KA 016	4mm ²	1
	SP-KT407 SDK5 screwless box terminal	22000811	COMBI 108, COMBI 304, COMBI 308, COMBI 407	0,5-2,5mm ² for solid wires 1,5-2,5mm ² for rigid stranded wires	1
	SP-KT-W 221/CSM-3x221-413	22001114	COMBI 108, COMBI 304 COMBI 308, COMBI 407	non	1
	SP-KT-W 221/CSM	22001115	COMBI 108, COMBI 304 COMBI 308, COMBI 407	3 x 0,14 ... 4 mm ²	1
SP-KT-W 221	22001116	For mounting on DIN Rail Kit TS 15	non	1	

DIN Rail Kit

Material	Steel
-----------------	-------

	Type	Order No.	PU
	DIN Rail Kit – COMBI 108/308/TS15	10060362	1
	DIN Rail Kit – COMBI 407/TS15	10105604	1
	DIN Rail Kit – COMBI 407/TS35	10105605	1
	DIN Rail Kit – COMBI 607/TS15	10111678	1
	DIN Rail Kit – COMBI 607/TS35	10060361	1
	DIN Rail Kit – COMBI 1010/TS35	10060363	1
	DIN Rail Kit – COMBI 1210/TS35	10101478	1


Earthing plates

Material Brass

	Type	Order No.	Suitable for	Dimensions	Content	PU
	EC 308	10101473	COMBI 308	55 x 28 x 5 mm	2 earthing plate for 2 glands	1
	EC 607	10101474	COMBI 607	33 x 33 x 5 mm	2 earthing plates for 1 gland	1
	EC 1010/3	10104903	COMBI 1010	100 x 38 x 0,8 mm	1 earthing plates for 3 glands	1
	EC 1210	10101476	COMBI 1012	74 x 34 x 0,8 mm 114 x 34 x 0,8 mm	1 earthing plate for 2 glands 1 earthing plate for 3 glands	1
	Earthing-KIT 407/1EC2+1EC1	10105647	COMBI 407	See details for individual versions	1 earthing plate for 2 glands 1 earthing plate for 1 gland + mounting kit	1
	Earthing-KIT 407/2EC2+1EC1	10105606	10105606	See details for individual versions	2 earthing plate for 2 glands 1 earthing plate for 1 gland + mounting kit	1


Earthing Springs

Glow wire test 650°C **Material** Stainless steel

	Type	Order No.	Dimensions	PU
	E-SPRING20	10112329	M 20 x 1,5	5
	E-SPRING25	10112330	M 25 x 1,5	5
	E-SPRING32	10112331	M 32 x 1,5	5

Joining sleeve, 788/6/SKV 21

Protection class IP68 (5 bar 30 min) **Material** Polystyrole, flame-retardant, Clamping unit Polyamide

	Type	RAL 7035 LG	Terminal Type	PU
	788/6/SKV 21	10061436	5-pole, 6,0 mm ² screw type	10

Joining sleeve, 788/ESKV

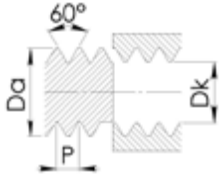
Protection class IP68 (5 bar 30 min) **Material** Polyamide






	Type	RAL 7035 LG	RAL 9005 BK	Terminal Type	PU
	788/ESKV 25	10112267	10112268	5-pole, 2,5mm ² screw type	15
	788/ESKV 25/221-2411	10112269	10112270	3 WAGO terminals 221-2411	15

Technical data

Dimensions of thread and drilled holes

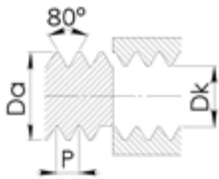
Metric thread ISO 965 (DIN 13)



				
M6x0,75 ¹⁾	6,00	0,75	5,10	6,0 - 6,2
M6x1	6,00	1,00	4,90	6,0 - 6,2
M8x1 ¹⁾	8,00	1,00	6,90	8,0 - 8,2
M8x1,25	8,00	1,25	6,60	8,0 - 8,2
M10x1 ¹⁾	10,00	1,00	8,90	10,0 - 10,2
M12x1,5 ¹⁾	12,00	1,50	10,30	12,0 - 12,2
M16x1,5 ¹⁾²⁾	16,00	1,50	14,30	16,0 - 16,2
M18x1,5 ²⁾	18,00	1,50	16,30	18,0 - 18,2
M20x1,5 ¹⁾	20,00	1,50	18,30	20,0 - 20,2
M24x1,5 ²⁾	24,00	1,50	22,30	24,0 - 24,2
M25x1,5 ¹⁾	25,00	1,50	23,30	25,0 - 25,2
M30x2 ²⁾	30,00	2,00	27,80	30,0 - 30,3
M32x1,5 ¹⁾	32,00	1,50	30,30	32,0 - 32,3
M36x2 ²⁾	36,00	2,00	33,80	36,0 - 36,3
M40x1,5 ¹⁾	40,00	1,50	38,30	40,0 - 40,3
M45x2 ²⁾	45,00	2,00	42,80	45,0 - 45,3
M50x1,5 ¹⁾	50,00	1,50	48,30	50,0 - 50,3
M56x2 ²⁾	56,00	2,00	53,80	56,0 - 56,3
M63x1,5 ¹⁾	63,00	1,50	61,30	63,0 - 63,3
M72x2 ²⁾	72,00	2,00	69,80	72,0 - 72,3
M75x1,5 ¹⁾	75,00	1,50	73,30	75,0 - 75,3
M80x2	80,00	2,00	77,80	80,0 - 80,4
M105x2	105,00	2,00	102,80	105,1 - 105,5

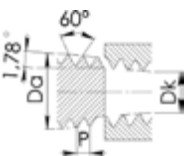
1) metric thread acc. to EN 60423 2) metric thread acc. to DIN 89280






Steel conduit thread DIN 40430



				
Pg 7	12,50	1,270	11,20	12,6 - 12,8
Pg 9	15,20	1,410	13,80	15,3 - 15,5
Pg11	18,60	1,410	17,20	18,7 - 18,9
Pg13,5	20,40	1,410	19,00	20,5 - 20,7
Pg16	22,50	1,410	21,10	22,6 - 22,8
Pg21	28,30	1,588	26,70	28,4 - 28,6
Pg29	37,00	1,588	35,40	37,1 - 37,4
Pg36	47,00	1,588	45,40	47,1 - 47,4
Pg42	54,00	1,588	42,40	54,1 - 54,5
Pg48	59,30	1,588	57,70	59,4 - 59,7




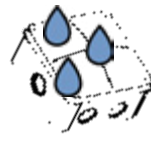
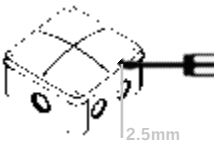

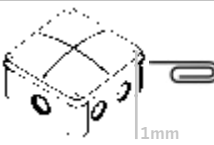



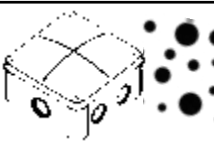


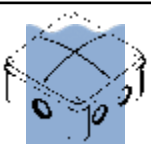
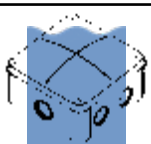


National standard pipe thread ANSI / ASME B1.20.1



				
NPT1/4	13,716	1,411	11,10	..
NPT3/8	17,145	1,411	14,50	..
NPT1/2	21,336	1,814	17,90	..
NPT3/4	26,670	1,814	23,20	..
NPT1	33,401	2,209	29,20	..
NPT1 1/4	42,164	2,209	37,90	..
NPT1 1/2	48,260	2,209	43,90	..
NPT2	60,325	2,209	55,90	..

Cable Glands
Cable Entries
Cable Protection
Junction Boxes
T

Ingress Protection **IP 68** Example

Solids		Water	
1	 50mm Protection against solid object greater than 50 mm.	1	 Protection against vertically falling droplets.
2	 12.5mm Protection against solid object greater than 12.5 mm.	2	 Protection against vertically falling droplets when tilted up.
3	 2.5mm Protection against solid object greater than 2.5 mm.	3	 Protection against spraying water up to an angle of 60°.
4	 1mm Protection against solid object greater than 1 mm.	4	 Protection against splashes of water from all directions.
5	 Limited ingress of dust. Will not interfere with equipment.	5	 Protection against low pressure jets of water.
6	 No ingress of dust permitted.	6	 Protection against high pressure jets of water.
 Protection level not formally tested.		7	 Protection against immersion in water between 15cm - 1m deep for 30 minutes.
		8	 Protection against immersion in water under pressure for long periods.
		9	 Protection from close-range, powerful, high temperature water jets.
		X	 Protection level not formally tested.

A digit of "0" for either solid or liquids indicates no protection.

Cable Glands

Cable Entries

Cable Protection

Junction Boxes

T

Impact resistance

Degrees of protection acc. to EN 62262 / VDE 0470 P.100

Standard EN 62262 / VDE 0470 P.100 "Degrees of protection against external mechanical loading provided by enclosures for electrical apparatus (equipment) - IK-Code" describes a way of classifying the degrees of protection which enclosures of electrical apparatus afford against external mechanical or stress, called IK-Code system.

These IK-Codes are used as follows to categorise stress energy:

IK-Code	IK00	IK01	IK02	IK03	IK04	IK05	IK06	IK07	IK08	IK09	IK10
Stress energy in Joule	*)	0,15	0,2	0,35	0,5	0,7	1	2	5	10	20

*) not protected in conformity with the present Standard

EN 62444 – what does it mean?

1. Field of application of EN 62444: This standard contains requirements and tests for the design and manufacture of metric Cable glands. The standard covers complete Cable glands from (,....) but not parts of Cable glands.
2. The internal threads of Cable glands must be designed as specified in Table 1 of EN 60423. These thread sizes are as follows: M 6x0.75; M 8x1; M 10x1; M 12x1.5; M 16x1.5; M 20x1.5; M 25x1.5; M 32x1.5; M 40x1.5; M 50x1.5; M 63x1.5 and M 75x1.5.
3. Mounting holes must be in the sizes specified in Table 1

Table 1: Mounting holes for Cable glands

Size	12	16	20	25	32	40	50	63	75
Thread size	M 12	M 16	M 20	M 25	M 32	M 40	M 50	M 63	M 75
Diameter of mounting hole +0,2 mm	12,0	16,0	20,0	25,0	32,0	40,0	50,0	63,0	75,0

4. Cable glands must provide restraining capacity for Cables and leads over the entire sealing region. Cable glands with strain relief for Cables and leads must relieve the conductors of stress, including torsion. The standard's tests are in each case conducted on the smallest and largest specified size of the sealing or strainrelief region, at the associated forces and torques specified in Table 2. These tests are conducted with test mandrels simulating the outer diameter of Cables and leads. The test mandrels comprise metal rods having an elastomer sheath.

Table 2: Tensile forces for restraining capacity and strain relief, torques for torsion test

Cable and lead diameter [mm]	Restraining capacity [N]	Strain relief Type A [N]	Strain relief Type B [N]	Torque Types A & B [Nm]
up to 4	5	-	-	-
> 4 to 8	10	30	75	0,10
> 8 to 11	15	42	120	0,15
>11 to 16	20	55	130	0,35
>16 to 23	25	70	140	0,60
>23 to 31	30	80	250	0,80
>31 to 43	45	90	350	0,90
>43 to 55	55	100	400	1,00
>55	70	115	450	1,20

5. Cable glands must be resistant to impact. A test mandrel corresponding to the smallest size of the sealing region is fixed in the unit under test, and the test is then conducted at the lowest temperature, applying the degree of energy specified for the respective category in Table 3.

Table 3: Impact values

Category	1	2	3	4	5	6	7	8
Force [N]	2	2	2	2	10	10	10	20
Weight [kg]	0,2	0,2	0,2	0,2	1,0	1,0	1,0	2,0
Energy [J]	0,2	0,5	1,0	2,0	4,0	7,0	10,0	20,0
Height [m]	0,1	0,25	0,5	1,0	0,4	0,7	1,0	1,0

All of these figures, tables and values are extracted from DIN EN 62444. This standard obviously describes other tests as well (electrical properties, IP code, etc.), required for the classification and identification of Cable glands. However, it would be beyond the scope of the present catalogue to itemise all of them. Please contact us if you have any queries.

Classification acc. EN / IEC 62444

"The manufacturer ... (of Cable glands) shall provide ... all information necessary for the proper use and safe installation, ..." EN / IEC 62444, Paragraph 7.3

The table contains the informations for the Cable gland SPRINT® system. The informations are tested and certified from the VDE Testing and Certification Institute – See Certificate No. 40006479

The values in the following table are valid for Types ESKV(S)(-L) **, EMSKV(S)(-L) ** (EMV-Z/S), ESSKV(S)(-L) ** (EMV-Z/S) and ESSKV(S)(-L)-4 *** (EMV-Z/S)

	12	16	20	25	32	40	50	63	75
Clamping range = sealing range [mm]	3 · 7	4,5 · 10	6 · 13	9 · 17	13 · 21	16 · 28	21 · 35	34 · 48	48 · 62
Type of Cable anchorage	A	A	A	A	A	A	A	A	A
Installation torques · fitting [Nm]	4 ¹	4 ¹	8 ¹	10 ¹	20 ¹	20 ¹	30 ¹	40 ¹	40 ¹
Installation torques · cap nut [Nm]	4 ¹	4 ¹	8 ¹	10 ¹	20 ¹	20 ¹	30 ¹	40 ¹	40 ¹
Impact category	6 ¹	6 ¹	6 ¹	6 ¹	6 ¹	6 ¹	6 ¹	6 ¹	6 ¹

1 These values are for the Cable glands made of brass and stainless steel.

The conduits of our Brace® system are tested and evaluated according to DIN EN 61386-1/23

Depending on the result, the products are classified in different classifications.

	BCA-S	BCAV-S	BCAV-H	BCAB-L	BCI-S	BCI-H-W	BCIV-S	BCIB-S	BCIB-H
Compression strength	1	1	2	2	1	2	1	1	1
Impact strength	4	4	4	4	4	2	4	4	4
Reverse bending stress	4	4	4	4	4	4	4	4	4
Electrical characteristic	0	0	0	0	0	0	0	0	0
Solid tightness test	6	6	6	6	6	6	6	6	6
Liquid tightness test	8	8	8	8	8	8	8	8	8
Resistance against corrosion	-	-	-	-	-	-	-	-	-
Pull-out resistance	1	1	1	1	2	1	1	2	1
Resistance against flame propagation	1	1	1	1	1	1	1	1	1
Suspended load capacity	2	2	1	1	-	-	-	-	-

The mechanical tests include the test for the compression strength, in which the corrugated conduit is pressed with a pressure head. After a predefined time, the test is finished and the conduit must not show any damage. The following table shows the classification:

Category	1	2	3	4	5
Pressure force [N]	125	320	750	1250	400

In the impact test, the conduits have to be stored at a specified temperature for 2h. After this time, a drop weight falls on the conduit from a prescribed height.

Category	1	2	3	4	5
Weight [kg]	0,5	1	2	2	6,8
Height [mm]	100	100	100	300	300

During the reverse bend test, the corrugated conduit must be moved back and forth 90° (180° in sum) 40 times per minute and a total of 5000 times. This test is carried out at the lowest application temperature of the corrugated conduit.

Category	1	2	3	4
Bending properties	rigid	flexible	flexible/ self-recovering	flexible

The electrical characteristics do not need to be explained.

Category	0	1	2	3
Electrical characteristics	Not explained	With electrical conduction properties	With electrical insulation properties	With electrical conduction and insulation properties

The leak tests for solids and liquids are the same as for the Cable glands (see IP overview). The classification number corresponds to the degree of protection number.

For plastic product no classification against corrosion has to be indicated.

Another mechanical test is the pull-out test. There are the following classifications:

Category	1	2	3	4	5
Pull Out Force [N]	100	250	500	1.000	2.500

The resistance to flame spread must be specified. Here the corrugated conduits are flamed with a 1kW flame.

Category	1	2
Resistance against flame propagation	non flame spreading	flame spreading

The specification of the suspended load is voluntary. This checks whether the corrugated conduit is pulled out of the fitting within 24 hours by an attached weight at the maximum application temperature.

Category	1	2	3	4	5
Weight [kg]	0,5	1	2	4	8

Cable Glands

Cable Entries

Cable Protection

Junction Boxes

T

Enclosure Guide

The following charts are general COMBI and WIB guides.

Model	Dimensions (mm)	IP Rating	Number of Entries	Entry Size	Volume of Gel Required (ml)
COMBI 108	76 x 76 x 51	IP66	10*	M20	200ml
COMBI 206	85 x 49 x 51	IP66/67	6*	M20	100ml
COMBI 304	ø 82 x 57	IP66/67	4**	M20	180ml
COMBI 308	85 x 85 x 51	IP66/67	8**	M20	200ml
COMBI 407	95 x 95 x 60	IP66/67	7***	M20/M25	320ml
COMBI 607	110 x 110 x 66	IP66/67	7**	M25	510ml
COMBI 1010	140 x 140 x 82	IP66/67	10****	M20/M25/M32	1 Ltr 10ml
COMBI 1210	160 x 140 x 81	IP66/67	10***	M20/M25	1 Ltr 250ml
COMBI 1610	200 x 160 x 94	IP66/67	10****	M20/M25/M32/M40	2 Ltr 426ml

*Membrane entries / **threaded membrane entries / *** threaded membrane & knockouts / **** knockouts. Please see website for full specification and data.

Cable Glands

Cable Entries

Cable Protection

Junction Boxes

T

WISKA Hoppmann GmbH

Kisdorfer Weg 28
24568 Kaltenkirchen
Germany

☎ +49-4191-508-0

contact@wiska.de
www.wiska.com

