

M12-Splitters/T-Connectors

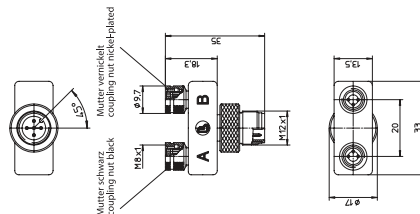
ASBS 2 M8 | ASBS 2 M12 | ASBSA 2 M12



M12 Male to 2xM8 Female

Splitter/T-connector, with two M8 miniature female connectors, 3 poles, with self-locking threaded joint.

ASBS 2 M8



M12 Male to 2xM12 Female

Splitter/T-connector with two M12 female connectors, with self-locking threaded joint.

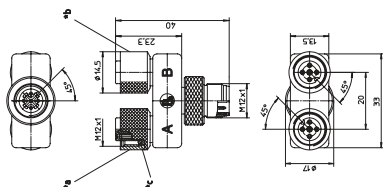
– ASBS 2 M12-5 1-1: wired through 1 to 1 –

M12 Male to 2xM12 Female

Splitter/T-connector with two M12 female connectors, with self-locking threaded joint.

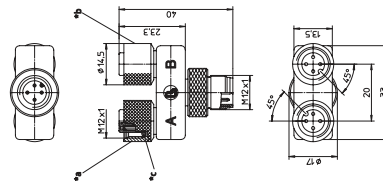
– ASBSA 2 M12-3: with AND circuit –

ASBS 2 M12



*a coupling nut black
 *b coupling nut nickel-plated

ASBSA 2 M12



*c O-ring

Pin Assignments

Face Views

ASBS 2 M8



A



B



ASBSA 2 M12-3



A



B



ASBS 2 M12-4



A



B



ASBS 2 M12-5S



A



B



ASBS 2 M12-5



A

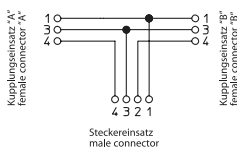


B

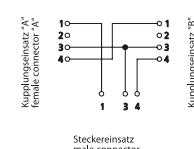


Wiring Diagrams

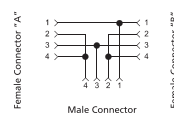
ASBS 2 M8



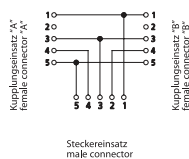
ASBSA 2 M12-3



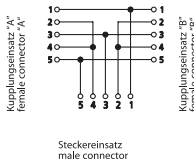
ASBS 2 M12-4



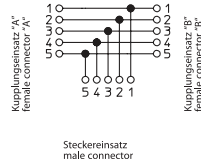
ASBS 2 M12-5S



ASBS 2 M12-5



ASBS 2 M12-5 1-1





Be Certain with Belden

M12-Splitters/T-Connectors

ASBS 2 M8 | ASBS 2 M12 | ASBSA 2 M12

Technical Data

Environmental

Degree of protection IP 67 / NEMA 6P
 Operating temperature range -25°C (-13°F) / +90°C (+194°F)






Mechanical

Housing / Molded body TPU, self-extinguishing
 Insert Female connectors:
 M8: TPU, self-extinguishing
 M12: PA GF, self-extinguishing
 Male connector:
 TPU, self-extinguishing
 Contact CuZn, pre-nickel and 0.8 microns gold-plated
 Coupling nut CuZn, nickel-plated
 O-ring FKM

Electrical

Contact resistance ≤ 5 mΩ
 Nominal current at 40°C 4 A per outlet / 4 A max. total
 Nominal voltage 60 V
 Rated voltage 63 V
 Test voltage M8: 0.8 kV eff. / 60 s
 M12: 1.5 kV eff. / 60 s
 ASBSA: 2.0 kV eff. / 60 s
 Insulation resistance > 10⁹ Ω
 Pollution degree 3

Splitters and Adapters

Part Number	Pins	Characteristics
ASBS 2 M8	3	
ASBSA 2 M12-3		
ASBS 2 M12-4	4	
ASBS 2 M12-5S	5	
ASBS 2 M12-5		
ASBS 2 M12-5 1-1		