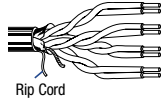
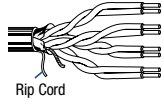


### DataTwist® 5e F/UTP Cables

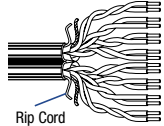
EN 50173, ISO/IEC 11801, Class D, Category 5e,  
Non-Bonded-Pair Cables

De- scription	Part No.	UL NEC/ C(UL)CEC Type IEC	Standard Lengths		Standard Unit Weight		Conductor (Stranding) Diameter Nom. DCR	Nominal Insulation OD		Shielding Material Nom. DCR	Nominal OD		Freq. MHz	Max. Atten. dB/100m	Min. PSUM			Input Imp. ( )	Min. RL dB
			ft.	m	lbs.	kg		inch	mm		inch	mm			NEXT dB	ACR dB/100m	ELFEXT dB/100m		
<b>Cat 5e • 24 AWG • Solid 0.5 mm Bare Copper • Twisted Pair • Overall Beldfoil® Shield • 24 AWG Tinned Copper Drain Wire • Rip Cord</b>																			
<b>Polyolefin Insulation • PVC Jacket (Grey and Blue)</b>																			
 Rip Cord  4-Pair	1633E		B-328	B-100	9.5	4.3	0.51 mm 24 AWG Solid BC	0.041	1.05	Non- Bonded-Pair Overall Beldfoil® + Drain Wire (24 AWG TC) F/UTP	0.236	6.00	1	2.1	62.0	60.2	61.0	100 ± 15	20.0
			1000	305	28.7	13.0							4	4.0	53.0	49.3	49.0	100 ± 15	23.0
			1640	500	47.4	21.5							8	5.7	49.0	43.1	43.0	100 ± 15	24.5
			3280	1000	94.8	43.0							10	6.3	47.0	41.0	41.0	100 ± 15	25.0
													16	8.0	44.0	36.2	37.0	100 ± 15	25.0
													20	9.0	43.0	33.8	35.0	100 ± 15	25.0
													25	10.1	41.0	31.2	33.0	100 ± 15	24.3
				31.25	11.4	40.0	28.5	31.0	100 ± 15	23.6									
				62.5	16.5	35.0	18.8	25.0	100 ± 15	21.5									
				100	21.3	32.0	11.0	21.0	100 ± 15	20.1									

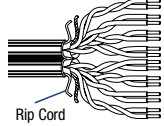
Color Code: see chart below

<b>Polyolefin Insulation • FRNC/LSNH Jacket (Grey and Blue)</b>																				
 Rip Cord  4-Pair	1633ENH		B-328	B-100	9.5	4.3	0.51 mm 24 AWG Solid BC	0.041	1.05	Non- Bonded-Pair Overall Beldfoil® + Drain Wire (24 AWG TC) F/UTP	0.236	6.00								see above
			1000	305	28.7	13.0														
			1640	500	47.4	21.5														
			3280	1000	94.8	43.0														

Color Code: see chart below  
Burning Energy: 464 kJ/m  
500 m put-up available in Blue only.

<b>Polyolefin Insulation • Grey PVC Jacket</b>																				
 Rip Cord  8-Pair, Twin	1668E		B-164	B-50	18.9	8.6	0.51 mm 24 AWG Solid BC	0.041	1.05	Non- Bonded-Pair Overall Beldfoil® + Drain Wire (24 AWG TC) F/UTP	0.236	6.00								see above
			1000	305	57.3	26.0							x	x						
			1640	500	94.8	43.0							0.531	13.50						

Color Code: see chart below

<b>Polyolefin Insulation • FRNC/LSNH Grey Jacket</b>																				
 Rip Cord  8-Pair, Twin	1668ENH		1640	500	94.8	43.0	0.51 mm 24 AWG Solid BC	0.041	1.05	Non- Bonded-Pair Overall Beldfoil® + Drain Wire (24 AWG TC) F/UTP	0.236	6.00								see above
			x	x																
			0.531	13.50																

Color Code: see chart below  
Burning Energy: 929 kJ/m

TC = Tinned Copper • BC = Bare Copper • ACR = Attenuation Crosstalk Ratio • ELFEXT = Equal Level Far-end Crosstalk • NEXT = Near-end Crosstalk • PSUM = Power Sum • RL = Return Loss • DCR = DC resistance

#### Color Code

Pair No.	Color
1	White/Blue Stripe, Blue
2	White/Orange Stripe, Orange
3	White/Green Stripe, Green
4	White/Brown Stripe, Brown

#### Get the Bonded-Pairs Cable Preparation Tool

See page 15.37 for details.  
(Part No. 1797B)

